

Traffic Report

Traffic Overview from Sun Jan 9 2022 to Sun Jan 30 2022

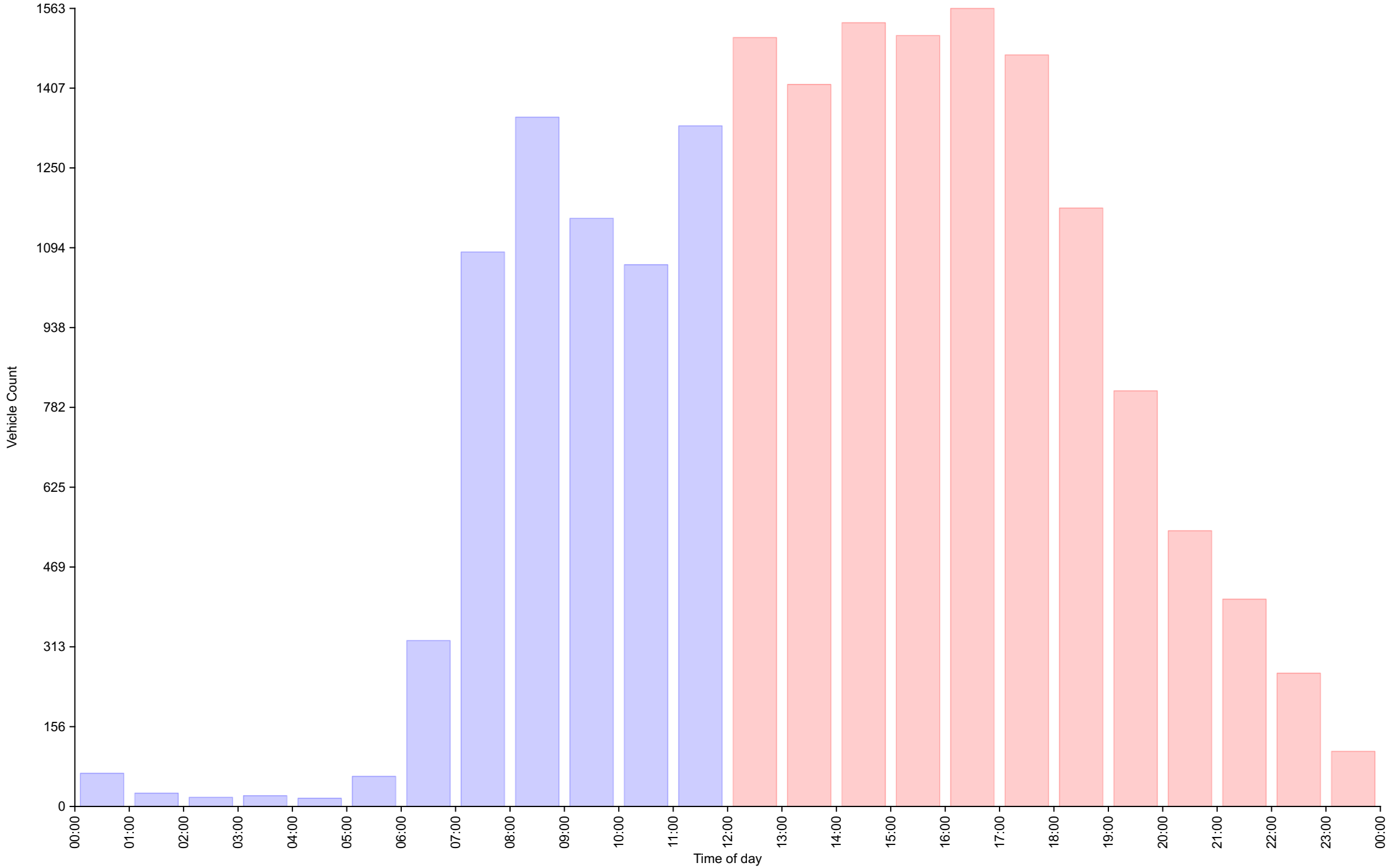
Vehicle Speed Classes (Mph)

	<15	15 20	20 25	25 30	30 35	35 40	40 45	45 50	50 55	55 60	60 65	65 70	>70	Total	85th Percentile
00:00	0	2	1	11	25	19	7	0	0	0	0	0	0	65	37.6
01:00	2	1	1	5	7	6	3	1	0	0	0	0	0	26	38.1
02:00	0	0	0	1	8	9	0	0	0	0	0	0	0	18	37.6
03:00	0	0	1	6	11	3	0	0	0	0	0	0	0	21	34.0
04:00	0	0	1	4	5	4	2	0	0	0	0	0	0	16	37.6
05:00	0	4	0	12	29	10	4	0	0	0	0	0	0	59	36.2
06:00	0	0	4	60	156	81	23	1	0	0	0	0	0	325	36.9
07:00	0	6	39	282	588	150	21	0	0	0	0	0	0	1086	34.2
08:00	0	9	49	363	694	214	19	2	0	0	0	0	0	1350	34.4
09:00	4	20	63	314	587	148	12	3	1	0	0	0	0	1152	33.9
10:00	1	25	79	383	448	110	14	1	0	0	0	0	0	1061	33.3
11:00	2	28	119	474	591	106	13	0	0	0	0	0	0	1333	32.8
12:00	2	30	134	515	689	132	4	0	0	0	0	0	0	1506	32.8
13:00	2	17	98	534	622	133	6	1	1	0	0	0	0	1414	32.9
14:00	1	19	109	534	743	117	11	1	0	0	0	0	0	1535	32.8
15:00	4	18	111	492	719	143	22	1	0	0	0	0	0	1510	33.2
16:00	1	15	97	569	717	142	21	0	0	0	1	0	0	1563	32.9
17:00	1	8	91	564	678	119	9	1	1	0	0	0	0	1472	32.8
18:00	0	8	52	418	575	104	13	2	0	0	0	0	0	1172	33.1
19:00	1	5	21	228	440	108	10	1	0	0	0	0	0	814	33.9
20:00	4	6	23	137	291	67	12	0	0	0	0	0	0	540	34.0
21:00	2	2	5	101	204	78	12	2	0	0	0	0	0	406	35.4
22:00	0	6	6	58	132	53	6	0	0	0	0	0	0	261	35.2
23:00	1	0	1	22	55	23	5	1	0	0	0	0	0	108	36.8
AM Total	9	95	357	1915	3149	860	118	8	1	0	0	0	0		
PM Total	19	134	748	4172	5865	1219	131	10	2	0	1	0	0		
Total	28	229	1105	6087	9014	2079	249	18	3	0	1	0	0		
Percent	0.15%	1.22%	5.87%	32.36%	47.91%	11.05%	1.32%	0.10%	0.02%	0.00%	0.01%	0.00%	0.00%		

Total Vehicles : 18813
 30th Percentile : 28.1 MPH
 50th Percentile : 29.9 MPH
 85th Percentile : 33.5 MPH
 95th Percentile : 36.3 MPH
 Average Speed : 30.3 MPH
 Highest Speed : 61.8 MPH

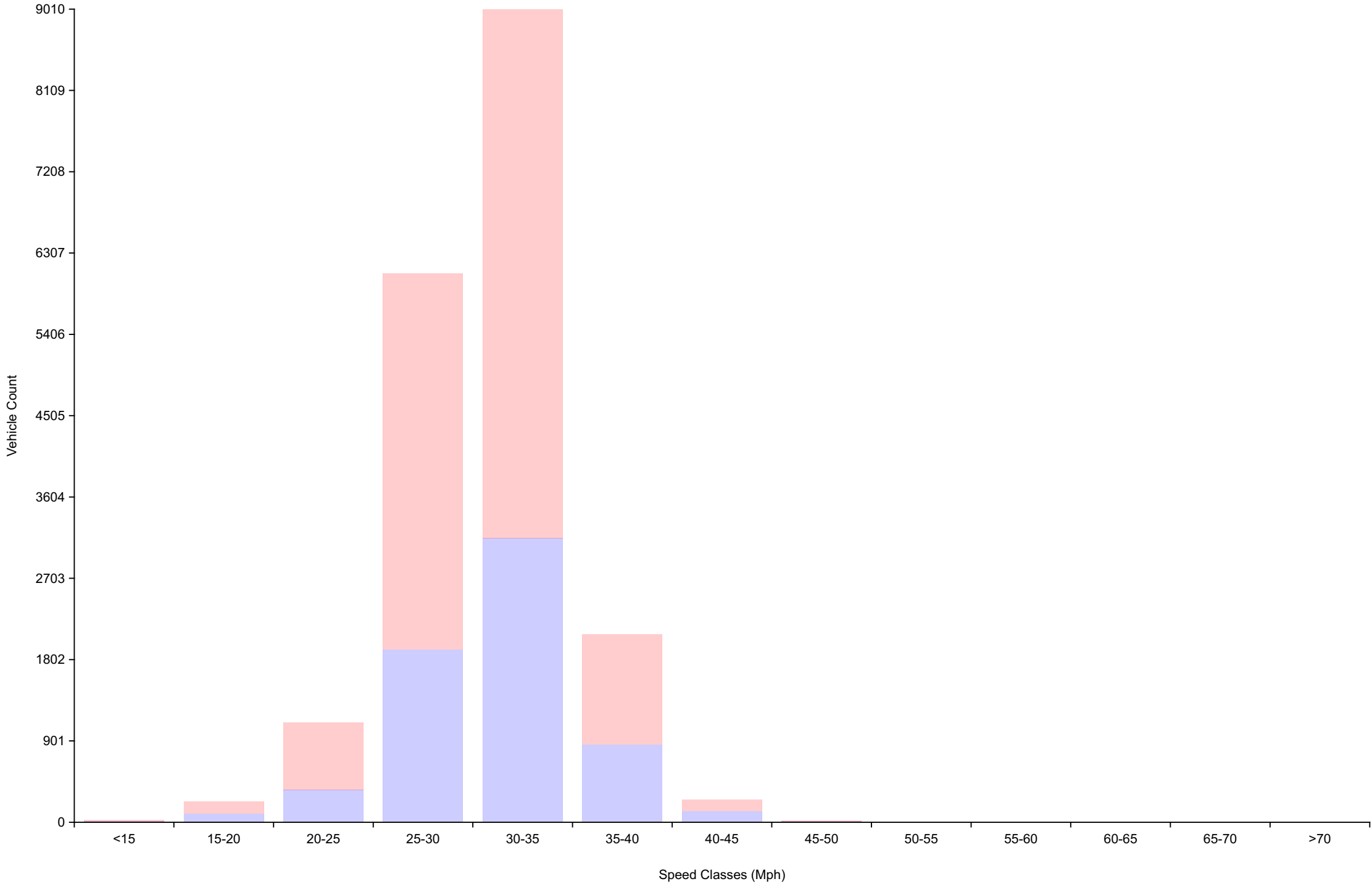
Vehicle Counts By Hour

Traffic Overview from Sun Jan 9 2022 to Sun Jan 30 2022
(60 Minute Resolution)



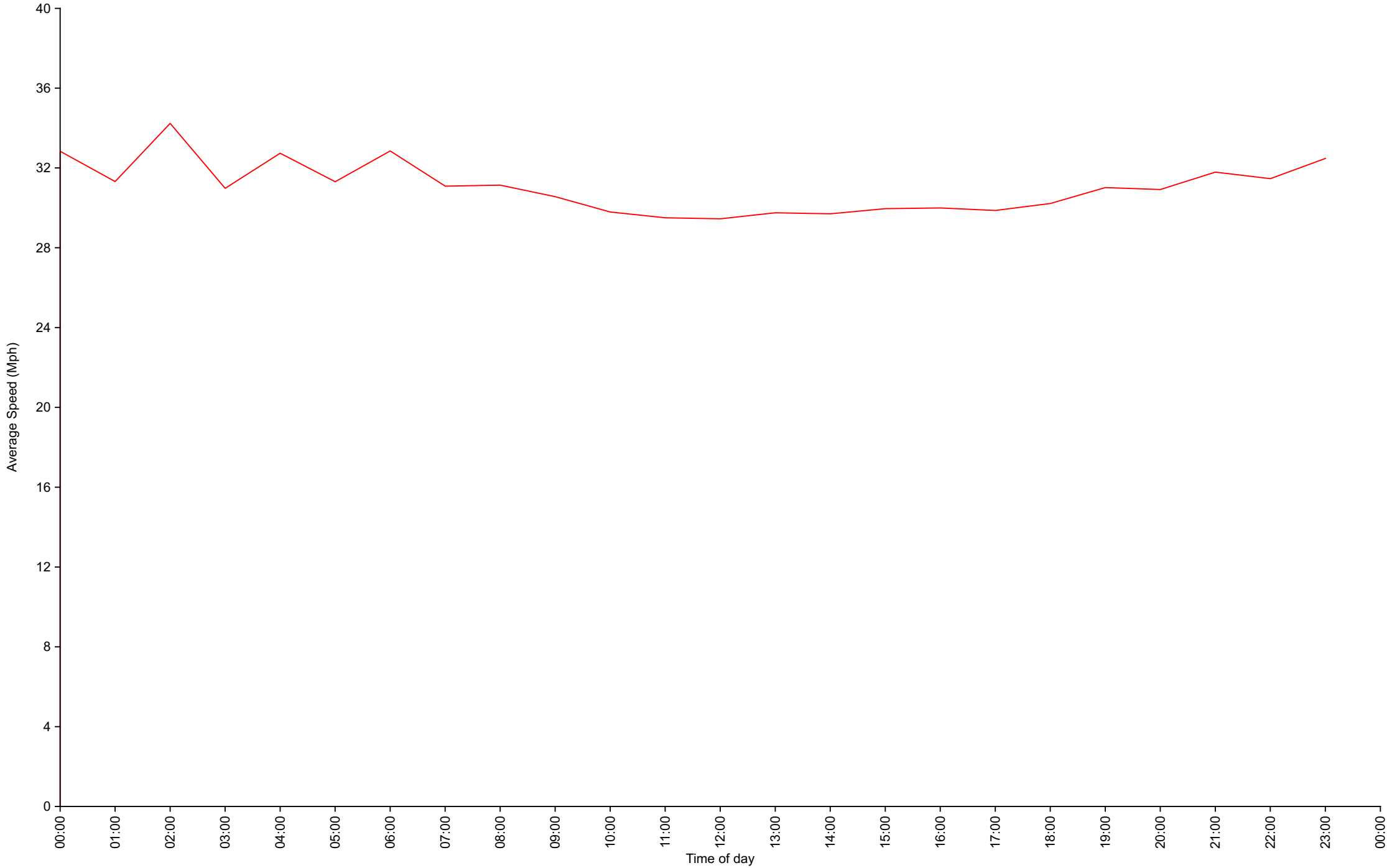
Vehicle Counts By Speed Class

Traffic Overview from Sun Jan 9 2022 to Sun Jan 30 2022



Average Speed By Hour

Traffic Overview from Sun Jan 9 2022 to Sun Jan 30 2022
(60 Minute Resolution)



Barley Mow Close - Dogmersfield

Cumulative Speed Distribution Curve

Traffic Overview from Sun Jan 9 2022 to Sun Jan 30 2022

