

Traffic Report

Traffic Overview from Sun Feb 20 2022 to Sun Mar 20 2022

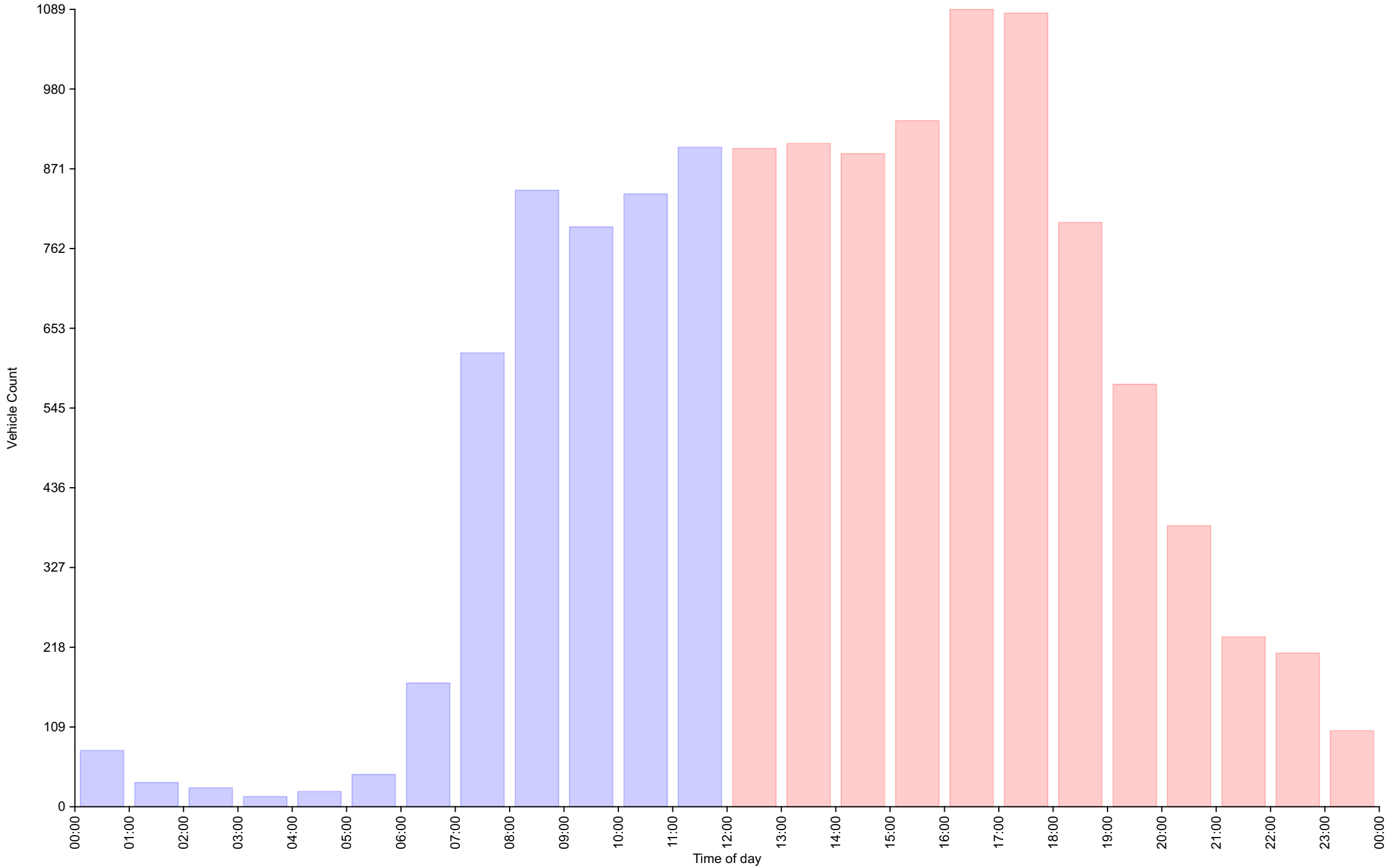
Vehicle Speed Classes (Mph)

	<15	15 20	20 25	25 30	30 35	35 40	40 45	45 50	50 55	55 60	60 65	65 70	>70	Total	85th Percentile
00:00	1	4	2	10	27	22	8	3	0	0	0	0	0	77	38.7
01:00	0	1	2	7	10	9	3	1	0	0	0	0	0	33	37.1
02:00	0	0	0	5	12	3	4	1	1	0	0	0	0	26	41.2
03:00	0	1	0	2	4	4	3	0	0	0	0	0	0	14	39.5
04:00	0	0	0	4	6	8	3	0	0	0	0	0	0	21	38.9
05:00	0	0	0	2	21	11	10	0	0	0	0	0	0	44	40.6
06:00	0	0	0	17	62	42	41	7	0	0	0	0	0	169	41.0
07:00	0	4	9	71	238	221	69	6	2	0	0	0	0	620	38.4
08:00	2	23	35	150	327	223	62	18	2	0	0	0	0	842	37.5
09:00	5	7	31	171	326	206	40	4	2	0	0	0	0	792	37.0
10:00	4	26	35	181	323	216	42	10	0	0	0	0	0	837	36.9
11:00	3	13	65	220	340	196	48	14	2	0	0	0	0	901	36.5
12:00	5	19	55	224	365	189	36	5	1	0	0	0	0	899	35.8
13:00	5	19	53	225	373	184	44	3	0	0	0	0	0	906	35.9
14:00	2	6	41	216	344	203	67	10	3	0	0	0	0	892	37.5
15:00	2	21	38	198	352	241	72	13	0	0	0	0	0	937	37.4
16:00	2	7	26	217	461	278	77	18	3	0	0	0	0	1089	37.4
17:00	1	14	25	208	449	285	81	17	2	2	0	0	0	1084	37.6
18:00	2	6	28	173	313	212	50	14	0	0	0	0	0	798	37.0
19:00	0	3	8	115	228	168	48	6	0	1	0	0	0	577	37.7
20:00	1	1	9	63	163	113	25	6	2	1	0	0	0	384	37.5
21:00	0	1	5	38	100	55	26	4	2	0	1	0	0	232	38.8
22:00	0	1	3	35	75	68	22	6	0	0	0	0	0	210	38.7
23:00	0	3	2	13	37	31	15	1	2	0	0	0	0	104	39.4
AM Total	15	79	179	840	1696	1161	333	64	9	0	0	0	0		
PM Total	20	101	293	1725	3260	2027	563	103	15	4	1	0	0		
Total	35	180	472	2565	4956	3188	896	167	24	4	1	0	0		
Percent	0.28%	1.44%	3.78%	20.54%	39.69%	25.53%	7.17%	1.34%	0.19%	0.03%	0.01%	0.00%	0.00%		

Total Vehicles : 12488
 30th Percentile : 29.6 MPH
 50th Percentile : 32.0 MPH
 85th Percentile : 37.4 MPH
 95th Percentile : 40.6 MPH
 Average Speed : 32.6 MPH
 Highest Speed : 62.5 MPH

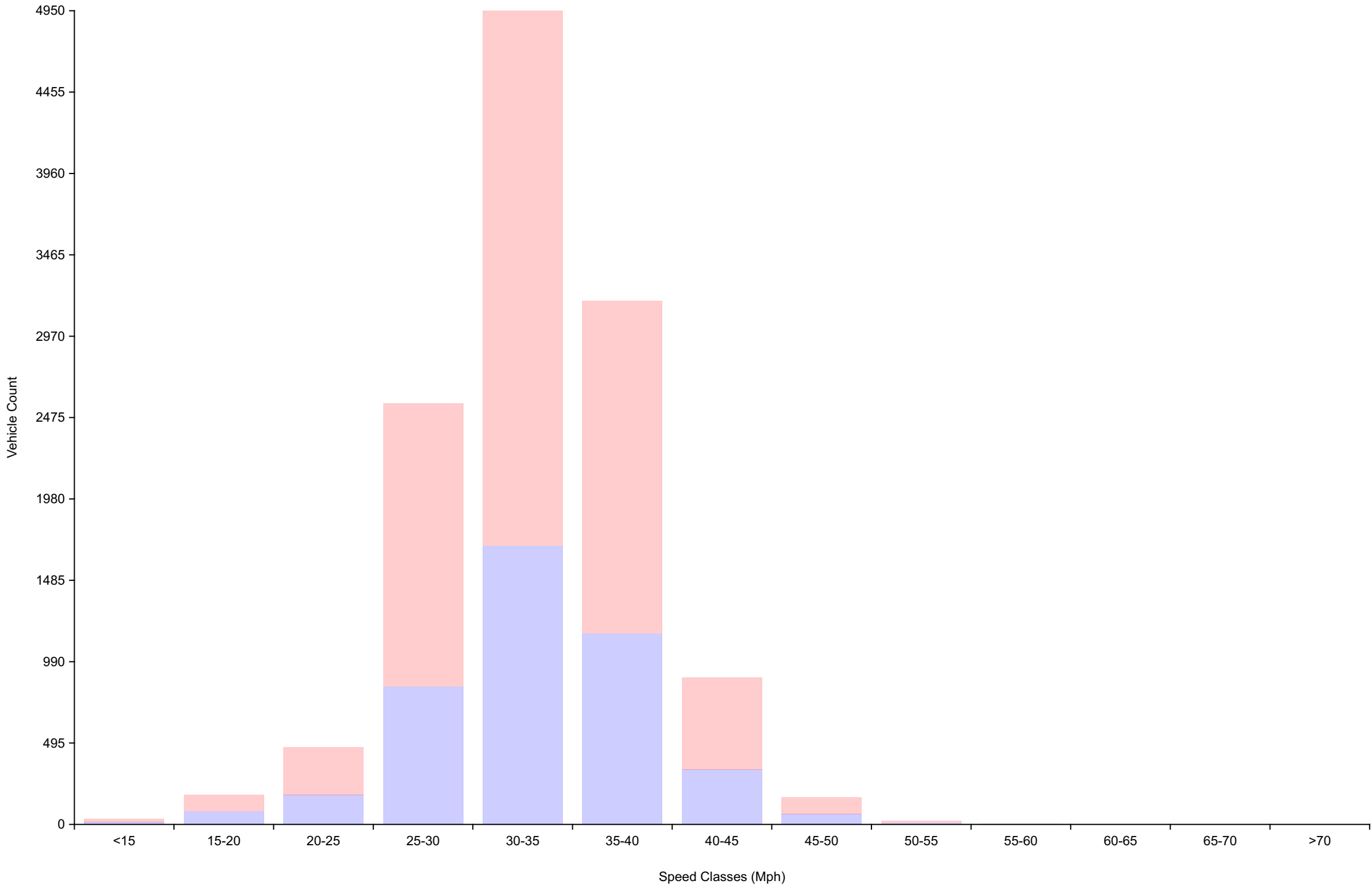
Vehicle Counts By Hour

Traffic Overview from Sun Feb 20 2022 to Sun Mar 20 2022
(60 Minute Resolution)



Vehicle Counts By Speed Class

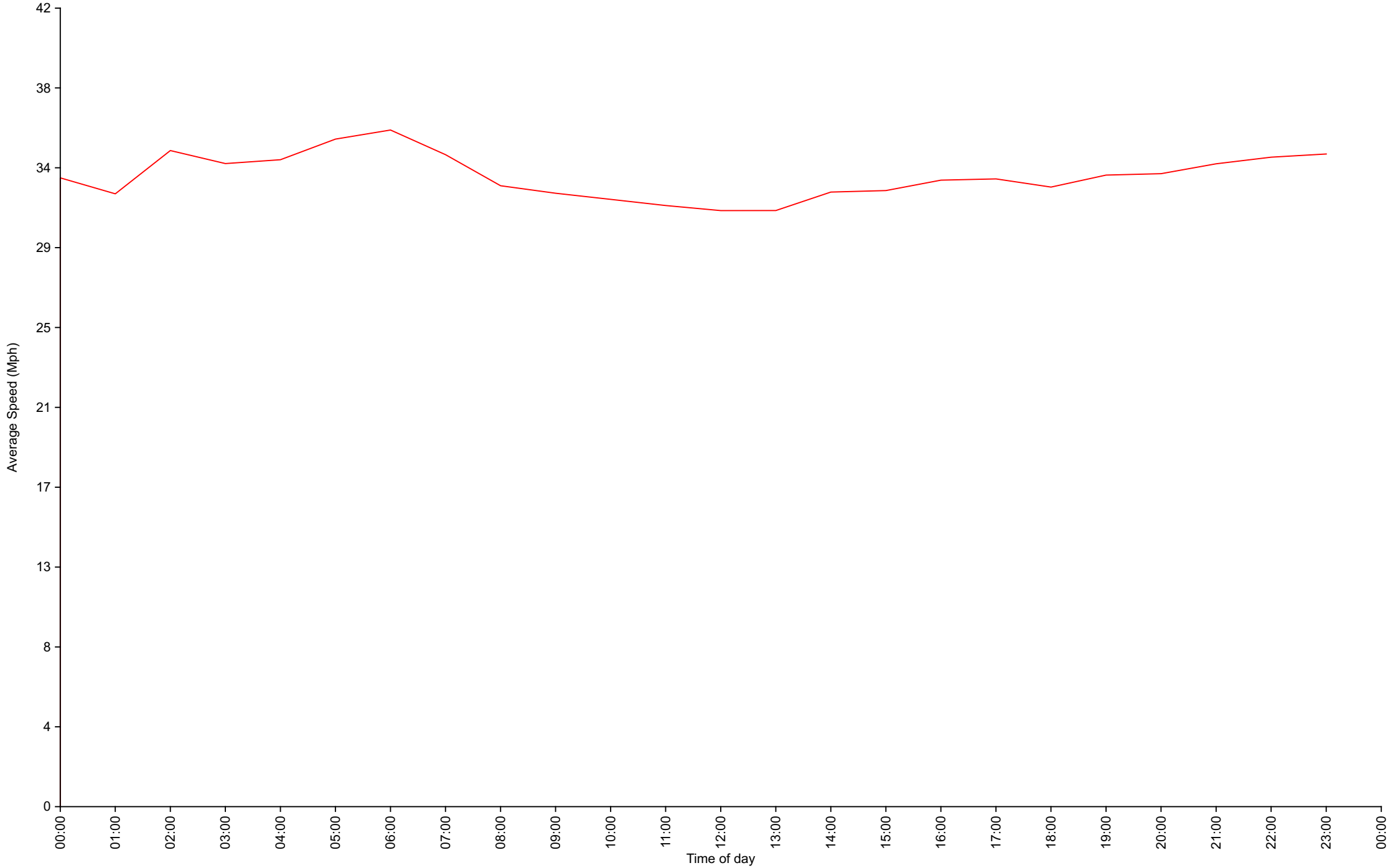
Traffic Overview from Sun Feb 20 2022 to Sun Mar 20 2022



Railway Bridge

Average Speed By Hour

Traffic Overview from Sun Feb 20 2022 to Sun Mar 20 2022
(60 Minute Resolution)



Cumulative Speed Distribution Curve

Traffic Overview from Sun Feb 20 2022 to Sun Mar 20 2022

