

# Traffic Report

**Barley Mow - SID facing Station  
Travel towards Dogmersfield**

Traffic Overview from Sun Feb 12 2023 to Thu Mar 2 2023

*Vehicle Speed Classes (Mph)*

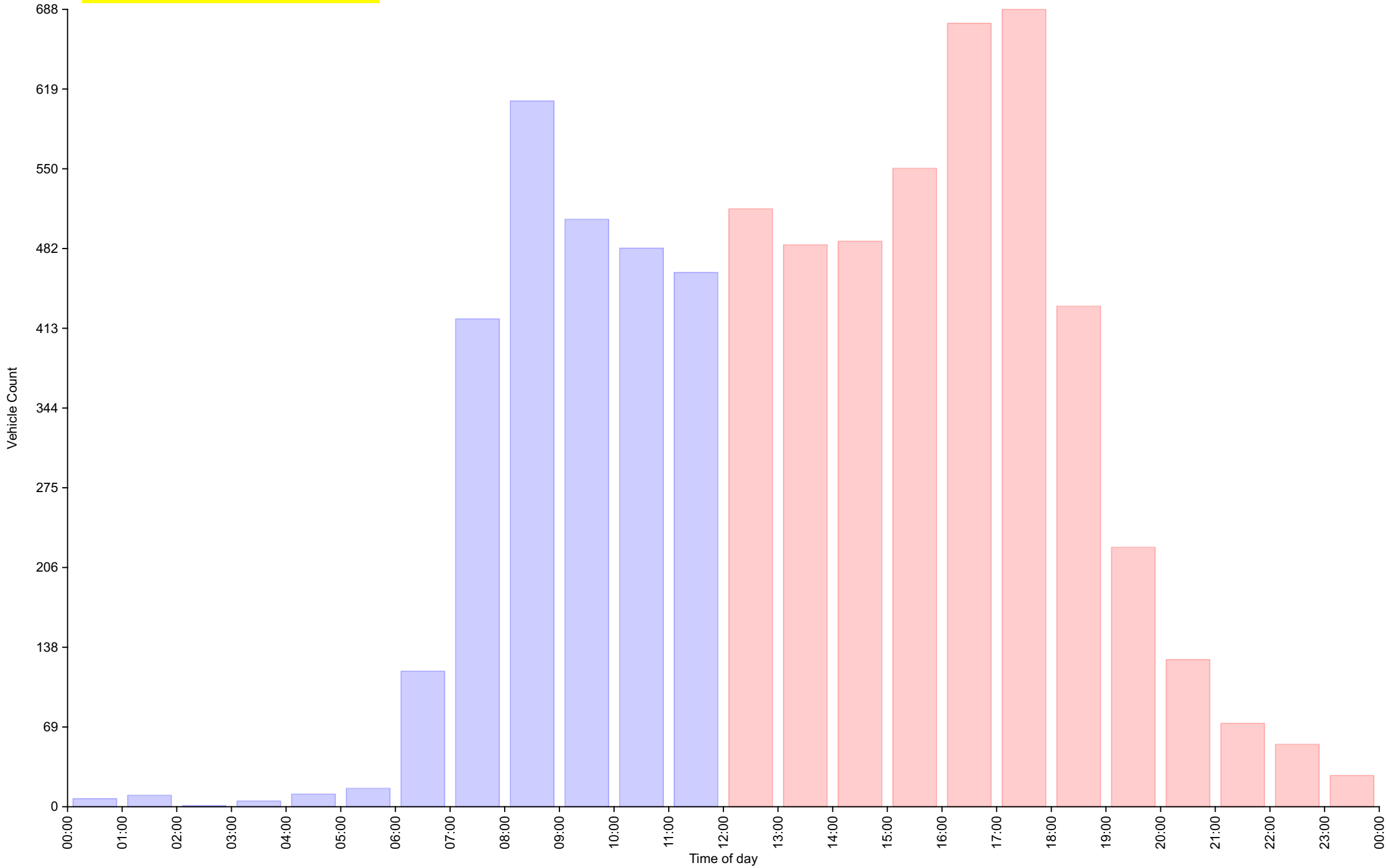
	<15	15 20	20 25	25 30	30 35	35 40	40 45	45 50	50 55	55 60	60 65	65 70	>70	Total	85th Percentile
00:00	1	0	0	0	5	0	1	0	0	0	0	0	0	7	34.0
01:00	0	0	0	2	2	5	1	0	0	0	0	0	0	10	<b>38.5</b>
02:00	0	0	0	0	1	0	0	0	0	0	0	0	0	1	29.5
03:00	1	0	0	0	4	0	0	0	0	0	0	0	0	5	32.9
04:00	0	0	1	3	6	1	0	0	0	0	0	0	0	11	33.7
05:00	1	0	2	2	5	6	0	0	0	0	0	0	0	16	34.7
06:00	0	1	2	17	50	35	9	3	0	0	0	0	0	117	37.4
07:00	0	7	16	97	193	91	15	2	0	0	0	0	0	421	35.8
08:00	0	<b>15</b>	17	<b>169</b>	<b>256</b>	<b>127</b>	<b>23</b>	1	<b>1</b>	0	0	0	0	<b>609</b>	35.4
09:00	<b>2</b>	1	16	114	246	109	19	0	0	0	0	0	0	507	35.4
10:00	1	6	39	167	177	76	12	<b>4</b>	0	0	0	0	0	482	34.8
11:00	2	15	<b>40</b>	137	185	74	7	1	0	0	0	0	0	461	34.7
12:00	<b>4</b>	8	<b>32</b>	146	241	72	9	4	0	0	0	0	0	516	34.3
13:00	0	<b>10</b>	31	131	218	81	10	2	1	<b>1</b>	0	0	0	485	34.7
14:00	1	2	17	145	229	80	12	2	0	0	0	0	0	488	34.7
15:00	1	6	26	130	262	105	19	1	1	0	0	0	0	551	35.0
16:00	2	3	24	<b>180</b>	311	<b>125</b>	27	2	<b>2</b>	0	0	0	0	676	35.4
17:00	0	4	13	160	<b>348</b>	121	<b>33</b>	<b>7</b>	2	0	0	0	0	<b>688</b>	35.6
18:00	0	3	16	106	189	90	26	1	1	0	0	0	0	432	35.9
19:00	0	4	7	43	116	46	7	1	0	0	0	0	0	224	35.3
20:00	0	4	1	30	46	37	8	1	0	0	0	0	0	127	36.4
21:00	0	0	2	18	32	13	7	0	0	0	0	0	0	72	35.8
22:00	0	1	0	14	24	9	3	2	0	1	0	0	0	54	36.9
23:00	0	0	3	3	10	7	3	1	0	0	0	0	0	27	<b>38.0</b>
AM Total	8	45	133	708	<b>1130</b>	524	87	11	1	0	0	0	0		
PM Total	8	45	172	1106	<b>2026</b>	786	164	24	7	2	0	0	0		
Total	16	90	305	1814	<b>3156</b>	1310	251	35	8	2	0	0	0		
Percent	0.23%	1.29%	4.37%	25.96%	<b>45.17%</b>	18.75%	3.59%	0.50%	0.11%	0.03%	0.00%	0.00%	0.00%		

Total Vehicles : 6987  
 30th Percentile : 28.8 MPH  
 50th Percentile : 30.8 MPH  
 85th Percentile : 35.3 MPH  
 95th Percentile : 38.5 MPH  
 Average Speed : 31.4 MPH  
 Highest Speed : 57.2 MPH

# Vehicle Counts By Hour

Traffic Overview from Sun Feb 12 2023 to Thu Mar 2 2023  
(60 Minute Resolution)

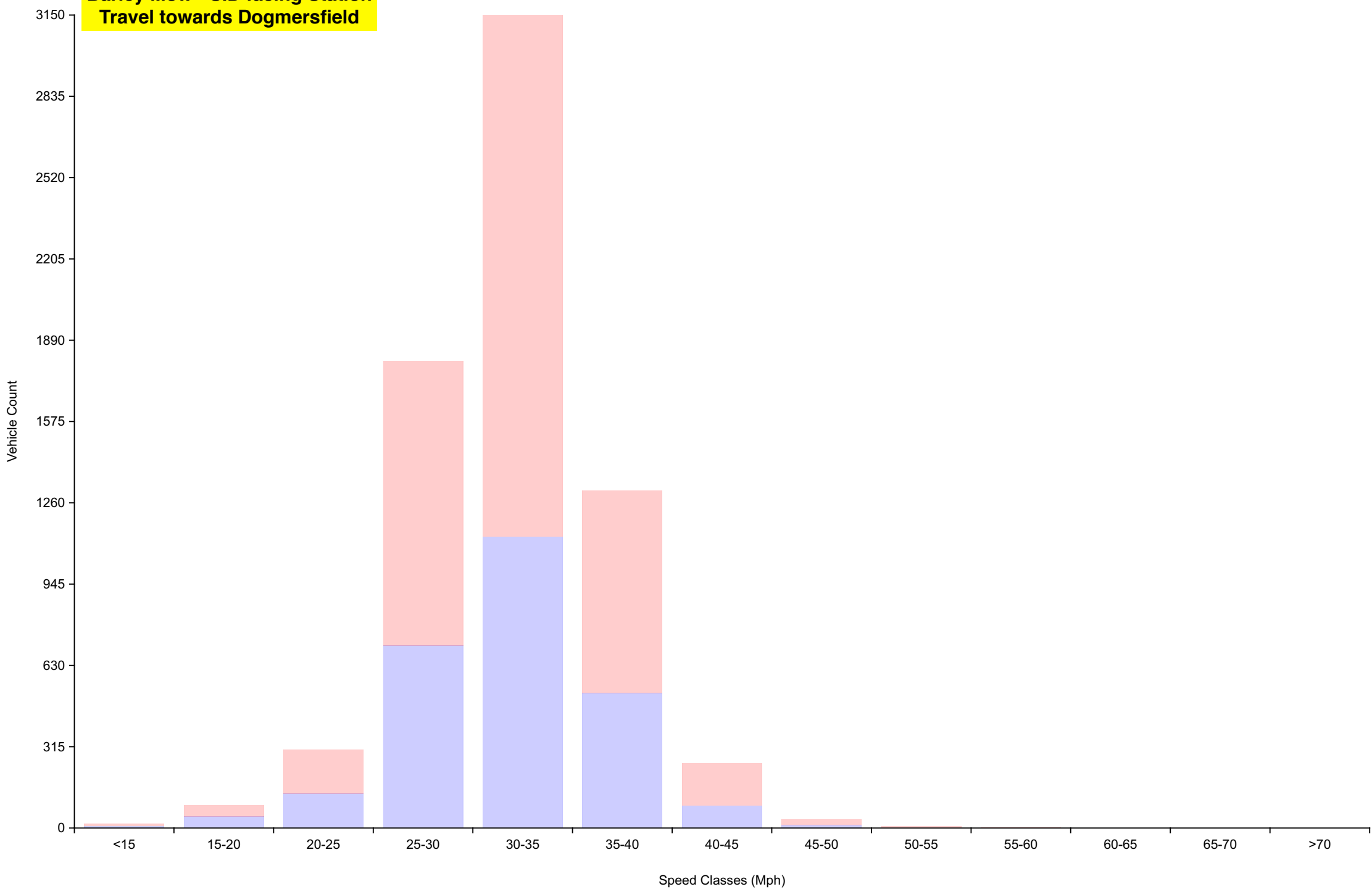
**Barley Mow - SID facing Station  
Travel towards Dogmersfield**



# Vehicle Counts By Speed Class

Traffic Overview from Sun Feb 12 2023 to Thu Mar 2 2023

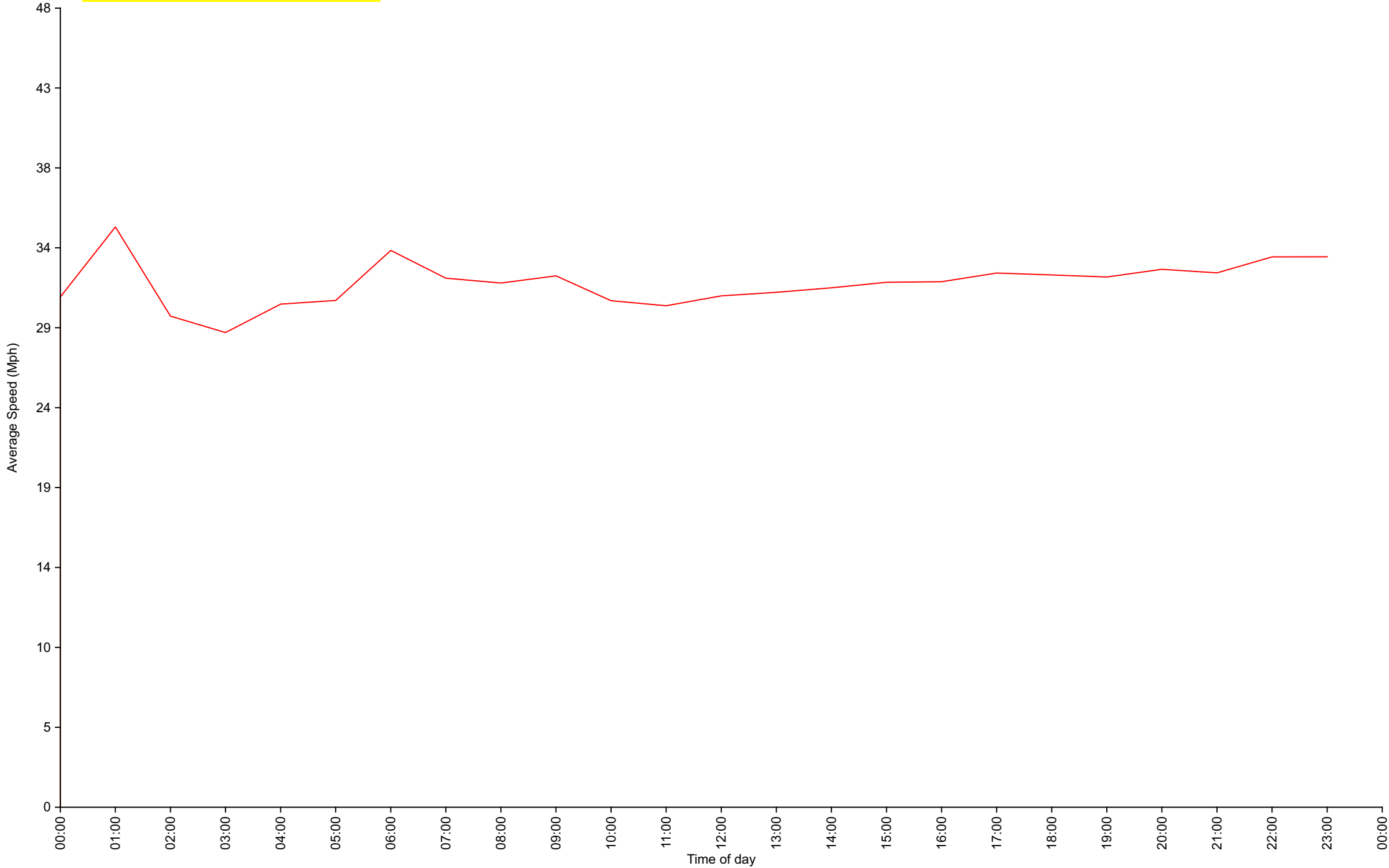
**Barley Mow - SID facing Station  
Travel towards Dogmersfield**



# Average Speed By Hour

Traffic Overview from Sun Feb 12 2023 to Thu Mar 2 2023  
(60 Minute Resolution)

**Barley Mow - SID facing Station**  
**Travel towards Dogmersfield**



# Cumulative Speed Distribution Curve

Traffic Overview from Sun Feb 12 2023 to Thu Mar 2 2023

**Barley Mow - SID facing Station**  
**Travel towards Dogmersfield**

