

Traffic Report

Railway Bridge - SID facing Dogmersfield Travel towards station

Traffic Overview from Sun Mar 26 2023 to Sun Apr 16 2023

Vehicle Speed Classes (Mph)

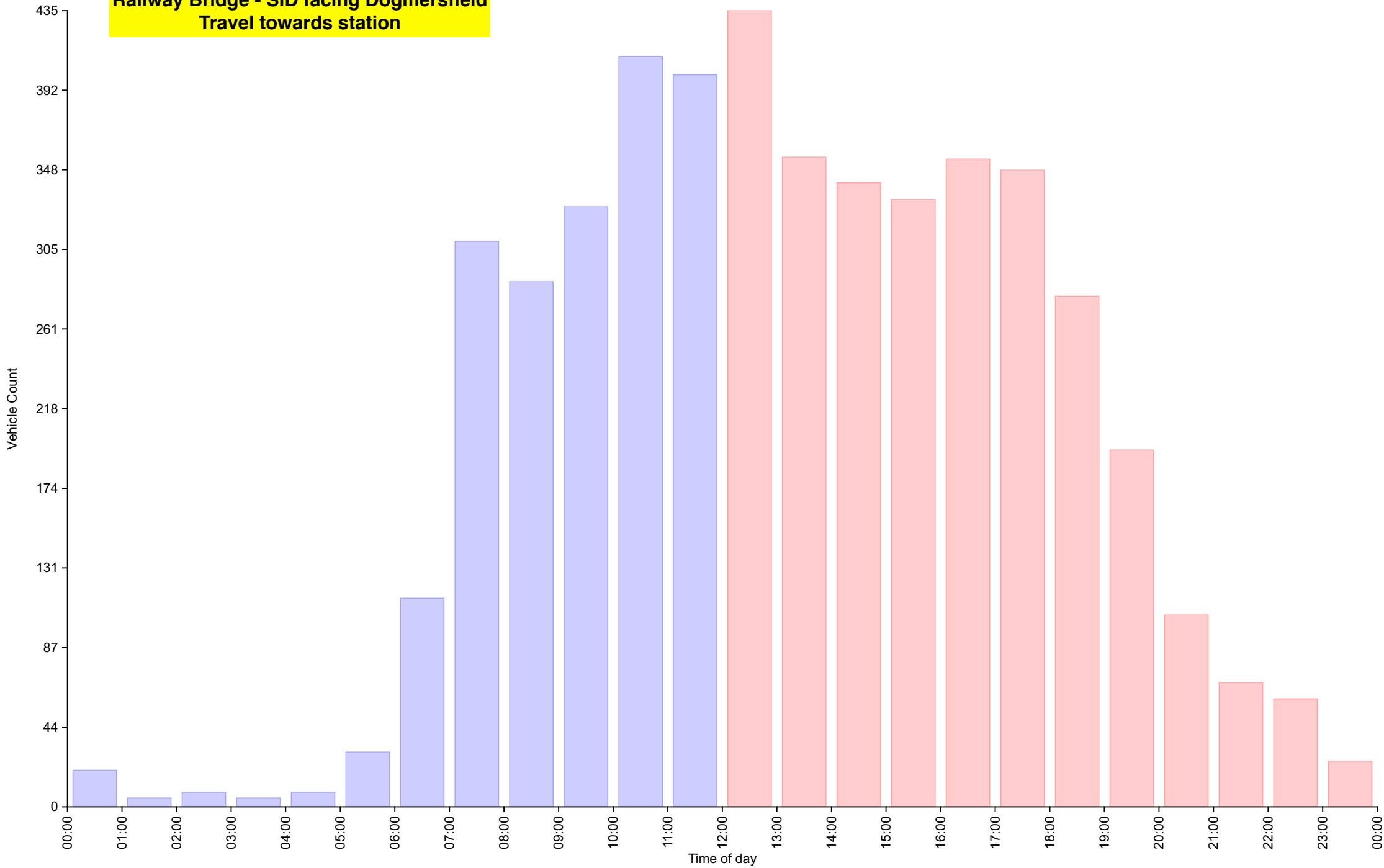
	<15	15 20	20 25	25 30	30 35	35 40	40 45	45 50	50 55	55 60	60 65	65 70	>70	Total	85th Percentile
00:00	0	0	0	4	8	6	0	1	1	0	0	0	0	20	37.5
01:00	0	0	0	0	4	1	0	0	0	0	0	0	0	5	32.0
02:00	0	0	0	1	2	1	3	1	0	0	0	0	0	8	41.8
03:00	1	0	0	0	2	1	1	0	0	0	0	0	0	5	37.5
04:00	0	0	0	1	6	1	0	0	0	0	0	0	0	8	33.8
05:00	0	0	0	9	14	6	1	0	0	0	0	0	0	30	35.7
06:00	0	2	3	11	53	28	15	2	0	0	0	0	0	114	39.0
07:00	0	6	9	26	138	82	36	12	0	0	0	0	0	309	39.2
08:00	3	12	23	37	104	65	33	9	1	0	0	0	0	287	39.0
09:00	1	5	29	60	106	101	21	5	0	0	0	0	0	328	37.4
10:00	5	10	23	111	155	83	21	2	0	0	0	0	0	410	36.1
11:00	2	8	21	105	162	81	17	3	1	0	0	0	0	400	36.4
12:00	3	13	24	80	182	101	30	2	0	0	0	0	0	435	37.1
13:00	2	7	19	75	143	79	25	5	0	0	0	0	0	355	36.8
14:00	2	8	21	94	123	68	19	5	1	0	0	0	0	341	37.4
15:00	3	6	17	64	113	96	29	4	0	0	0	0	0	332	37.5
16:00	3	11	14	55	140	102	26	2	1	0	0	0	0	354	37.5
17:00	1	1	11	69	125	106	29	6	0	0	0	0	0	348	37.8
18:00	0	4	14	54	100	75	27	4	1	0	0	0	0	279	37.9
19:00	1	1	9	39	88	34	18	4	1	0	0	0	0	195	37.8
20:00	0	3	6	24	35	23	12	0	2	0	0	0	0	105	38.6
21:00	0	2	3	19	24	16	4	0	0	0	0	0	0	68	37.1
22:00	0	0	5	10	26	11	5	1	1	0	0	0	0	59	37.8
23:00	0	1	1	5	10	7	0	0	1	0	0	0	0	25	36.3
AM Total	12	43	108	365	754	456	148	35	3	0	0	0	0		
PM Total	15	57	144	588	1109	718	224	33	8	0	0	0	0		
Total	27	100	252	953	1863	1174	372	68	11	0	0	0	0		
Percent	0.56%	2.07%	5.23%	19.77%	38.65%	24.36%	7.72%	1.41%	0.23%	0.00%	0.00%	0.00%	0.00%		

Total Vehicles : 4820
 30th Percentile : 29.4 MPH
 50th Percentile : 32.0 MPH
 85th Percentile : 37.5 MPH
 95th Percentile : 40.9 MPH
 Average Speed : 32.4 MPH
 Highest Speed : 53.3 MPH

Vehicle Counts By Hour

Traffic Overview from Sun Mar 26 2023 to Sun Apr 16 2023
(60 Minute Resolution)

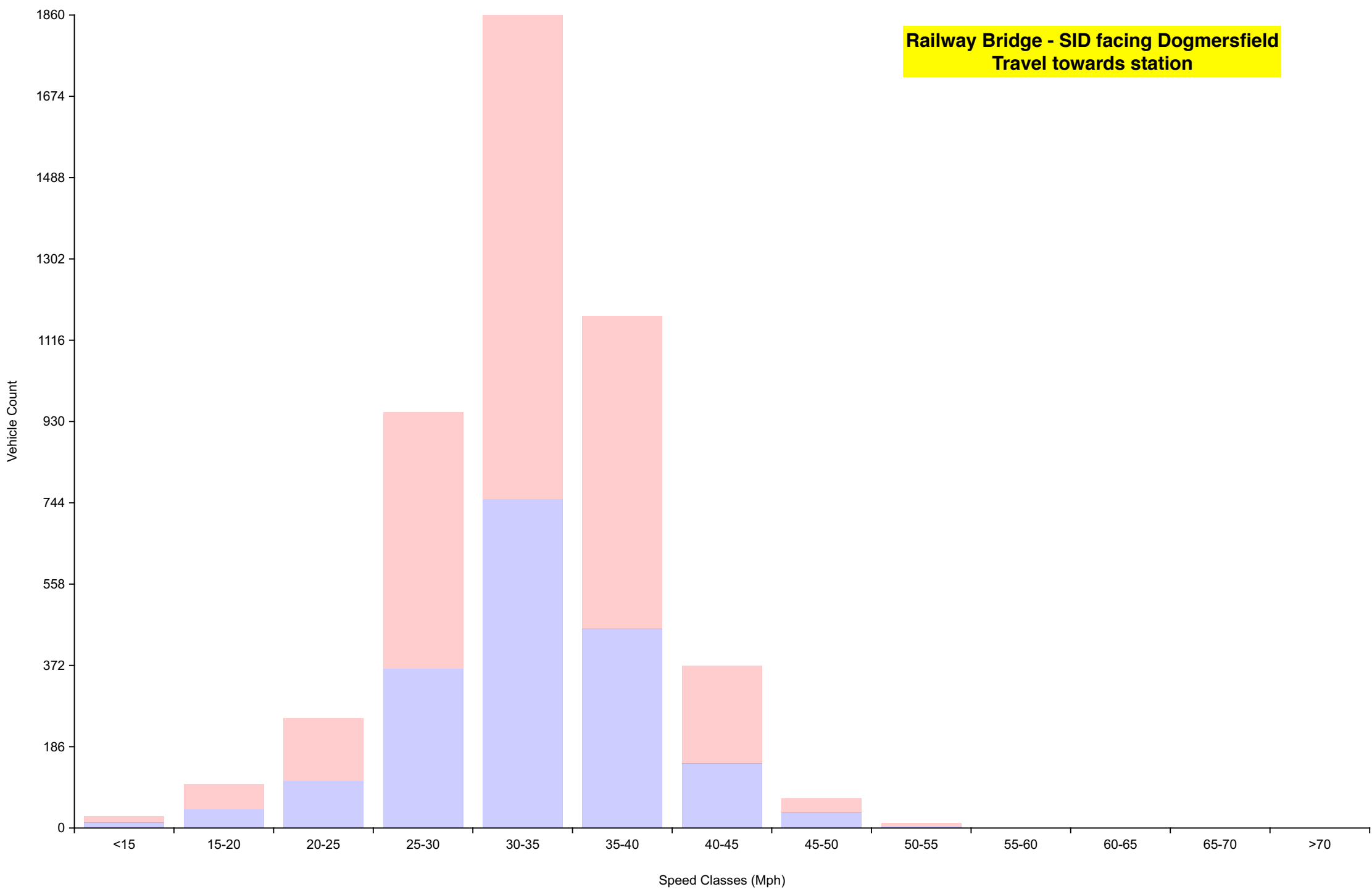
**Railway Bridge - SID facing Dogmersfield
Travel towards station**



Vehicle Counts By Speed Class

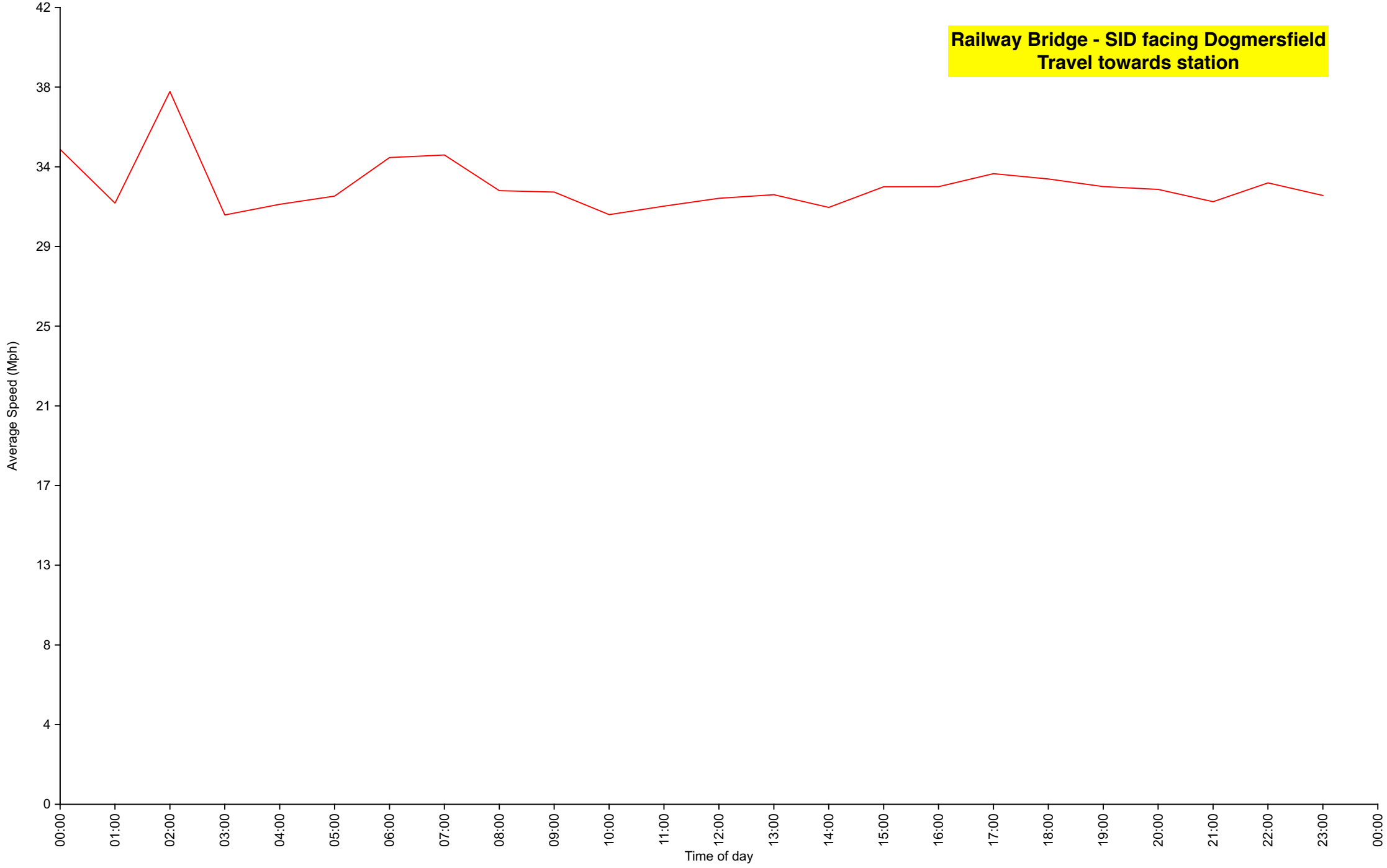
Traffic Overview from Sun Mar 26 2023 to Sun Apr 16 2023

Railway Bridge - SID facing Dogmersfield
Travel towards station



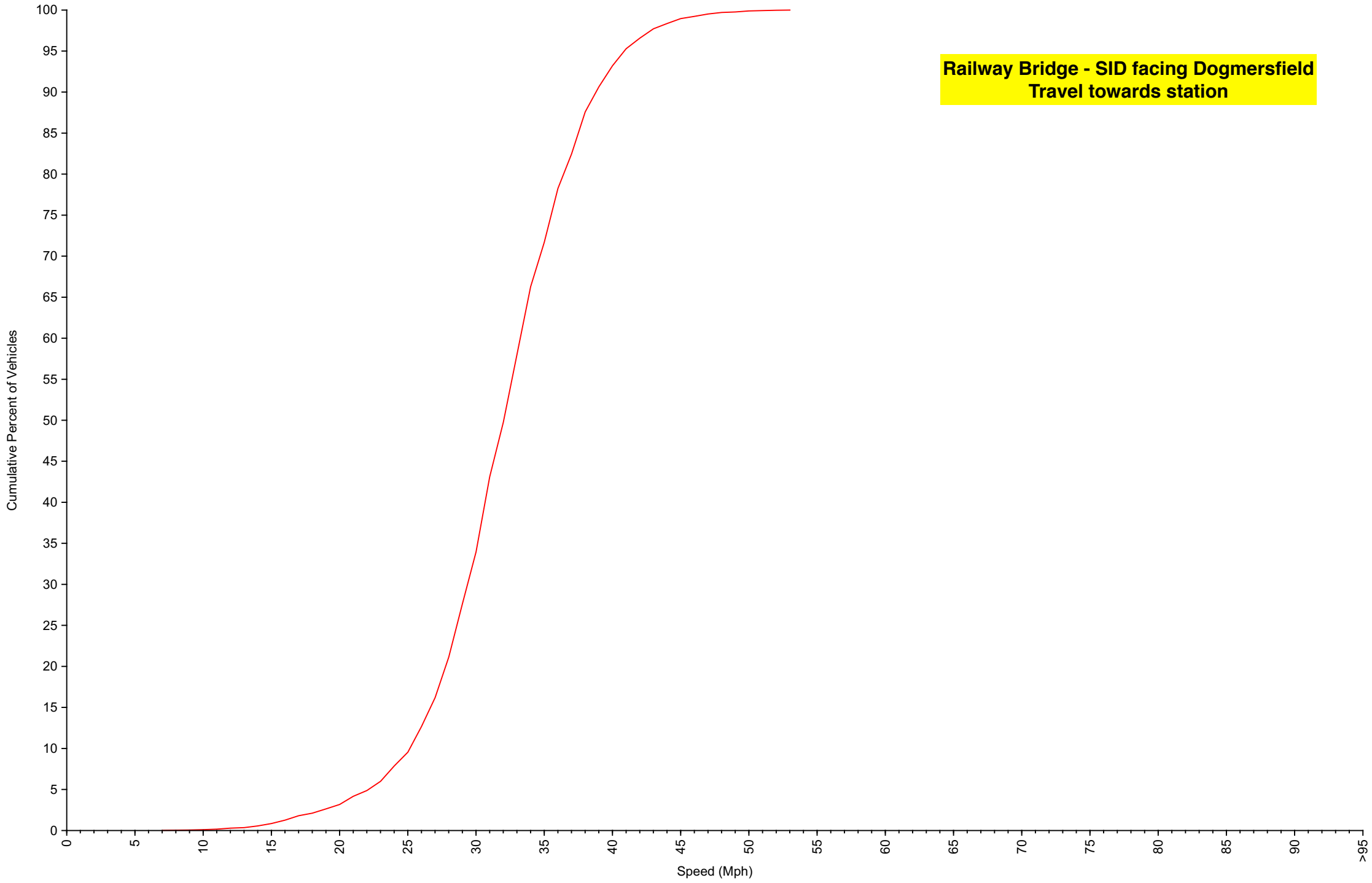
Average Speed By Hour
Traffic Overview from Sun Mar 26 2023 to Sun Apr 16 2023
(60 Minute Resolution)

**Railway Bridge - SID facing Dogmersfield
Travel towards station**



Cumulative Speed Distribution Curve

Traffic Overview from Sun Mar 26 2023 to Sun Apr 16 2023



Railway Bridge - SID facing Dogmersfield
Travel towards station