

Traffic Report

Traffic Overview from Sun Jun 11 2023 to Fri Jul 28 2023

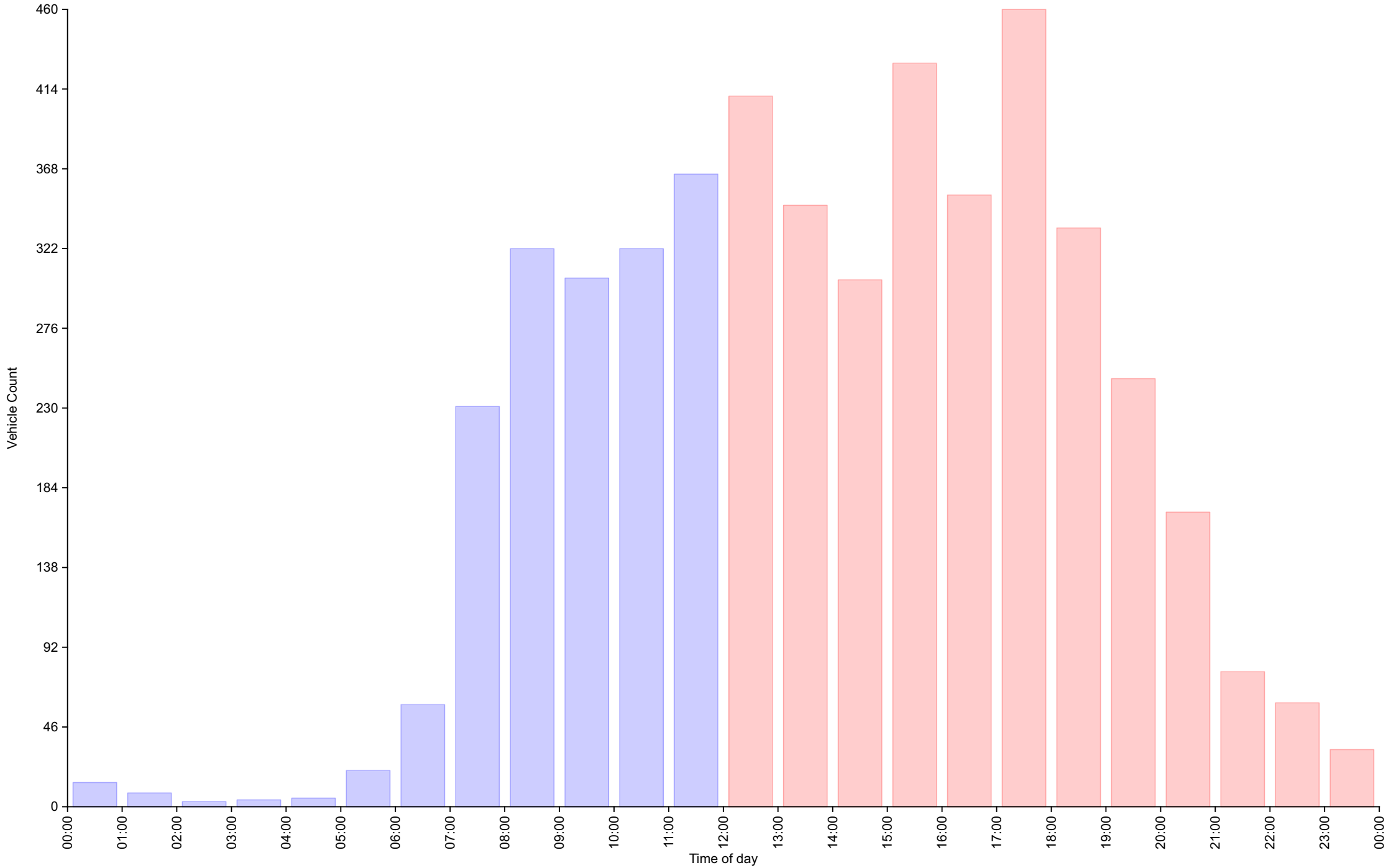
Vehicle Speed Classes (Mph)

	<15	15 20	20 25	25 30	30 35	35 40	40 45	45 50	50 55	55 60	60 65	65 70	>70	Total	85th Percentile
00:00	0	0	0	9	3	2	0	0	0	0	0	0	0	14	32.8
01:00	0	0	1	3	3	1	0	0	0	0	0	0	0	8	32.8
02:00	0	0	0	2	1	0	0	0	0	0	0	0	0	3	30.1
03:00	0	0	1	0	1	2	0	0	0	0	0	0	0	4	35.4
04:00	0	0	0	2	3	0	0	0	0	0	0	0	0	5	32.3
05:00	0	0	0	9	10	2	0	0	0	0	0	0	0	21	32.9
06:00	0	0	1	12	24	12	9	1	0	0	0	0	0	59	39.2
07:00	1	4	23	51	83	53	13	3	0	0	0	0	0	231	36.5
08:00	2	1	14	68	119	85	24	7	1	0	1	0	0	322	37.5
09:00	0	1	8	74	128	75	15	3	1	0	0	0	0	305	37.1
10:00	0	6	25	71	134	72	14	0	0	0	0	0	0	322	35.7
11:00	0	5	17	82	145	84	28	4	0	0	0	0	0	365	37.0
12:00	0	4	14	78	188	95	29	2	0	0	0	0	0	410	36.5
13:00	0	2	17	58	167	80	20	2	0	0	1	0	0	347	36.7
14:00	1	1	14	76	135	54	21	2	0	0	0	0	0	304	36.0
15:00	1	6	20	95	193	92	21	1	0	0	0	0	0	429	36.4
16:00	0	5	17	78	150	80	18	4	1	0	0	0	0	353	36.2
17:00	0	4	15	78	213	102	42	4	1	0	1	0	0	460	37.3
18:00	0	7	18	90	125	60	29	4	1	0	0	0	0	334	37.2
19:00	0	5	11	52	105	61	13	0	0	0	0	0	0	247	36.8
20:00	0	1	7	47	65	39	9	2	0	0	0	0	0	170	35.9
21:00	0	0	8	18	33	15	3	1	0	0	0	0	0	78	35.5
22:00	0	0	4	23	22	7	2	1	0	1	0	0	0	60	34.7
23:00	0	1	2	16	9	2	3	0	0	0	0	0	0	33	33.1
AM Total	3	17	90	383	654	388	103	18	2	0	1	0	0		
PM Total	2	36	147	709	1405	687	210	23	3	1	2	0	0		
Total	5	53	237	1092	2059	1075	313	41	5	1	3	0	0		
Percent	0.10%	1.09%	4.85%	22.36%	42.16%	22.01%	6.41%	0.84%	0.10%	0.02%	0.06%	0.00%	0.00%		

Total Vehicles : 4884
 30th Percentile : 29.2 MPH
 50th Percentile : 31.4 MPH
 85th Percentile : 36.6 MPH
 95th Percentile : 40.1 MPH
 Average Speed : 32.1 MPH
 Highest Speed : 63.5 MPH

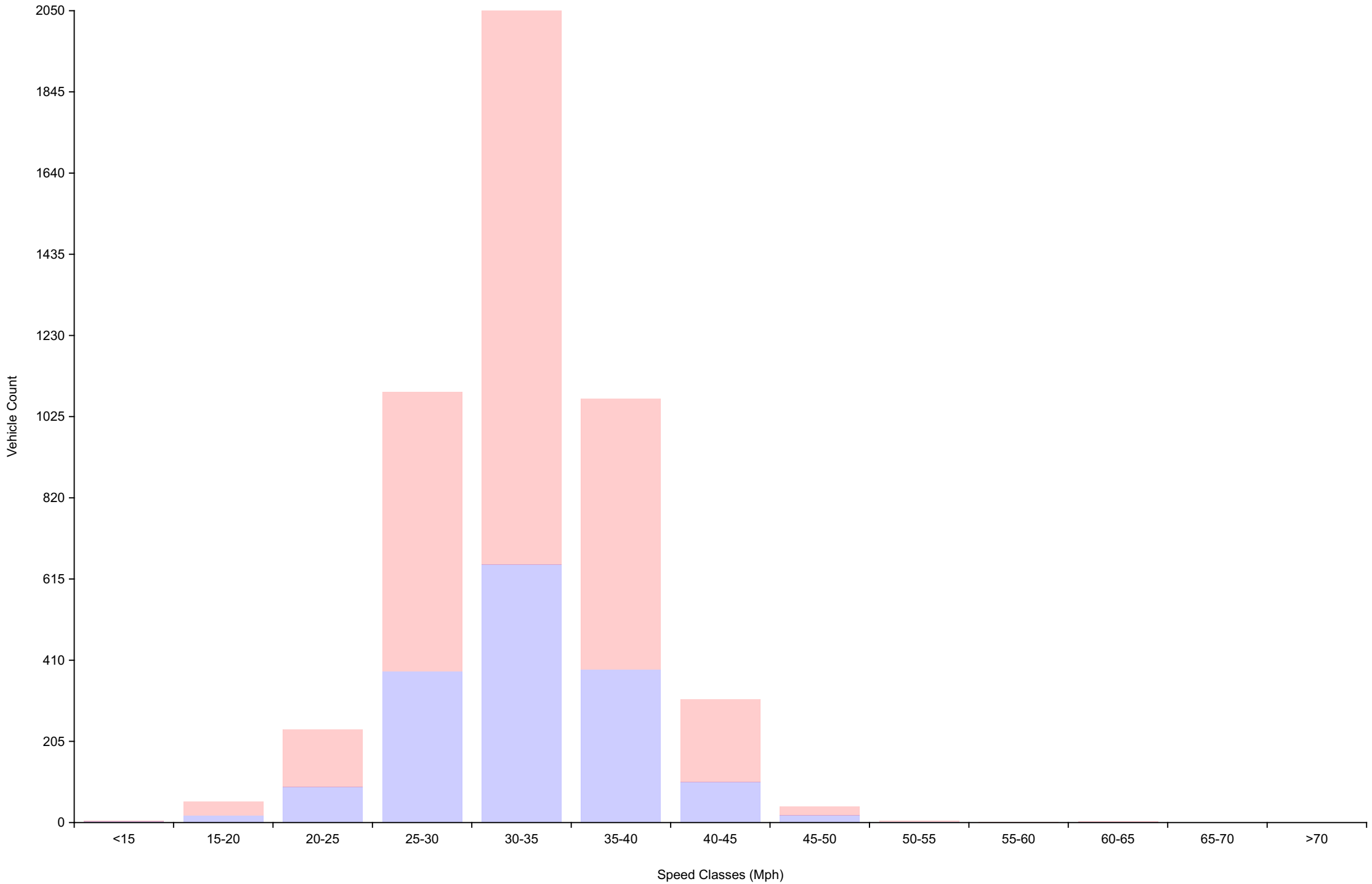
Vehicle Counts By Hour

Traffic Overview from Sun Jun 11 2023 to Fri Jul 28 2023
(60 Minute Resolution)



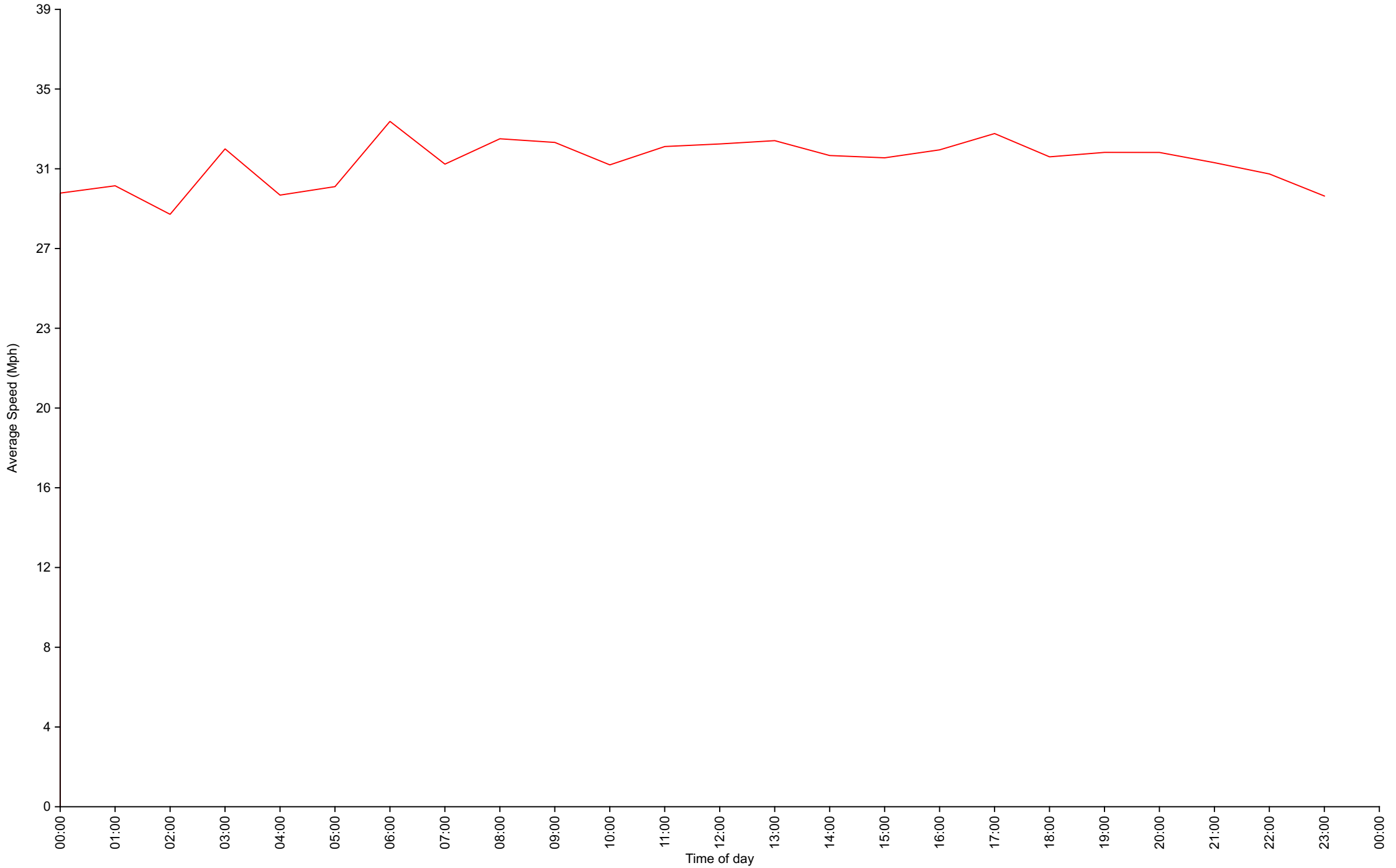
Vehicle Counts By Speed Class

Traffic Overview from Sun Jun 11 2023 to Fri Jul 28 2023



Average Speed By Hour

Traffic Overview from Sun Jun 11 2023 to Fri Jul 28 2023
(60 Minute Resolution)



Cumulative Speed Distribution Curve

Traffic Overview from Sun Jun 11 2023 to Fri Jul 28 2023

