

For Project: The Barley Mow - Winchfield  
 Project Notes:  
 Location/Name: Incoming  
 Report Generated: 26/01/2026 15:21:15  
 Speed Intervals: 5 MPH  
 Time Intervals: Instant  
 Traffic Report From: 01/12/2025 00:00:00 through 31/12/2025 23:59:59  
 85th Percentile Speed: 31.9 MPH  
 85th Percentile Vehicles: 13480  
 Max Speed: 55 MPH on 01/12/2025 00:30:00  
 Total Vehicles: 15859  
 AADT: 511

## Volumes - weekly counts

Time	5 Day	7 Day
Average Daily	537	508
AM Peak 08:00	46	39
PM Peak 15:00	45	43

## Speed

Speed Limit: 30  
 85th Percentile Speed: 31.9  
 50th Percentile Speed: 27  
 10 MPH Pace Interval: 20.0 MPH to 30.0 MPH  
 Average Speed: 26.64

	Monday	Tuesday	Wednesday	Thursday	Friday	Saturday	Sunday
Count over limit	595	682	621	477	481	409	336
% over limit	23.3	24.1	23.1	24.4	20.5	20.7	22.1
Avg Speeder	33.3	33.2	33.0	33.1	33.0	33.0	33.1
Avg Speed	16.8	16.6	16.9	17.2	15.5	17.4	18.5

Day/Time Ending	85th pctl (MPH)	85th pctl cnts	Total Cnts	Max Speed	Avg Speeder	% Speeders	Avg Speed
01/12/2025 01:00:00	55.0	2	2	55	42.5	100.0%	42.0
01/12/2025 02:00:00	0.0	0	0	0	0.0	0.0%	0.0
01/12/2025 03:00:00	0.0	0	0	0	0.0	0.0%	0.0
01/12/2025 04:00:00	0.0	0	0	0	0.0	0.0%	0.0
01/12/2025 05:00:00	0.0	0	0	0	0.0	0.0%	0.0
01/12/2025 06:00:00	30.0	1	1	30	0.0	0.0%	27.0
01/12/2025 07:00:00	35.0	8	9	40	33.8	44.4%	29.3
01/12/2025 08:00:00	32.5	43	51	40	33.2	27.5%	27.2
01/12/2025 09:00:00	32.5	56	66	40	33.4	25.8%	28.3
01/12/2025 10:00:00	31.4	35	41	40	33.1	19.5%	26.9
01/12/2025 11:00:00	30.0	36	42	40	33.3	14.3%	25.9
01/12/2025 12:00:00	32.1	24	28	35	32.5	25.0%	26.8
01/12/2025 13:00:00	32.5	28	33	40	33.8	24.2%	26.4
01/12/2025 14:00:00	29.6	30	35	40	33.8	11.4%	24.2
01/12/2025 15:00:00	33.1	25	29	40	33.1	31.0%	26.0
01/12/2025 16:00:00	33.1	35	41	40	33.9	26.8%	27.5
01/12/2025 17:00:00	31.2	34	40	35	32.5	20.0%	26.1
01/12/2025 18:00:00	32.5	37	43	45	33.4	25.6%	26.2
01/12/2025 19:00:00	33.3	25	29	40	33.0	34.5%	28.2
01/12/2025 20:00:00	35.0	16	19	40	34.2	47.4%	28.7
01/12/2025 21:00:00	32.5	8	9	35	32.5	22.2%	27.1
01/12/2025 22:00:00	32.5	7	8	35	32.5	25.0%	25.3
01/12/2025 23:00:00	28.8	3	4	30	0.0	0.0%	27.3
02/12/2025 00:00:00	35.0	1	1	35	32.5	100.0%	32.0
02/12/2025 01:00:00	0.0	0	0	0	0.0	0.0%	0.0
02/12/2025 02:00:00	0.0	0	0	0	0.0	0.0%	0.0
02/12/2025 03:00:00	45.0	1	1	45	42.5	100.0%	42.0
02/12/2025 04:00:00	0.0	0	0	0	0.0	0.0%	0.0
02/12/2025 05:00:00	30.0	1	1	30	0.0	0.0%	27.0
02/12/2025 06:00:00	0.0	0	0	0	0.0	0.0%	0.0
02/12/2025 07:00:00	28.3	3	4	30	0.0	0.0%	24.5
02/12/2025 08:00:00	33.2	39	46	40	33.6	30.4%	27.8
02/12/2025 09:00:00	33.1	48	57	40	33.0	35.1%	28.7
02/12/2025 10:00:00	31.2	30	35	40	34.2	17.1%	27.0
02/12/2025 11:00:00	28.9	22	26	35	32.5	3.8%	24.2
02/12/2025 12:00:00	30.0	31	36	35	32.5	13.9%	26.1
02/12/2025 13:00:00	30.0	24	28	35	32.5	14.3%	25.0
02/12/2025 14:00:00	33.6	22	26	40	33.6	34.6%	27.2
02/12/2025 15:00:00	32.5	31	37	40	33.0	29.7%	26.8
02/12/2025 16:00:00	32.5	33	39	40	33.5	25.6%	27.0
02/12/2025 17:00:00	30.0	38	45	40	33.2	15.6%	25.2
02/12/2025 18:00:00	31.5	63	74	40	33.2	20.3%	25.7
02/12/2025 19:00:00	29.4	27	32	40	34.2	9.4%	24.9
02/12/2025 20:00:00	32.1	21	25	35	32.5	28.0%	27.1
02/12/2025 21:00:00	33.8	12	14	40	33.5	35.7%	28.7
02/12/2025 22:00:00	30.0	5	6	35	32.5	16.7%	27.0
02/12/2025 23:00:00	30.0	3	4	35	32.5	25.0%	28.3

Incoming Summary  
The Barley Mow - Winchfield

from Mon-Dec-01-2025-12-00-AM to Wed-Dec-31-2025-11-59-PM

03/12/2025 00:00:00	30.0	1	1	30	0.0	0.0%	27.0
03/12/2025 01:00:00	35.0	2	2	35	32.5	50.0%	29.5
03/12/2025 02:00:00	25.0	1	1	25	0.0	0.0%	22.0
03/12/2025 03:00:00	0.0	0	0	0	0.0	0.0%	0.0
03/12/2025 04:00:00	0.0	0	0	0	0.0	0.0%	0.0
03/12/2025 05:00:00	35.0	1	1	35	32.5	100.0%	32.0
03/12/2025 06:00:00	15.0	2	2	15	0.0	0.0%	9.5
03/12/2025 07:00:00	32.5	3	4	35	32.5	50.0%	29.5
03/12/2025 08:00:00	32.8	40	47	35	32.5	34.0%	27.9
03/12/2025 09:00:00	32.3	48	57	40	32.8	28.1%	27.3
03/12/2025 10:00:00	29.4	24	28	35	32.5	7.1%	25.0
03/12/2025 11:00:00	32.0	27	32	45	34.6	21.9%	26.1
03/12/2025 12:00:00	31.0	24	28	35	32.5	17.9%	26.0
03/12/2025 13:00:00	32.0	17	20	35	32.5	25.0%	25.9
03/12/2025 14:00:00	31.7	31	37	35	32.5	24.3%	26.0
03/12/2025 15:00:00	30.0	21	25	40	33.8	16.0%	26.6
03/12/2025 16:00:00	30.0	40	47	40	33.9	14.9%	24.4
03/12/2025 17:00:00	31.4	55	65	40	33.3	20.0%	26.5
03/12/2025 18:00:00	30.7	45	53	45	34.2	17.0%	27.5
03/12/2025 19:00:00	31.7	31	37	35	32.5	24.3%	25.9
03/12/2025 20:00:00	29.7	21	25	35	32.5	12.0%	26.2
03/12/2025 21:00:00	29.0	8	9	30	0.0	0.0%	22.0
03/12/2025 22:00:00	32.5	10	12	35	32.5	33.3%	25.0
03/12/2025 23:00:00	32.5	6	7	35	32.5	28.6%	28.7
04/12/2025 00:00:00	35.0	1	1	35	32.5	100.0%	32.0
04/12/2025 01:00:00	30.0	2	2	30	0.0	0.0%	27.0
04/12/2025 02:00:00	35.0	1	1	35	32.5	100.0%	32.0
04/12/2025 03:00:00	40.0	2	2	40	37.5	50.0%	24.5
04/12/2025 04:00:00	30.0	1	1	30	0.0	0.0%	27.0
04/12/2025 05:00:00	0.0	0	0	0	0.0	0.0%	0.0
04/12/2025 06:00:00	0.0	0	0	0	0.0	0.0%	0.0
04/12/2025 07:00:00	32.5	6	7	35	32.5	28.6%	27.1
04/12/2025 08:00:00	33.1	31	37	40	32.9	37.8%	28.1
04/12/2025 09:00:00	31.5	53	62	35	32.5	21.0%	26.6
04/12/2025 10:00:00	31.2	37	44	40	33.1	20.5%	26.6
04/12/2025 11:00:00	31.0	26	31	40	33.3	19.4%	26.6
04/12/2025 12:00:00	29.5	30	35	35	32.5	8.6%	25.6
04/12/2025 13:00:00	29.8	31	36	35	32.5	11.1%	25.6
04/12/2025 14:00:00	30.0	36	42	40	33.3	14.3%	25.4
04/12/2025 15:00:00	33.1	30	35	45	34.0	28.6%	28.7
04/12/2025 16:00:00	33.1	42	50	45	33.3	36.0%	28.3
04/12/2025 17:00:00	32.3	39	46	35	32.5	28.3%	26.8
04/12/2025 18:00:00	31.2	61	72	40	33.2	19.4%	25.7
04/12/2025 19:00:00	33.7	31	37	40	33.1	45.9%	28.6
04/12/2025 20:00:00	34.1	27	32	40	33.6	43.8%	29.2
04/12/2025 21:00:00	32.5	21	25	40	33.2	28.0%	27.8
04/12/2025 22:00:00	30.0	23	27	40	33.8	14.8%	25.7
04/12/2025 23:00:00	29.0	9	11	35	32.5	9.1%	24.8

Incoming Summary  
The Barley Mow - Winchfield

from Mon-Dec-01-2025-12-00-AM to Wed-Dec-31-2025-11-59-PM

05/12/2025 00:00:00	28.8	3	4	30	0.0	0.0%	27.0
05/12/2025 01:00:00	30.0	3	3	30	0.0	0.0%	27.0
05/12/2025 02:00:00	0.0	0	0	0	0.0	0.0%	0.0
05/12/2025 03:00:00	0.0	0	0	0	0.0	0.0%	0.0
05/12/2025 04:00:00	0.0	0	0	0	0.0	0.0%	0.0
05/12/2025 05:00:00	0.0	0	0	0	0.0	0.0%	0.0
05/12/2025 06:00:00	35.0	1	1	35	32.5	100.0%	32.0
05/12/2025 07:00:00	28.8	4	5	30	0.0	0.0%	26.2
05/12/2025 08:00:00	29.0	31	37	35	32.5	5.4%	25.0
05/12/2025 09:00:00	29.1	49	58	35	32.5	5.2%	24.8
05/12/2025 10:00:00	29.6	48	57	35	32.5	12.3%	25.5
05/12/2025 11:00:00	28.7	31	37	35	32.5	5.4%	24.6
05/12/2025 12:00:00	30.0	28	33	35	32.5	15.2%	25.3
05/12/2025 13:00:00	31.4	41	48	45	34.2	18.8%	25.1
05/12/2025 14:00:00	31.1	42	49	35	32.5	18.4%	24.8
05/12/2025 15:00:00	31.2	40	47	40	33.1	19.1%	25.5
05/12/2025 16:00:00	33.2	43	51	40	33.4	33.3%	28.2
05/12/2025 17:00:00	32.1	48	56	35	32.5	25.0%	27.0
05/12/2025 18:00:00	32.0	36	42	35	32.5	23.8%	26.1
05/12/2025 19:00:00	29.1	26	30	35	32.5	3.3%	24.1
05/12/2025 20:00:00	30.0	20	23	35	32.5	13.0%	25.0
05/12/2025 21:00:00	30.0	8	9	35	32.5	11.1%	24.3
05/12/2025 22:00:00	30.0	8	10	35	32.5	20.0%	26.7
05/12/2025 23:00:00	30.0	6	7	40	37.5	14.3%	27.1
06/12/2025 00:00:00	32.5	7	8	35	32.5	25.0%	27.0
06/12/2025 01:00:00	30.0	3	4	35	32.5	25.0%	28.3
06/12/2025 02:00:00	30.0	3	3	30	0.0	0.0%	27.0
06/12/2025 03:00:00	30.0	1	1	30	0.0	0.0%	27.0
06/12/2025 04:00:00	30.0	1	1	30	0.0	0.0%	27.0
06/12/2025 05:00:00	0.0	0	0	0	0.0	0.0%	0.0
06/12/2025 06:00:00	35.0	1	1	35	32.5	100.0%	32.0
06/12/2025 07:00:00	27.5	5	6	30	0.0	0.0%	20.3
06/12/2025 08:00:00	33.3	14	16	40	33.8	25.0%	27.1
06/12/2025 09:00:00	31.4	30	35	35	32.5	20.0%	26.6
06/12/2025 10:00:00	32.5	47	55	40	32.8	27.3%	26.7
06/12/2025 11:00:00	30.7	37	44	40	33.1	18.2%	26.0
06/12/2025 12:00:00	30.7	39	46	40	33.1	17.4%	26.4
06/12/2025 13:00:00	30.6	43	51	40	33.1	17.6%	25.7
06/12/2025 14:00:00	29.6	37	44	40	33.5	11.4%	25.1
06/12/2025 15:00:00	30.7	35	41	35	32.5	17.1%	26.0
06/12/2025 16:00:00	30.0	43	51	35	32.5	15.7%	25.6
06/12/2025 17:00:00	29.7	22	26	35	32.5	11.5%	26.2
06/12/2025 18:00:00	29.6	16	19	35	32.5	10.5%	26.5
06/12/2025 19:00:00	33.0	18	21	40	33.3	28.6%	26.7
06/12/2025 20:00:00	29.7	33	39	35	32.5	12.8%	24.7
06/12/2025 21:00:00	33.3	14	16	40	33.8	25.0%	26.5
06/12/2025 22:00:00	32.5	7	8	35	32.5	25.0%	23.9
06/12/2025 23:00:00	35.0	9	11	40	35.0	36.4%	27.0

Incoming Summary  
The Barley Mow - Winchfield

from Mon-Dec-01-2025-12-00-AM to Wed-Dec-31-2025-11-59-PM

07/12/2025 00:00:00	30.0	4	5	40	37.5	20.0%	27.0
07/12/2025 01:00:00	35.0	3	3	35	32.5	33.3%	28.7
07/12/2025 02:00:00	40.0	2	2	40	37.5	50.0%	29.5
07/12/2025 03:00:00	15.0	2	2	15	0.0	0.0%	12.5
07/12/2025 04:00:00	35.0	2	2	35	32.5	50.0%	24.5
07/12/2025 05:00:00	0.0	0	0	0	0.0	0.0%	0.0
07/12/2025 06:00:00	25.0	1	1	25	0.0	0.0%	22.0
07/12/2025 07:00:00	25.0	1	1	25	0.0	0.0%	22.0
07/12/2025 08:00:00	30.0	8	9	35	32.5	11.1%	25.4
07/12/2025 09:00:00	30.0	12	14	35	32.5	14.3%	26.6
07/12/2025 10:00:00	33.3	20	23	35	32.5	39.1%	27.2
07/12/2025 11:00:00	33.6	26	30	45	34.2	30.0%	26.2
07/12/2025 12:00:00	32.5	14	16	40	34.2	18.8%	25.6
07/12/2025 13:00:00	31.4	31	37	40	33.1	21.6%	26.7
07/12/2025 14:00:00	32.5	27	32	40	33.1	28.1%	27.3
07/12/2025 15:00:00	30.0	20	24	35	32.5	16.7%	26.2
07/12/2025 16:00:00	32.5	24	28	40	34.2	21.4%	25.9
07/12/2025 17:00:00	33.0	15	18	45	34.2	33.3%	27.2
07/12/2025 18:00:00	30.0	17	20	35	32.5	15.0%	25.4
07/12/2025 19:00:00	30.0	14	16	35	32.5	12.5%	24.6
07/12/2025 20:00:00	29.0	9	11	40	37.5	9.1%	24.4
07/12/2025 21:00:00	35.0	6	7	40	34.2	42.9%	29.1
07/12/2025 22:00:00	30.0	3	3	30	0.0	0.0%	15.3
07/12/2025 23:00:00	30.0	3	3	30	0.0	0.0%	20.3
08/12/2025 00:00:00	25.0	1	1	25	0.0	0.0%	22.0
08/12/2025 01:00:00	40.0	1	1	40	37.5	100.0%	37.0
08/12/2025 02:00:00	0.0	0	0	0	0.0	0.0%	0.0
08/12/2025 03:00:00	0.0	0	0	0	0.0	0.0%	0.0
08/12/2025 04:00:00	0.0	0	0	0	0.0	0.0%	0.0
08/12/2025 05:00:00	0.0	0	0	0	0.0	0.0%	0.0
08/12/2025 06:00:00	20.0	1	1	20	0.0	0.0%	17.0
08/12/2025 07:00:00	28.8	4	5	30	0.0	0.0%	26.2
08/12/2025 08:00:00	32.0	46	54	40	33.3	22.2%	27.2
08/12/2025 09:00:00	30.6	51	60	40	33.0	16.7%	27.0
08/12/2025 10:00:00	32.9	43	51	40	33.1	31.4%	27.7
08/12/2025 11:00:00	32.1	31	36	40	33.1	22.2%	26.0
08/12/2025 12:00:00	32.1	30	35	40	33.1	22.9%	27.2
08/12/2025 13:00:00	33.6	31	36	40	33.3	36.1%	27.6
08/12/2025 14:00:00	32.0	34	40	40	34.4	20.0%	26.7
08/12/2025 15:00:00	31.7	34	40	35	32.5	22.5%	26.2
08/12/2025 16:00:00	29.8	37	43	35	32.5	11.6%	25.1
08/12/2025 17:00:00	30.7	45	53	40	33.6	17.0%	25.4
08/12/2025 18:00:00	29.6	44	52	40	33.5	9.6%	26.2
08/12/2025 19:00:00	33.3	30	35	40	34.2	25.7%	26.7
08/12/2025 20:00:00	33.9	19	22	40	33.0	45.5%	27.9
08/12/2025 21:00:00	32.5	10	12	40	34.2	25.0%	28.3
08/12/2025 22:00:00	32.5	14	17	40	33.5	29.4%	28.4
08/12/2025 23:00:00	35.0	5	6	40	35.0	33.3%	26.2

Incoming Summary  
The Barley Mow - Winchfield

from Mon-Dec-01-2025-12-00-AM to Wed-Dec-31-2025-11-59-PM

09/12/2025 00:00:00	35.0	1	1	35	32.5	100.0%	32.0
09/12/2025 01:00:00	0.0	0	0	0	0.0	0.0%	0.0
09/12/2025 02:00:00	0.0	0	0	0	0.0	0.0%	0.0
09/12/2025 03:00:00	0.0	0	0	0	0.0	0.0%	0.0
09/12/2025 04:00:00	10.0	1	1	10	0.0	0.0%	7.0
09/12/2025 05:00:00	30.0	1	1	30	0.0	0.0%	27.0
09/12/2025 06:00:00	30.0	2	2	30	0.0	0.0%	24.5
09/12/2025 07:00:00	33.3	6	7	35	32.5	42.9%	27.7
09/12/2025 08:00:00	29.8	42	49	40	33.3	12.2%	26.8
09/12/2025 09:00:00	33.0	58	68	40	33.6	27.9%	27.5
09/12/2025 10:00:00	32.5	37	44	40	32.9	29.5%	27.8
09/12/2025 11:00:00	29.7	28	33	35	32.5	12.1%	25.6
09/12/2025 12:00:00	30.0	28	33	35	32.5	15.2%	26.5
09/12/2025 13:00:00	31.2	38	45	40	33.1	20.0%	26.4
09/12/2025 14:00:00	31.7	45	53	35	32.5	22.6%	26.5
09/12/2025 15:00:00	32.1	33	39	40	33.6	23.1%	26.7
09/12/2025 16:00:00	32.2	32	38	40	33.0	26.3%	27.9
09/12/2025 17:00:00	32.9	40	47	40	32.8	31.9%	27.8
09/12/2025 18:00:00	32.5	27	32	40	33.1	28.1%	28.0
09/12/2025 19:00:00	32.5	26	31	35	32.5	32.3%	28.1
09/12/2025 20:00:00	32.5	13	15	35	32.5	26.7%	27.9
09/12/2025 21:00:00	35.0	9	11	40	35.8	27.3%	29.0
09/12/2025 22:00:00	30.0	4	5	40	37.5	20.0%	28.0
09/12/2025 23:00:00	32.5	4	5	35	32.5	40.0%	28.2
10/12/2025 00:00:00	40.0	3	3	40	37.5	33.3%	23.7
10/12/2025 01:00:00	30.0	1	1	30	0.0	0.0%	27.0
10/12/2025 02:00:00	0.0	0	0	0	0.0	0.0%	0.0
10/12/2025 03:00:00	0.0	0	0	0	0.0	0.0%	0.0
10/12/2025 04:00:00	35.0	2	2	35	32.5	50.0%	29.5
10/12/2025 05:00:00	0.0	0	0	0	0.0	0.0%	0.0
10/12/2025 06:00:00	40.0	3	3	40	34.2	100.0%	33.7
10/12/2025 07:00:00	35.0	14	16	40	33.5	62.5%	30.3
10/12/2025 08:00:00	33.1	35	41	40	33.9	26.8%	27.6
10/12/2025 09:00:00	33.3	48	56	40	32.7	39.3%	27.9
10/12/2025 10:00:00	31.9	40	47	40	33.5	21.3%	23.4
10/12/2025 11:00:00	32.3	42	49	40	32.9	24.5%	26.6
10/12/2025 12:00:00	31.7	28	33	40	33.2	21.2%	27.2
10/12/2025 13:00:00	29.6	29	34	35	32.5	11.8%	24.8
10/12/2025 14:00:00	29.3	42	50	35	32.5	12.0%	23.5
10/12/2025 15:00:00	30.7	36	42	35	32.5	16.7%	25.9
10/12/2025 16:00:00	31.2	38	45	40	33.1	20.0%	27.6
10/12/2025 17:00:00	31.1	42	50	40	33.0	20.0%	27.1
10/12/2025 18:00:00	32.7	35	41	40	32.9	29.3%	26.1
10/12/2025 19:00:00	29.7	26	31	35	32.5	12.9%	26.2
10/12/2025 20:00:00	31.7	14	16	35	32.5	18.8%	26.0
10/12/2025 21:00:00	30.0	8	10	35	32.5	20.0%	26.5
10/12/2025 22:00:00	32.5	7	8	35	32.5	25.0%	24.5
10/12/2025 23:00:00	30.0	6	7	35	32.5	14.3%	22.0

Incoming Summary  
The Barley Mow - Winchfield

from Mon-Dec-01-2025-12-00-AM to Wed-Dec-31-2025-11-59-PM

11/12/2025 00:00:00	35.0	2	2	35	32.5	50.0%	29.5
11/12/2025 01:00:00	0.0	0	0	0	0.0	0.0%	0.0
11/12/2025 02:00:00	30.0	1	1	30	0.0	0.0%	27.0
11/12/2025 03:00:00	0.0	0	0	0	0.0	0.0%	0.0
11/12/2025 04:00:00	30.0	1	1	30	0.0	0.0%	27.0
11/12/2025 05:00:00	0.0	0	0	0	0.0	0.0%	0.0
11/12/2025 06:00:00	35.0	3	4	45	35.0	100.0%	34.5
11/12/2025 07:00:00	34.4	15	18	40	33.4	61.1%	30.5
11/12/2025 08:00:00	33.1	39	46	40	32.8	37.0%	27.6
11/12/2025 09:00:00	33.6	43	51	45	33.9	35.3%	28.1
11/12/2025 10:00:00	32.5	34	40	35	32.5	30.0%	26.9
11/12/2025 11:00:00	30.7	33	39	35	32.5	17.9%	26.0
11/12/2025 12:00:00	30.8	30	35	35	32.5	17.1%	25.4
11/12/2025 13:00:00	29.7	28	33	40	33.8	12.1%	25.8
11/12/2025 14:00:00	33.0	30	35	40	33.0	31.4%	27.3
11/12/2025 15:00:00	29.8	36	42	35	32.5	11.9%	25.3
11/12/2025 16:00:00	33.1	38	45	40	33.2	33.3%	27.1
11/12/2025 17:00:00	32.5	44	52	40	33.2	26.9%	27.0
11/12/2025 18:00:00	30.6	37	44	35	32.5	18.2%	26.3
11/12/2025 19:00:00	32.0	32	38	35	32.5	26.3%	27.4
11/12/2025 20:00:00	36.7	8	10	40	35.5	50.0%	31.2
11/12/2025 21:00:00	29.0	7	8	30	0.0	0.0%	25.4
11/12/2025 22:00:00	32.5	14	16	35	32.5	25.0%	27.0
11/12/2025 23:00:00	32.5	6	7	35	32.5	28.6%	25.6
12/12/2025 00:00:00	45.0	2	2	45	42.5	50.0%	34.5
12/12/2025 01:00:00	25.0	3	4	30	0.0	0.0%	23.5
12/12/2025 02:00:00	0.0	0	0	0	0.0	0.0%	0.0
12/12/2025 03:00:00	0.0	0	0	0	0.0	0.0%	0.0
12/12/2025 04:00:00	0.0	0	0	0	0.0	0.0%	0.0
12/12/2025 05:00:00	25.0	1	1	25	0.0	0.0%	22.0
12/12/2025 06:00:00	32.5	3	4	35	32.5	50.0%	29.8
12/12/2025 07:00:00	33.8	12	14	45	34.5	35.7%	29.4
12/12/2025 08:00:00	32.5	30	35	40	33.8	22.9%	26.8
12/12/2025 09:00:00	32.4	58	68	40	32.8	26.5%	27.2
12/12/2025 10:00:00	30.8	59	69	35	32.5	17.4%	26.0
12/12/2025 11:00:00	29.8	42	50	40	33.2	14.0%	25.4
12/12/2025 12:00:00	31.7	34	40	40	33.8	20.0%	26.8
12/12/2025 13:00:00	31.4	43	51	35	32.5	21.6%	26.2
12/12/2025 14:00:00	33.9	40	47	40	34.3	29.8%	28.3
12/12/2025 15:00:00	30.0	45	53	35	32.5	15.1%	26.0
12/12/2025 16:00:00	31.2	58	68	35	32.5	19.1%	26.7
12/12/2025 17:00:00	30.6	52	61	40	33.0	16.4%	25.9
12/12/2025 18:00:00	32.3	52	61	40	33.2	24.6%	27.8
12/12/2025 19:00:00	30.8	31	36	35	32.5	16.7%	27.8
12/12/2025 20:00:00	31.7	16	19	40	33.8	21.1%	27.7
12/12/2025 21:00:00	32.5	13	15	35	32.5	26.7%	27.1
12/12/2025 22:00:00	35.0	6	7	40	35.0	28.6%	29.1
12/12/2025 23:00:00	33.8	6	7	35	32.5	57.1%	29.3

Incoming Summary  
The Barley Mow - Winchfield

from Mon-Dec-01-2025-12-00-AM to Wed-Dec-31-2025-11-59-PM

13/12/2025 00:00:00	33.3	8	9	35	32.5	33.3%	28.1
13/12/2025 01:00:00	32.5	3	4	35	32.5	50.0%	29.5
13/12/2025 02:00:00	0.0	0	0	0	0.0	0.0%	0.0
13/12/2025 03:00:00	0.0	0	0	0	0.0	0.0%	0.0
13/12/2025 04:00:00	30.0	1	1	30	0.0	0.0%	27.0
13/12/2025 05:00:00	0.0	0	0	0	0.0	0.0%	0.0
13/12/2025 06:00:00	40.0	2	2	40	37.5	50.0%	32.0
13/12/2025 07:00:00	32.5	4	5	35	32.5	40.0%	28.0
13/12/2025 08:00:00	29.5	14	17	40	35.0	11.8%	26.6
13/12/2025 09:00:00	31.7	37	43	40	33.8	18.6%	27.2
13/12/2025 10:00:00	32.5	42	49	35	32.5	28.6%	27.0
13/12/2025 11:00:00	29.4	42	50	35	32.5	10.0%	24.1
13/12/2025 12:00:00	31.7	57	67	35	32.5	22.4%	25.3
13/12/2025 13:00:00	32.5	43	51	40	33.2	27.5%	26.6
13/12/2025 14:00:00	32.5	47	55	40	33.2	25.5%	27.3
13/12/2025 15:00:00	30.0	51	60	40	33.6	15.0%	26.2
13/12/2025 16:00:00	29.0	35	41	35	32.5	4.9%	25.0
13/12/2025 17:00:00	30.7	40	47	40	33.1	17.0%	26.1
13/12/2025 18:00:00	32.8	21	25	35	32.5	36.0%	28.2
13/12/2025 19:00:00	35.0	11	13	40	35.8	23.1%	27.6
13/12/2025 20:00:00	30.0	24	28	40	33.8	14.3%	25.6
13/12/2025 21:00:00	33.8	8	9	35	32.5	44.4%	26.0
13/12/2025 22:00:00	28.8	9	11	30	0.0	0.0%	25.7
13/12/2025 23:00:00	27.5	9	11	35	32.5	9.1%	22.2
14/12/2025 00:00:00	30.0	8	10	35	32.5	20.0%	24.1
14/12/2025 01:00:00	35.0	3	3	35	32.5	66.7%	30.7
14/12/2025 02:00:00	0.0	0	0	0	0.0	0.0%	0.0
14/12/2025 03:00:00	0.0	0	0	0	0.0	0.0%	0.0
14/12/2025 04:00:00	0.0	0	0	0	0.0	0.0%	0.0
14/12/2025 05:00:00	0.0	0	0	0	0.0	0.0%	0.0
14/12/2025 06:00:00	35.0	1	1	35	32.5	100.0%	32.0
14/12/2025 07:00:00	30.0	3	3	30	0.0	0.0%	27.0
14/12/2025 08:00:00	31.7	12	14	35	32.5	21.4%	24.6
14/12/2025 09:00:00	33.8	20	23	40	33.1	39.1%	27.8
14/12/2025 10:00:00	31.7	24	28	35	32.5	21.4%	26.6
14/12/2025 11:00:00	32.2	37	44	40	33.4	25.0%	26.7
14/12/2025 12:00:00	29.7	57	67	35	32.5	11.9%	25.4
14/12/2025 13:00:00	32.0	42	49	40	33.0	22.4%	26.1
14/12/2025 14:00:00	32.3	37	44	40	32.9	27.3%	24.9
14/12/2025 15:00:00	31.2	49	58	35	32.5	20.7%	25.7
14/12/2025 16:00:00	32.5	30	35	35	32.5	28.6%	27.6
14/12/2025 17:00:00	30.5	51	60	35	32.5	16.7%	24.8
14/12/2025 18:00:00	32.5	20	23	35	32.5	26.1%	27.5
14/12/2025 19:00:00	31.7	15	18	40	33.8	22.2%	25.9
14/12/2025 20:00:00	34.3	8	9	35	32.5	77.8%	31.1
14/12/2025 21:00:00	35.0	8	10	50	36.5	50.0%	30.5
14/12/2025 22:00:00	45.0	3	3	45	42.5	33.3%	32.0
14/12/2025 23:00:00	40.0	2	2	40	37.5	50.0%	32.0

Incoming Summary  
The Barley Mow - Winchfield

from Mon-Dec-01-2025-12-00-AM to Wed-Dec-31-2025-11-59-PM

15/12/2025 00:00:00	0.0	0	0	0	0.0	0.0%	0.0
15/12/2025 01:00:00	0.0	0	0	0	0.0	0.0%	0.0
15/12/2025 02:00:00	0.0	0	0	0	0.0	0.0%	0.0
15/12/2025 03:00:00	0.0	0	0	0	0.0	0.0%	0.0
15/12/2025 04:00:00	0.0	0	0	0	0.0	0.0%	0.0
15/12/2025 05:00:00	30.0	2	2	30	0.0	0.0%	27.0
15/12/2025 06:00:00	33.3	4	5	35	32.5	60.0%	30.4
15/12/2025 07:00:00	34.4	20	24	40	33.8	50.0%	29.8
15/12/2025 08:00:00	33.3	51	60	40	33.2	35.0%	28.4
15/12/2025 09:00:00	32.9	59	69	40	33.6	26.1%	27.8
15/12/2025 10:00:00	30.6	47	55	40	33.1	16.4%	27.0
15/12/2025 11:00:00	31.7	32	38	40	33.8	21.1%	25.4
15/12/2025 12:00:00	32.0	35	41	35	32.5	24.4%	26.4
15/12/2025 13:00:00	30.7	35	41	35	32.5	17.1%	25.7
15/12/2025 14:00:00	31.2	36	42	35	32.5	19.0%	26.2
15/12/2025 15:00:00	30.0	40	47	40	33.2	14.9%	25.9
15/12/2025 16:00:00	30.0	45	53	40	33.1	15.1%	26.2
15/12/2025 17:00:00	32.3	43	51	40	33.3	25.5%	25.9
15/12/2025 18:00:00	32.8	48	56	40	32.8	30.4%	27.5
15/12/2025 19:00:00	31.7	21	25	35	32.5	24.0%	26.9
15/12/2025 20:00:00	33.3	17	20	40	33.2	35.0%	28.4
15/12/2025 21:00:00	30.0	5	6	35	32.5	16.7%	27.0
15/12/2025 22:00:00	33.3	4	5	35	32.5	60.0%	30.0
15/12/2025 23:00:00	33.3	5	6	35	32.5	50.0%	28.8
16/12/2025 00:00:00	25.0	1	1	25	0.0	0.0%	22.0
16/12/2025 01:00:00	0.0	0	0	0	0.0	0.0%	0.0
16/12/2025 02:00:00	0.0	0	0	0	0.0	0.0%	0.0
16/12/2025 03:00:00	0.0	0	0	0	0.0	0.0%	0.0
16/12/2025 04:00:00	0.0	0	0	0	0.0	0.0%	0.0
16/12/2025 05:00:00	30.0	3	3	30	0.0	0.0%	20.3
16/12/2025 06:00:00	35.0	7	8	45	34.2	75.0%	32.1
16/12/2025 07:00:00	37.5	14	16	40	34.0	81.3%	32.3
16/12/2025 08:00:00	33.7	53	62	40	32.8	46.8%	29.4
16/12/2025 09:00:00	32.6	58	68	40	33.0	27.9%	27.6
16/12/2025 10:00:00	32.3	44	52	40	33.3	25.0%	26.6
16/12/2025 11:00:00	30.5	48	57	35	32.5	17.5%	25.1
16/12/2025 12:00:00	33.0	38	45	40	33.7	28.9%	26.6
16/12/2025 13:00:00	31.2	30	35	40	34.2	17.1%	26.2
16/12/2025 14:00:00	29.8	47	55	40	33.2	12.7%	24.7
16/12/2025 15:00:00	29.2	39	46	35	32.5	8.7%	24.9
16/12/2025 16:00:00	31.8	60	70	40	32.8	21.4%	26.5
16/12/2025 17:00:00	29.8	39	46	35	32.5	13.0%	25.8
16/12/2025 18:00:00	32.9	48	57	40	33.8	28.1%	27.6
16/12/2025 19:00:00	32.1	31	36	40	33.1	22.2%	27.3
16/12/2025 20:00:00	35.0	19	22	40	34.4	36.4%	29.3
16/12/2025 21:00:00	35.0	7	8	40	34.2	37.5%	28.3
16/12/2025 22:00:00	30.0	14	17	35	32.5	17.6%	24.9
16/12/2025 23:00:00	32.5	4	5	35	32.5	40.0%	27.2

Incoming Summary  
The Barley Mow - Winchfield

from Mon-Dec-01-2025-12-00-AM to Wed-Dec-31-2025-11-59-PM

17/12/2025 00:00:00	35.0	2	2	35	32.5	100.0%	32.0
17/12/2025 01:00:00	35.0	1	1	35	32.5	100.0%	32.0
17/12/2025 02:00:00	0.0	0	0	0	0.0	0.0%	0.0
17/12/2025 03:00:00	0.0	0	0	0	0.0	0.0%	0.0
17/12/2025 04:00:00	25.0	1	1	25	0.0	0.0%	22.0
17/12/2025 05:00:00	35.0	1	1	35	32.5	100.0%	32.0
17/12/2025 06:00:00	35.0	3	3	35	32.5	100.0%	32.3
17/12/2025 07:00:00	34.5	14	17	40	33.3	70.6%	31.0
17/12/2025 08:00:00	30.6	45	53	35	32.5	17.0%	27.1
17/12/2025 09:00:00	31.7	55	65	35	32.5	23.1%	26.0
17/12/2025 10:00:00	29.4	54	64	40	33.2	10.9%	23.6
17/12/2025 11:00:00	31.0	42	50	35	32.5	20.0%	25.8
17/12/2025 12:00:00	31.4	35	41	40	33.1	19.5%	26.0
17/12/2025 13:00:00	30.5	52	61	35	32.5	16.4%	24.7
17/12/2025 14:00:00	31.4	42	50	35	32.5	22.0%	25.3
17/12/2025 15:00:00	29.7	41	48	40	33.3	12.5%	25.1
17/12/2025 16:00:00	30.0	53	62	40	33.1	14.5%	25.9
17/12/2025 17:00:00	32.1	38	45	35	32.5	26.7%	27.2
17/12/2025 18:00:00	31.2	58	68	35	32.5	19.1%	26.2
17/12/2025 19:00:00	30.0	33	39	40	33.3	15.4%	26.5
17/12/2025 20:00:00	31.2	16	19	35	32.5	21.1%	25.4
17/12/2025 21:00:00	32.5	6	7	35	32.5	28.6%	26.4
17/12/2025 22:00:00	28.3	6	7	30	0.0	0.0%	24.4
17/12/2025 23:00:00	40.0	8	9	45	37.5	33.3%	29.3
18/12/2025 00:00:00	35.0	3	3	35	32.5	33.3%	28.7
18/12/2025 01:00:00	0.0	0	0	0	0.0	0.0%	0.0
18/12/2025 02:00:00	0.0	0	0	0	0.0	0.0%	0.0
18/12/2025 03:00:00	0.0	0	0	0	0.0	0.0%	0.0
18/12/2025 04:00:00	0.0	0	0	0	0.0	0.0%	0.0
18/12/2025 05:00:00	0.0	0	0	0	0.0	0.0%	0.0
18/12/2025 06:00:00	45.0	3	3	45	37.5	66.7%	33.7
18/12/2025 07:00:00	33.8	15	18	35	32.5	66.7%	30.3
18/12/2025 08:00:00	32.1	31	36	40	33.1	22.2%	26.1
18/12/2025 09:00:00	31.0	48	56	35	32.5	17.9%	26.6
18/12/2025 10:00:00	32.7	37	43	40	32.9	27.9%	27.0
18/12/2025 11:00:00	30.0	31	36	35	32.5	13.9%	25.9
18/12/2025 12:00:00	29.8	37	44	35	32.5	13.6%	25.9
18/12/2025 13:00:00	29.8	35	41	35	32.5	12.2%	26.5
18/12/2025 14:00:00	29.8	31	37	35	32.5	13.5%	26.3
18/12/2025 15:00:00	32.5	28	33	40	33.1	27.3%	27.4
18/12/2025 16:00:00	30.0	37	43	35	32.5	14.0%	26.3
18/12/2025 17:00:00	30.0	29	34	40	33.5	14.7%	25.2
18/12/2025 18:00:00	31.9	28	33	35	32.5	24.2%	27.6
18/12/2025 19:00:00	31.2	18	21	35	32.5	19.0%	26.1
18/12/2025 20:00:00	31.7	18	21	40	33.8	19.0%	27.0
18/12/2025 21:00:00	27.5	11	13	40	37.5	7.7%	22.1
18/12/2025 22:00:00	27.5	4	5	30	0.0	0.0%	24.0
18/12/2025 23:00:00	30.0	8	9	35	32.5	11.1%	23.8

Incoming Summary  
The Barley Mow - Winchfield

from Mon-Dec-01-2025-12-00-AM to Wed-Dec-31-2025-11-59-PM

19/12/2025 00:00:00	30.0	1	1	30	0.0	0.0%	27.0
19/12/2025 01:00:00	0.0	0	0	0	0.0	0.0%	0.0
19/12/2025 02:00:00	0.0	0	0	0	0.0	0.0%	0.0
19/12/2025 03:00:00	0.0	0	0	0	0.0	0.0%	0.0
19/12/2025 04:00:00	30.0	2	2	30	0.0	0.0%	22.0
19/12/2025 05:00:00	0.0	0	0	0	0.0	0.0%	0.0
19/12/2025 06:00:00	35.0	4	5	45	35.0	80.0%	33.0
19/12/2025 07:00:00	34.0	14	16	40	33.3	37.5%	27.6
19/12/2025 08:00:00	33.5	23	27	40	33.0	40.7%	28.7
19/12/2025 09:00:00	33.6	58	68	40	33.0	41.2%	28.8
19/12/2025 10:00:00	31.0	42	50	35	32.5	20.0%	25.1
19/12/2025 11:00:00	30.8	37	44	40	33.8	18.2%	26.4
19/12/2025 12:00:00	30.9	50	59	35	32.5	18.6%	25.1
19/12/2025 13:00:00	32.5	53	62	40	33.1	25.8%	25.8
19/12/2025 14:00:00	29.4	48	56	40	33.5	8.9%	24.7
19/12/2025 15:00:00	29.7	56	66	40	33.1	12.1%	25.0
19/12/2025 16:00:00	31.8	67	79	40	32.8	22.8%	26.7
19/12/2025 17:00:00	32.3	46	54	40	33.3	24.1%	26.7
19/12/2025 18:00:00	32.1	57	67	40	33.1	23.9%	26.7
19/12/2025 19:00:00	32.7	31	36	35	32.5	30.6%	27.6
19/12/2025 20:00:00	29.6	30	35	35	32.5	11.4%	24.8
19/12/2025 21:00:00	31.7	13	15	35	32.5	20.0%	26.1
19/12/2025 22:00:00	30.0	8	9	35	32.5	11.1%	26.0
19/12/2025 23:00:00	30.0	9	11	35	32.5	18.2%	27.6
20/12/2025 00:00:00	28.3	3	4	30	0.0	0.0%	25.8
20/12/2025 01:00:00	0.0	0	0	0	0.0	0.0%	0.0
20/12/2025 02:00:00	35.0	1	1	35	32.5	100.0%	32.0
20/12/2025 03:00:00	0.0	0	0	0	0.0	0.0%	0.0
20/12/2025 04:00:00	0.0	0	0	0	0.0	0.0%	0.0
20/12/2025 05:00:00	40.0	1	1	40	37.5	100.0%	37.0
20/12/2025 06:00:00	0.0	0	0	0	0.0	0.0%	0.0
20/12/2025 07:00:00	33.3	3	4	35	32.5	75.0%	30.8
20/12/2025 08:00:00	30.0	9	11	35	32.5	18.2%	27.2
20/12/2025 09:00:00	32.0	20	23	35	32.5	21.7%	27.5
20/12/2025 10:00:00	32.5	31	37	40	33.0	29.7%	27.8
20/12/2025 11:00:00	31.9	38	45	40	33.5	22.2%	25.2
20/12/2025 12:00:00	30.0	40	47	35	32.5	14.9%	23.1
20/12/2025 13:00:00	32.8	31	36	40	33.0	27.8%	25.9
20/12/2025 14:00:00	32.3	33	39	35	32.5	28.2%	27.0
20/12/2025 15:00:00	29.5	42	50	40	33.3	12.0%	23.7
20/12/2025 16:00:00	32.5	37	43	40	33.5	23.3%	26.3
20/12/2025 17:00:00	29.4	29	34	35	32.5	8.8%	24.5
20/12/2025 18:00:00	32.9	26	30	40	33.1	26.7%	25.5
20/12/2025 19:00:00	33.3	12	14	40	33.8	28.6%	26.6
20/12/2025 20:00:00	33.8	11	13	40	33.5	38.5%	28.2
20/12/2025 21:00:00	35.0	9	11	40	35.0	36.4%	28.8
20/12/2025 22:00:00	31.7	8	10	35	32.5	30.0%	27.2
20/12/2025 23:00:00	30.0	6	7	35	32.5	14.3%	26.4

Incoming Summary  
The Barley Mow - Winchfield

from Mon-Dec-01-2025-12-00-AM to Wed-Dec-31-2025-11-59-PM

21/12/2025 00:00:00	35.0	2	2	35	32.5	50.0%	29.5
21/12/2025 01:00:00	35.0	2	2	35	32.5	50.0%	29.5
21/12/2025 02:00:00	0.0	0	0	0	0.0	0.0%	0.0
21/12/2025 03:00:00	0.0	0	0	0	0.0	0.0%	0.0
21/12/2025 04:00:00	25.0	1	1	25	0.0	0.0%	22.0
21/12/2025 05:00:00	0.0	0	0	0	0.0	0.0%	0.0
21/12/2025 06:00:00	0.0	0	0	0	0.0	0.0%	0.0
21/12/2025 07:00:00	30.0	5	6	35	32.5	16.7%	23.8
21/12/2025 08:00:00	32.5	4	5	35	32.5	40.0%	27.0
21/12/2025 09:00:00	30.0	9	11	40	35.0	18.2%	24.8
21/12/2025 10:00:00	28.9	15	18	35	32.5	5.6%	25.0
21/12/2025 11:00:00	29.2	26	30	35	32.5	6.7%	24.6
21/12/2025 12:00:00	30.8	30	35	35	32.5	17.1%	25.2
21/12/2025 13:00:00	32.3	41	48	35	32.5	27.1%	25.9
21/12/2025 14:00:00	30.0	26	31	35	32.5	16.1%	26.7
21/12/2025 15:00:00	29.1	35	41	35	32.5	7.3%	24.4
21/12/2025 16:00:00	31.9	31	36	35	32.5	22.2%	27.0
21/12/2025 17:00:00	31.0	25	29	35	32.5	17.2%	26.0
21/12/2025 18:00:00	32.5	23	27	40	33.2	25.9%	25.7
21/12/2025 19:00:00	30.0	13	15	35	32.5	13.3%	23.7
21/12/2025 20:00:00	33.6	16	19	40	33.1	42.1%	28.4
21/12/2025 21:00:00	30.0	3	4	35	32.5	25.0%	23.3
21/12/2025 22:00:00	30.0	9	11	35	32.5	18.2%	26.1
21/12/2025 23:00:00	40.0	3	3	40	37.5	33.3%	30.3
22/12/2025 00:00:00	35.0	2	2	35	32.5	50.0%	29.5
22/12/2025 01:00:00	35.0	1	1	35	32.5	100.0%	32.0
22/12/2025 02:00:00	0.0	0	0	0	0.0	0.0%	0.0
22/12/2025 03:00:00	30.0	1	1	30	0.0	0.0%	27.0
22/12/2025 04:00:00	0.0	0	0	0	0.0	0.0%	0.0
22/12/2025 05:00:00	25.0	2	2	25	0.0	0.0%	22.0
22/12/2025 06:00:00	45.0	3	3	45	42.5	33.3%	30.3
22/12/2025 07:00:00	35.0	8	9	40	33.8	44.4%	30.0
22/12/2025 08:00:00	31.2	18	21	35	32.5	19.0%	26.8
22/12/2025 09:00:00	32.9	23	27	40	33.1	29.6%	27.4
22/12/2025 10:00:00	29.3	12	14	35	32.5	7.1%	24.6
22/12/2025 11:00:00	28.3	10	12	35	32.5	8.3%	23.3
22/12/2025 12:00:00	30.0	6	7	35	32.5	14.3%	24.3
22/12/2025 13:00:00	28.8	17	20	35	32.5	10.0%	22.4
22/12/2025 14:00:00	31.7	24	28	35	32.5	21.4%	25.5
22/12/2025 15:00:00	30.7	41	48	40	33.1	16.7%	25.9
22/12/2025 16:00:00	29.7	22	26	35	32.5	11.5%	25.7
22/12/2025 17:00:00	30.0	37	44	35	32.5	15.9%	25.0
22/12/2025 18:00:00	33.6	31	36	40	33.3	36.1%	28.3
22/12/2025 19:00:00	32.1	25	29	35	32.5	24.1%	26.0
22/12/2025 20:00:00	32.5	20	24	40	33.2	29.2%	26.4
22/12/2025 21:00:00	33.8	7	8	35	32.5	50.0%	29.9
22/12/2025 22:00:00	40.0	3	3	40	37.5	66.7%	33.7
22/12/2025 23:00:00	29.3	7	8	30	0.0	0.0%	26.6

Incoming Summary  
The Barley Mow - Winchfield

from Mon-Dec-01-2025-12-00-AM to Wed-Dec-31-2025-11-59-PM

23/12/2025 00:00:00	30.0	2	2	30	0.0	0.0%	22.0
23/12/2025 01:00:00	0.0	0	0	0	0.0	0.0%	0.0
23/12/2025 02:00:00	30.0	1	1	30	0.0	0.0%	27.0
23/12/2025 03:00:00	0.0	0	0	0	0.0	0.0%	0.0
23/12/2025 04:00:00	0.0	0	0	0	0.0	0.0%	0.0
23/12/2025 05:00:00	50.0	3	3	50	42.5	66.7%	35.3
23/12/2025 06:00:00	35.0	1	1	35	32.5	100.0%	32.0
23/12/2025 07:00:00	33.3	6	7	35	32.5	42.9%	27.1
23/12/2025 08:00:00	33.6	18	21	40	33.1	38.1%	28.4
23/12/2025 09:00:00	32.8	30	35	40	33.0	28.6%	26.9
23/12/2025 10:00:00	31.7	29	34	40	33.2	20.6%	27.1
23/12/2025 11:00:00	29.7	42	49	35	32.5	12.2%	24.2
23/12/2025 12:00:00	32.0	49	58	40	33.7	22.4%	25.4
23/12/2025 13:00:00	30.6	45	53	40	33.1	17.0%	26.1
23/12/2025 14:00:00	31.9	40	47	40	33.5	21.3%	26.7
23/12/2025 15:00:00	31.9	34	40	40	33.1	22.5%	25.7
23/12/2025 16:00:00	29.8	44	52	40	33.2	13.5%	25.8
23/12/2025 17:00:00	33.0	31	37	40	33.3	32.4%	27.9
23/12/2025 18:00:00	32.5	31	36	35	32.5	27.8%	27.8
23/12/2025 19:00:00	30.8	26	31	35	32.5	19.4%	26.8
23/12/2025 20:00:00	31.2	14	17	35	32.5	23.5%	27.8
23/12/2025 21:00:00	34.2	11	13	40	33.2	53.8%	29.5
23/12/2025 22:00:00	30.0	8	9	35	32.5	11.1%	23.2
23/12/2025 23:00:00	33.3	4	5	35	32.5	60.0%	28.0
24/12/2025 00:00:00	40.0	3	3	40	37.5	33.3%	30.3
24/12/2025 01:00:00	0.0	0	0	0	0.0	0.0%	0.0
24/12/2025 02:00:00	0.0	0	0	0	0.0	0.0%	0.0
24/12/2025 03:00:00	0.0	0	0	0	0.0	0.0%	0.0
24/12/2025 04:00:00	15.0	1	1	15	0.0	0.0%	12.0
24/12/2025 05:00:00	20.0	1	1	20	0.0	0.0%	17.0
24/12/2025 06:00:00	35.0	2	2	35	32.5	100.0%	32.0
24/12/2025 07:00:00	35.0	8	10	50	35.8	60.0%	31.0
24/12/2025 08:00:00	32.5	18	21	45	34.5	23.8%	28.1
24/12/2025 09:00:00	32.5	14	16	40	34.2	18.8%	25.8
24/12/2025 10:00:00	30.0	34	40	40	33.3	15.0%	22.8
24/12/2025 11:00:00	29.6	41	48	40	33.5	10.4%	25.0
24/12/2025 12:00:00	31.2	33	39	35	32.5	20.5%	26.8
24/12/2025 13:00:00	33.2	48	56	40	33.0	33.9%	26.8
24/12/2025 14:00:00	32.3	43	51	40	33.3	25.5%	25.4
24/12/2025 15:00:00	32.8	30	35	40	33.0	28.6%	27.3
24/12/2025 16:00:00	30.7	37	43	35	32.5	16.3%	24.8
24/12/2025 17:00:00	33.0	26	30	40	33.9	23.3%	27.7
24/12/2025 18:00:00	33.5	23	27	40	33.0	40.7%	27.7
24/12/2025 19:00:00	32.5	14	16	35	32.5	25.0%	27.5
24/12/2025 20:00:00	33.8	11	13	40	33.5	38.5%	27.5
24/12/2025 21:00:00	35.0	8	9	40	33.8	44.4%	28.7
24/12/2025 22:00:00	28.3	3	4	30	0.0	0.0%	25.8
24/12/2025 23:00:00	30.0	8	10	35	32.5	20.0%	24.6

Incoming Summary  
The Barley Mow - Winchfield

from Mon-Dec-01-2025-12-00-AM to Wed-Dec-31-2025-11-59-PM

25/12/2025 00:00:00	28.8	4	5	30	0.0	0.0%	26.2
25/12/2025 01:00:00	33.3	6	7	35	32.5	42.9%	28.4
25/12/2025 02:00:00	0.0	0	0	0	0.0	0.0%	0.0
25/12/2025 03:00:00	0.0	0	0	0	0.0	0.0%	0.0
25/12/2025 04:00:00	35.0	1	1	35	32.5	100.0%	32.0
25/12/2025 05:00:00	0.0	0	0	0	0.0	0.0%	0.0
25/12/2025 06:00:00	0.0	0	0	0	0.0	0.0%	0.0
25/12/2025 07:00:00	35.0	2	2	35	32.5	50.0%	24.5
25/12/2025 08:00:00	30.0	5	6	35	32.5	16.7%	24.5
25/12/2025 09:00:00	32.5	7	8	35	32.5	25.0%	27.6
25/12/2025 10:00:00	32.5	14	16	35	32.5	25.0%	27.6
25/12/2025 11:00:00	33.8	16	19	40	34.2	31.6%	26.9
25/12/2025 12:00:00	32.1	22	26	35	32.5	26.9%	26.2
25/12/2025 13:00:00	31.0	21	25	35	32.5	20.0%	25.8
25/12/2025 14:00:00	33.6	14	16	35	32.5	43.8%	27.9
25/12/2025 15:00:00	32.5	19	22	40	33.5	22.7%	26.3
25/12/2025 16:00:00	30.0	11	13	40	35.0	15.4%	24.8
25/12/2025 17:00:00	33.3	10	12	40	33.8	33.3%	28.4
25/12/2025 18:00:00	29.3	8	10	35	32.5	10.0%	25.7
25/12/2025 19:00:00	33.8	8	9	35	32.5	44.4%	28.6
25/12/2025 20:00:00	37.5	8	9	40	34.5	55.6%	31.0
25/12/2025 21:00:00	45.0	3	3	45	42.5	33.3%	32.3
25/12/2025 22:00:00	29.0	4	5	30	0.0	0.0%	27.2
25/12/2025 23:00:00	32.5	5	6	35	32.5	33.3%	28.0
26/12/2025 00:00:00	32.5	3	4	35	32.5	50.0%	29.5
26/12/2025 01:00:00	0.0	0	0	0	0.0	0.0%	0.0
26/12/2025 02:00:00	0.0	0	0	0	0.0	0.0%	0.0
26/12/2025 03:00:00	0.0	0	0	0	0.0	0.0%	0.0
26/12/2025 04:00:00	25.0	2	2	25	0.0	0.0%	19.5
26/12/2025 05:00:00	0.0	0	0	0	0.0	0.0%	0.0
26/12/2025 06:00:00	30.0	1	1	30	0.0	0.0%	27.0
26/12/2025 07:00:00	32.5	5	6	35	32.5	33.3%	27.8
26/12/2025 08:00:00	30.0	3	4	35	32.5	25.0%	27.0
26/12/2025 09:00:00	30.0	4	5	35	32.5	20.0%	25.0
26/12/2025 10:00:00	30.0	15	18	35	32.5	16.7%	25.8
26/12/2025 11:00:00	31.7	10	12	35	32.5	25.0%	27.1
26/12/2025 12:00:00	29.6	26	31	35	32.5	12.9%	24.1
26/12/2025 13:00:00	30.0	20	23	40	34.2	13.0%	23.6
26/12/2025 14:00:00	29.5	21	25	35	32.5	12.0%	25.2
26/12/2025 15:00:00	29.6	24	28	35	32.5	10.7%	25.1
26/12/2025 16:00:00	29.6	20	24	40	34.2	12.5%	25.9
26/12/2025 17:00:00	29.6	23	27	35	32.5	11.1%	25.6
26/12/2025 18:00:00	33.3	14	17	35	32.5	52.9%	28.9
26/12/2025 19:00:00	33.8	5	6	35	32.5	66.7%	29.5
26/12/2025 20:00:00	37.5	6	7	40	35.8	42.9%	30.0
26/12/2025 21:00:00	35.0	4	5	40	34.2	60.0%	31.0
26/12/2025 22:00:00	37.5	5	6	40	35.0	66.7%	32.3
26/12/2025 23:00:00	32.5	7	8	35	32.5	25.0%	27.8

Incoming Summary  
The Barley Mow - Winchfield

from Mon-Dec-01-2025-12-00-AM to Wed-Dec-31-2025-11-59-PM

27/12/2025 00:00:00	30.0	1	1	30	0.0	0.0%	27.0
27/12/2025 01:00:00	0.0	0	0	0	0.0	0.0%	0.0
27/12/2025 02:00:00	0.0	0	0	0	0.0	0.0%	0.0
27/12/2025 03:00:00	0.0	0	0	0	0.0	0.0%	0.0
27/12/2025 04:00:00	0.0	0	0	0	0.0	0.0%	0.0
27/12/2025 05:00:00	0.0	0	0	0	0.0	0.0%	0.0
27/12/2025 06:00:00	15.0	1	1	15	0.0	0.0%	12.0
27/12/2025 07:00:00	27.5	4	5	30	0.0	0.0%	24.2
27/12/2025 08:00:00	35.0	8	10	40	35.8	30.0%	27.1
27/12/2025 09:00:00	32.9	18	21	35	32.5	33.3%	27.5
27/12/2025 10:00:00	31.0	24	28	35	32.5	17.9%	26.1
27/12/2025 11:00:00	29.6	31	36	40	33.8	11.1%	24.2
27/12/2025 12:00:00	31.7	22	26	35	32.5	23.1%	26.5
27/12/2025 13:00:00	29.3	35	41	35	32.5	9.8%	24.0
27/12/2025 14:00:00	33.1	32	38	35	32.5	42.1%	27.3
27/12/2025 15:00:00	29.5	26	30	35	32.5	10.0%	24.5
27/12/2025 16:00:00	30.0	30	35	40	33.5	14.3%	25.6
27/12/2025 17:00:00	31.7	26	30	35	32.5	20.0%	27.5
27/12/2025 18:00:00	33.1	16	19	35	32.5	42.1%	27.5
27/12/2025 19:00:00	33.8	8	9	35	32.5	44.4%	28.2
27/12/2025 20:00:00	32.5	14	16	35	32.5	25.0%	27.4
27/12/2025 21:00:00	27.5	3	4	30	0.0	0.0%	20.8
27/12/2025 22:00:00	33.8	7	8	35	32.5	50.0%	27.8
27/12/2025 23:00:00	32.5	7	8	35	32.5	25.0%	28.3
28/12/2025 00:00:00	33.3	5	6	35	32.5	50.0%	28.8
28/12/2025 01:00:00	35.0	2	2	35	32.5	50.0%	27.0
28/12/2025 02:00:00	25.0	1	1	25	0.0	0.0%	22.0
28/12/2025 03:00:00	0.0	0	0	0	0.0	0.0%	0.0
28/12/2025 04:00:00	0.0	0	0	0	0.0	0.0%	0.0
28/12/2025 05:00:00	0.0	0	0	0	0.0	0.0%	0.0
28/12/2025 06:00:00	35.0	1	1	35	32.5	100.0%	32.0
28/12/2025 07:00:00	30.0	3	3	30	0.0	0.0%	27.0
28/12/2025 08:00:00	30.0	7	8	35	32.5	12.5%	23.9
28/12/2025 09:00:00	31.7	10	12	35	32.5	25.0%	26.8
28/12/2025 10:00:00	31.0	20	24	35	32.5	20.8%	25.1
28/12/2025 11:00:00	31.7	22	26	35	32.5	23.1%	24.6
28/12/2025 12:00:00	30.8	30	35	35	32.5	17.1%	26.1
28/12/2025 13:00:00	29.6	34	40	35	32.5	12.5%	23.8
28/12/2025 14:00:00	32.5	31	36	40	33.1	25.0%	26.4
28/12/2025 15:00:00	30.0	31	37	40	33.3	16.2%	24.4
28/12/2025 16:00:00	30.0	31	37	40	33.3	16.2%	25.9
28/12/2025 17:00:00	30.0	20	24	35	32.5	16.7%	26.1
28/12/2025 18:00:00	35.0	14	16	40	34.2	37.5%	28.3
28/12/2025 19:00:00	34.2	14	16	40	33.2	43.8%	28.4
28/12/2025 20:00:00	35.0	4	5	40	34.2	60.0%	30.0
28/12/2025 21:00:00	30.0	7	8	35	32.5	12.5%	23.4
28/12/2025 22:00:00	33.3	7	8	35	32.5	37.5%	27.6
28/12/2025 23:00:00	35.0	5	6	40	34.2	50.0%	29.5

Incoming Summary  
The Barley Mow - Winchfield

from Mon-Dec-01-2025-12-00-AM to Wed-Dec-31-2025-11-59-PM

29/12/2025 00:00:00	40.0	1	1	40	37.5	100.0%	37.0
29/12/2025 01:00:00	0.0	0	0	0	0.0	0.0%	0.0
29/12/2025 02:00:00	0.0	0	0	0	0.0	0.0%	0.0
29/12/2025 03:00:00	0.0	0	0	0	0.0	0.0%	0.0
29/12/2025 04:00:00	25.0	1	1	25	0.0	0.0%	22.0
29/12/2025 05:00:00	0.0	0	0	0	0.0	0.0%	0.0
29/12/2025 06:00:00	35.0	1	1	35	32.5	100.0%	32.0
29/12/2025 07:00:00	28.3	4	5	30	0.0	0.0%	25.0
29/12/2025 08:00:00	32.5	10	12	35	32.5	33.3%	27.5
29/12/2025 09:00:00	31.7	14	16	35	32.5	18.8%	26.3
29/12/2025 10:00:00	33.3	23	27	40	33.0	37.0%	27.1
29/12/2025 11:00:00	29.7	28	33	35	32.5	12.1%	26.1
29/12/2025 12:00:00	32.2	36	42	40	33.0	23.8%	26.6
29/12/2025 13:00:00	29.7	37	44	40	33.3	13.6%	25.0
29/12/2025 14:00:00	31.0	37	43	40	33.9	16.3%	24.9
29/12/2025 15:00:00	29.8	38	45	35	32.5	13.3%	26.2
29/12/2025 16:00:00	29.7	31	36	40	33.8	11.1%	25.2
29/12/2025 17:00:00	29.7	24	28	45	35.8	10.7%	26.6
29/12/2025 18:00:00	33.0	15	18	40	33.3	33.3%	27.5
29/12/2025 19:00:00	33.8	12	14	40	33.5	35.7%	27.8
29/12/2025 20:00:00	35.0	13	15	40	33.9	46.7%	28.5
29/12/2025 21:00:00	35.0	5	6	40	35.0	33.3%	27.0
29/12/2025 22:00:00	37.5	7	8	40	35.0	50.0%	30.3
29/12/2025 23:00:00	33.8	3	4	35	32.5	100.0%	32.0
30/12/2025 00:00:00	30.0	3	4	35	32.5	25.0%	25.8
30/12/2025 01:00:00	0.0	0	0	0	0.0	0.0%	0.0
30/12/2025 02:00:00	0.0	0	0	0	0.0	0.0%	0.0
30/12/2025 03:00:00	25.0	1	1	25	0.0	0.0%	22.0
30/12/2025 04:00:00	0.0	0	0	0	0.0	0.0%	0.0
30/12/2025 05:00:00	30.0	1	1	30	0.0	0.0%	27.0
30/12/2025 06:00:00	40.0	2	2	40	35.0	100.0%	34.5
30/12/2025 07:00:00	35.0	4	5	40	35.0	40.0%	30.0
30/12/2025 08:00:00	33.0	12	14	35	32.5	35.7%	27.1
30/12/2025 09:00:00	32.5	14	17	40	33.5	29.4%	28.4
30/12/2025 10:00:00	31.7	32	38	35	32.5	23.7%	25.3
30/12/2025 11:00:00	33.2	39	46	40	33.6	30.4%	25.2
30/12/2025 12:00:00	28.9	35	41	35	32.5	4.9%	24.1
30/12/2025 13:00:00	29.2	43	51	35	32.5	7.8%	24.7
30/12/2025 14:00:00	32.3	37	43	35	32.5	25.6%	26.2
30/12/2025 15:00:00	30.0	38	45	35	32.5	15.6%	24.9
30/12/2025 16:00:00	32.2	36	42	40	33.0	23.8%	25.7
30/12/2025 17:00:00	32.5	31	37	40	33.5	27.0%	26.8
30/12/2025 18:00:00	34.3	21	25	40	34.0	40.0%	29.3
30/12/2025 19:00:00	33.0	13	15	35	32.5	33.3%	27.9
30/12/2025 20:00:00	34.2	14	16	40	33.2	43.8%	28.3
30/12/2025 21:00:00	35.0	7	8	40	34.2	37.5%	27.6
30/12/2025 22:00:00	32.5	8	10	35	32.5	40.0%	26.1
30/12/2025 23:00:00	40.0	5	6	45	35.5	83.3%	33.7

Incoming Summary  
 The Barley Mow - Winchfield

from Mon-Dec-01-2025-12-00-AM to Wed-Dec-31-2025-11-59-PM

31/12/2025 00:00:00	30.0	1	1	30	0.0	0.0%	27.0
31/12/2025 01:00:00	25.0	1	1	25	0.0	0.0%	22.0
31/12/2025 02:00:00	0.0	0	0	0	0.0	0.0%	0.0
31/12/2025 03:00:00	0.0	0	0	0	0.0	0.0%	0.0
31/12/2025 04:00:00	25.0	1	1	25	0.0	0.0%	22.0
31/12/2025 05:00:00	0.0	0	0	0	0.0	0.0%	0.0
31/12/2025 06:00:00	35.0	1	1	35	32.5	100.0%	32.0
31/12/2025 07:00:00	30.0	7	8	35	32.5	12.5%	24.6
31/12/2025 08:00:00	33.3	7	8	35	32.5	37.5%	29.1
31/12/2025 09:00:00	33.3	9	11	35	32.5	54.5%	28.4
31/12/2025 10:00:00	33.5	23	27	40	33.0	40.7%	26.6
31/12/2025 11:00:00	33.5	31	36	40	32.9	38.9%	27.9
31/12/2025 12:00:00	32.8	33	39	40	33.4	28.2%	26.8
31/12/2025 13:00:00	33.2	30	35	40	32.9	34.3%	27.1
31/12/2025 14:00:00	32.2	31	37	40	33.0	27.0%	26.7
31/12/2025 15:00:00	30.7	32	38	35	32.5	18.4%	24.7
31/12/2025 16:00:00	29.5	30	35	35	32.5	8.6%	24.4
31/12/2025 17:00:00	28.9	20	24	35	32.5	4.2%	25.4
31/12/2025 18:00:00	33.8	20	23	40	34.2	26.1%	24.3
31/12/2025 19:00:00	33.3	13	15	35	32.5	40.0%	27.2
31/12/2025 20:00:00	34.0	14	17	40	33.9	41.2%	28.4
31/12/2025 21:00:00	34.0	8	9	35	32.5	55.6%	28.9
31/12/2025 22:00:00	35.0	4	5	40	35.0	40.0%	29.0
31/12/2025 23:00:00	30.0	2	2	30	0.0	0.0%	19.5
01/01/2026 00:00:00	35.0	2	2	35	32.5	100.0%	32.0

Day/Time Ending	85th pctl (MPH)	85th pctl cnts	Total Cnts	Max Speed	Avg Speeder	% Speeders	Avg Speed
02/12/2025 00:00:00	32.4	451	531	55	33.4	25.0%	26.9
03/12/2025 00:00:00	31.9	456	537	45	33.3	22.3%	26.6
04/12/2025 00:00:00	31.7	459	540	45	33.0	21.5%	26.3
05/12/2025 00:00:00	32.2	543	639	45	33.1	24.6%	26.9
06/12/2025 00:00:00	30.3	519	611	45	32.9	16.0%	25.6
07/12/2025 00:00:00	31.0	462	544	40	33.1	18.4%	26.0
08/12/2025 00:00:00	32.1	258	303	45	33.4	22.8%	26.0
09/12/2025 00:00:00	32.0	510	600	40	33.4	22.3%	26.7
10/12/2025 00:00:00	32.1	478	562	40	33.1	24.0%	27.1
11/12/2025 00:00:00	32.0	496	584	40	33.0	23.5%	26.3
12/12/2025 00:00:00	32.5	482	567	45	33.2	27.2%	27.0
13/12/2025 00:00:00	31.7	611	719	45	33.1	21.4%	26.8
14/12/2025 00:00:00	31.4	509	599	40	33.1	19.9%	26.1
15/12/2025 00:00:00	32.1	420	494	50	33.0	24.1%	26.3
16/12/2025 00:00:00	32.3	550	647	40	33.1	24.9%	27.0
17/12/2025 00:00:00	32.5	604	710	45	33.3	25.8%	26.8
18/12/2025 00:00:00	31.3	607	714	45	32.8	20.0%	25.9
19/12/2025 00:00:00	31.2	448	527	45	32.9	19.5%	26.4
20/12/2025 00:00:00	31.9	650	765	45	33.0	22.9%	26.3
21/12/2025 00:00:00	32.0	389	458	40	33.1	23.1%	25.9
22/12/2025 00:00:00	31.1	318	374	40	32.8	19.0%	25.7
23/12/2025 00:00:00	31.7	317	373	45	33.1	21.4%	26.1
24/12/2025 00:00:00	32.1	469	552	50	33.2	23.4%	26.5
25/12/2025 00:00:00	32.2	405	477	50	33.3	24.5%	26.2
26/12/2025 00:00:00	32.7	186	219	45	33.2	28.8%	27.1
27/12/2025 00:00:00	31.7	218	256	40	33.1	21.1%	26.0
28/12/2025 00:00:00	31.8	315	371	40	32.7	22.6%	26.1
29/12/2025 00:00:00	31.8	294	346	40	33.1	22.3%	25.8
30/12/2025 00:00:00	31.8	342	402	45	33.4	21.6%	26.3
31/12/2025 00:00:00	32.3	394	464	45	33.2	24.8%	26.2
31/12/2025 23:59:59	32.7	318	374	40	33.0	28.9%	26.4

Incoming Weekly Counts  
The Barley Mow - Winchfield

from Mon-Dec-01-2025-12-00-AM to Wed-Dec-31-2025-11-59-PM

	01/12/2025	to	07/12/2025							
	Monday	Tuesday	Wednesday	Thursday	Friday	Saturday	Sunday	Week	Weekend	Week Day 85%
Hour	01/12/2025	02/12/2025	03/12/2025	04/12/2025	05/12/2025	06/12/2025	07/12/2025	Day Avg	Avg	Avg Speed
0 - 1	2	0	2	2	3	4	3	1.8	3.5	37.5
1 - 2	0	0	1	1	0	3	2	0.4	2.5	30
2 - 3	0	1	0	2	0	1	2	0.6	1.5	42.5
3 - 4	0	0	0	1	0	1	2	0.2	1.5	30
4 - 5	0	1	1	0	0	0	0	0.4	0	32.5
5 - 6	1	0	2	0	1	1	1	0.8	1	26.67
6 - 7	9	4	4	7	5	6	1	5.8	3.5	31.42
7 - 8	51	46	47	37	37	16	9	43.6	12.5	32.12
8 - 9	66	57	57	62	58	35	14	60	24.5	31.7
9 - 10	41	35	28	44	57	55	23	41	39	30.56
10 - 11	42	26	32	31	37	44	30	33.6	37	30.12
11 - 12	28	36	28	35	33	46	16	32	31	30.52
12 - 13	33	28	20	36	48	51	37	33	44	31.14
13 - 14	35	26	37	42	49	44	32	37.8	38	31.2
14 - 15	29	37	25	35	47	41	24	34.6	32.5	31.98
15 - 16	41	39	47	50	51	51	28	45.6	39.5	32.38
16 - 17	40	45	65	46	56	26	18	50.4	22	31.4
17 - 18	43	74	53	72	42	19	20	56.8	19.5	31.58
18 - 19	29	32	37	37	30	21	16	33	18.5	31.44
19 - 20	19	25	25	32	23	39	11	24.8	25	32.18
20 - 21	9	14	9	25	9	16	7	13.2	11.5	31.56
21 - 22	8	6	12	27	10	8	3	12.6	5.5	31
22 - 23	4	4	7	11	7	11	3	6.6	7	30.06
23 - 24	1	1	1	4	8	5	1	3	3	32.26
Totals	531	537	540	639	611	544	303			
% of Total	14.33%	14.49%	14.57%	17.25%	16.49%	14.68%	8.18%			

Incoming Weekly Counts  
The Barley Mow - Winchfield

from Mon-Dec-01-2025-12-00-AM to Wed-Dec-31-2025-11-59-PM

	08/12/2025	to	14/12/2025							
	Monday	Tuesday	Wednesday	Thursday	Friday	Saturday	Sunday	Week	Weekend	Week Day 85%
Hour	08/12/2025	09/12/2025	10/12/2025	11/12/2025	12/12/2025	13/12/2025	14/12/2025	Day Avg	Avg	Avg Speed
0 - 1	1	0	1	0	4	4	3	1.2	3.5	31.67
1 - 2	0	0	0	1	0	0	0	0.2	0	30
2 - 3	0	0	0	0	0	0	0	0	0	0
3 - 4	0	1	2	1	0	1	0	0.8	0.5	25
4 - 5	0	1	0	0	1	0	0	0.4	0	27.5
5 - 6	1	2	3	4	4	2	1	2.8	1.5	31.5
6 - 7	5	7	16	18	14	5	3	12	4	33.06
7 - 8	54	49	41	46	35	17	14	45	15.5	32.1
8 - 9	60	68	56	51	68	43	23	60.6	33	32.58
9 - 10	51	44	47	40	69	49	28	50.2	38.5	32.12
10 - 11	36	33	49	39	50	50	44	41.4	47	30.92
11 - 12	35	33	33	35	40	67	67	35.2	67	31.26
12 - 13	36	45	34	33	51	51	49	39.8	50	31.1
13 - 14	40	53	50	35	47	55	44	45	49.5	31.98
14 - 15	40	39	42	42	53	60	58	43.2	59	30.86
15 - 16	43	38	45	45	68	41	35	47.8	38	31.5
16 - 17	53	47	50	52	61	47	60	52.6	53.5	31.56
17 - 18	52	32	41	44	61	25	23	46	24	31.54
18 - 19	35	31	31	38	36	13	18	34.2	15.5	31.66
19 - 20	22	15	16	10	19	28	9	16.4	18.5	33.3
20 - 21	12	11	10	8	15	9	10	11.2	9.5	31.8
21 - 22	17	5	8	16	7	11	3	10.6	7	32.5
22 - 23	6	5	7	7	7	11	2	6.4	6.5	32.76
23 - 24	1	3	2	2	9	10	0	3.4	5	37.66
Totals	600	562	584	567	719	599	494			
% of Total	14.55%	13.62%	14.16%	13.75%	17.43%	14.52%	11.98%			

Incoming Weekly Counts  
The Barley Mow - Winchfield

from Mon-Dec-01-2025-12-00-AM to Wed-Dec-31-2025-11-59-PM

	15/12/2025	to	21/12/2025							
	Monday	Tuesday	Wednesday	Thursday	Friday	Saturday	Sunday	Week	Weekend	Week Day 85%
Hour	15/12/2025	16/12/2025	17/12/2025	18/12/2025	19/12/2025	20/12/2025	21/12/2025	Day Avg	Avg	Avg Speed
0 - 1	0	0	1	0	0	0	2	0.2	1	35
1 - 2	0	0	0	0	0	1	0	0	0.5	0
2 - 3	0	0	0	0	0	0	0	0	0	0
3 - 4	0	0	1	0	2	0	1	0.6	0.5	27.5
4 - 5	2	3	1	0	0	1	0	1.2	0.5	31.67
5 - 6	5	8	3	3	5	0	0	4.8	0	36.66
6 - 7	24	16	17	18	16	4	6	18.2	5	34.84
7 - 8	60	62	53	36	27	11	5	47.6	8	32.64
8 - 9	69	68	65	56	68	23	11	65.2	17	32.36
9 - 10	55	52	64	43	50	37	18	52.8	27.5	31.2
10 - 11	38	57	50	36	44	45	30	45	37.5	30.8
11 - 12	41	45	41	44	59	47	35	46	41	31.42
12 - 13	41	35	61	41	62	36	48	48	42	30.94
13 - 14	42	55	50	37	56	39	31	48	35	30.32
14 - 15	47	46	48	33	66	50	41	48	45.5	30.22
15 - 16	53	70	62	43	79	43	36	61.4	39.5	30.72
16 - 17	51	46	45	34	54	34	29	46	31.5	31.3
17 - 18	56	57	68	33	67	30	27	56.2	28.5	32.18
18 - 19	25	36	39	21	36	14	15	31.4	14.5	31.54
19 - 20	20	22	19	21	35	13	19	23.4	16	32.16
20 - 21	6	8	7	13	15	11	4	9.8	7.5	31.34
21 - 22	5	17	7	5	9	10	11	8.6	10.5	29.82
22 - 23	6	5	9	9	11	7	3	8	5	33.16
23 - 24	1	2	3	1	4	2	2	2.2	2	30.66
Totals	647	710	714	527	765	458	374			
% of Total	15.42%	16.92%	17.02%	12.56%	18.24%	10.92%	8.92%			

Incoming Weekly Counts  
The Barley Mow - Winchfield

from Mon-Dec-01-2025-12-00-AM to Wed-Dec-31-2025-11-59-PM

	22/12/2025	to	28/12/2025							
	Monday	Tuesday	Wednesday	Thursday	Friday	Saturday	Sunday	Week	Weekend	Week Day 85%
Hour	22/12/2025	23/12/2025	24/12/2025	25/12/2025	26/12/2025	27/12/2025	28/12/2025	Day Avg	Avg	Avg Speed
0 - 1	1	0	0	7	0	0	2	1.6	1	34.15
1 - 2	0	1	0	0	0	0	1	0.2	0.5	30
2 - 3	1	0	0	0	0	0	0	0.2	0	30
3 - 4	0	0	1	1	2	0	0	0.8	0	25
4 - 5	2	3	1	0	0	0	0	1.2	0	31.67
5 - 6	3	1	2	0	1	1	1	1.4	1	36.25
6 - 7	9	7	10	2	6	5	3	6.8	4	34.16
7 - 8	21	21	21	6	4	10	8	14.6	9	31.46
8 - 9	27	35	16	8	5	21	12	18.2	16.5	32.14
9 - 10	14	34	40	16	18	28	24	24.4	26	30.7
10 - 11	12	49	48	19	12	36	26	28	31	30.62
11 - 12	7	58	39	26	31	26	35	32.2	30.5	30.98
12 - 13	20	53	56	25	23	41	40	35.4	40.5	30.72
13 - 14	28	47	51	16	25	38	36	33.4	37	31.8
14 - 15	48	40	35	22	28	30	37	34.6	33.5	31.5
15 - 16	26	52	43	13	24	35	37	31.6	36	29.96
16 - 17	44	37	30	12	27	30	24	30	27	31.78
17 - 18	36	36	27	10	17	19	16	25.2	17.5	32.44
18 - 19	29	31	16	9	6	9	16	18.2	12.5	32.6
19 - 20	24	17	13	9	7	16	5	14	10.5	34.5
20 - 21	8	13	9	3	5	4	8	7.6	6	36.6
21 - 22	3	9	4	5	6	8	8	5.4	8	32.96
22 - 23	8	5	10	6	8	8	6	7.4	7	31.52
23 - 24	2	3	5	4	1	6	1	3	3.5	32.26
Totals	373	552	477	219	256	371	346			
% of Total	14.38%	21.28%	18.39%	8.44%	9.87%	14.3%	13.34%			

Incoming Weekly Counts  
The Barley Mow - Winchfield

from Mon-Dec-01-2025-12-00-AM to Wed-Dec-31-2025-11-59-PM

	29/12/2025	to	04/01/2026							
	Monday	Tuesday	Wednesday	Thursday	Friday	Saturday	Sunday	Week	Weekend	Week Day 85%
Hour	29/12/2025	30/12/2025	31/12/2025	01/01/2026	02/01/2026	03/01/2026	04/01/2026	Day Avg	Avg	Avg Speed
0 - 1	0	0	1	*	*	*	*	0.33	0	25
1 - 2	0	0	0	*	*	*	*	0	0	0
2 - 3	0	1	0	*	*	*	*	0.33	0	25
3 - 4	1	0	1	*	*	*	*	0.67	0	25
4 - 5	0	1	0	*	*	*	*	0.33	0	30
5 - 6	1	2	1	*	*	*	*	1.33	0	36.67
6 - 7	5	5	8	*	*	*	*	6	0	31.1
7 - 8	12	14	8	*	*	*	*	11.33	0	32.93
8 - 9	16	17	11	*	*	*	*	14.67	0	32.5
9 - 10	27	38	27	*	*	*	*	30.67	0	32.83
10 - 11	33	46	36	*	*	*	*	38.33	0	32.13
11 - 12	42	41	39	*	*	*	*	40.67	0	31.3
12 - 13	44	51	35	*	*	*	*	43.33	0	30.7
13 - 14	43	43	37	*	*	*	*	41	0	31.83
14 - 15	45	45	38	*	*	*	*	42.67	0	30.17
15 - 16	36	42	35	*	*	*	*	37.67	0	30.47
16 - 17	28	37	24	*	*	*	*	29.67	0	30.37
17 - 18	18	25	23	*	*	*	*	22	0	33.7
18 - 19	14	15	15	*	*	*	*	14.67	0	33.37
19 - 20	15	16	17	*	*	*	*	16	0	34.4
20 - 21	6	8	9	*	*	*	*	7.67	0	34.67
21 - 22	8	10	5	*	*	*	*	7.67	0	35
22 - 23	4	6	2	*	*	*	*	4	0	34.6
23 - 24	4	1	2	*	*	*	*	2.33	0	31.67
Totals	402	464	374	0	0	0	0			
% of Total	32.42%	37.42%	30.16%	0%	0%	0%	0%			

Incoming Monthly Counts  
The Barley Mow - Winchfield

from Mon-Dec-01-2025-12-00-AM to Wed-Dec-31-2025-11-59-PM

Hour	Dec 2025							Week Day Avg	Weekend Avg	Week Day 85% Avg Speed
	Monday	Tuesday	Wednesday	Thursday	Friday	Saturday	Sunday			
0 - 1	4	0	5	9	7	8	10	5	9	33.65
1 - 2	0	1	1	2	0	4	3	0.8	3.5	30
2 - 3	1	2	0	2	0	1	2	1	1.5	38.33
3 - 4	1	1	5	3	4	2	3	2.8	2.5	25
4 - 5	4	9	3	0	1	1	0	3.4	0.5	31.88
5 - 6	11	13	11	7	11	4	3	10.6	3.5	35.98
6 - 7	52	39	55	45	41	20	13	46.4	16.5	34.1
7 - 8	198	192	170	125	103	54	36	157.6	45	32.48
8 - 9	238	245	205	177	199	122	60	212.8	91	32.38
9 - 10	188	203	206	143	194	169	93	186.8	131	31.56
10 - 11	161	211	215	125	143	175	130	171	152.5	30.84
11 - 12	153	213	180	140	163	186	153	169.8	169.5	31.1
12 - 13	174	212	206	135	184	179	174	182.2	176.5	31.02
13 - 14	188	224	225	130	177	176	143	188.8	159.5	31.34
14 - 15	209	207	188	132	194	181	160	186	170.5	31
15 - 16	199	241	232	151	222	170	136	209	153	31.28
16 - 17	216	212	214	144	198	137	131	196.8	134	31.62
17 - 18	205	224	212	159	187	93	86	197.4	89.5	32.12
18 - 19	132	145	138	105	108	57	65	125.6	61	32.02
19 - 20	100	95	90	72	84	96	44	88.2	70	32.82
20 - 21	41	54	44	49	44	40	29	46.4	34.5	32.7
21 - 22	41	47	36	53	32	37	25	41.8	31	32.32
22 - 23	28	25	35	33	33	37	14	30.8	25.5	32.6
23 - 24	9	10	13	11	22	23	4	13	13.5	33.16
Totals	2553	2825	2689	1952	2351	1972	1517			
% of Total	16.1%	17.81%	16.96%	12.31%	14.82%	12.43%	9.57%			

Incoming Weekly Speeds  
The Barley Mow - Winchfield

from Mon-Dec-01-2025-12-00-AM to Wed-Dec-31-2025-11-59-PM

	01/12/2025	to	07/12/2025							
	Monday	Tuesday	Wednesday	Thursday	Friday	Saturday	Sunday	Week	Weekend	Week Day 85%
Hour	01/12/2025	02/12/2025	03/12/2025	04/12/2025	05/12/2025	06/12/2025	07/12/2025	Day Avg	Avg	Avg Speed
0 - 1	42	0	29.5	27	27	28.25	28.67	30.89	28.43	37.5
1 - 2	0	0	22	32	0	27	29.5	27	28	30
2 - 3	0	42	0	24.5	0	27	12.5	30.33	17.33	42.5
3 - 4	0	0	0	27	0	27	24.5	27	25.33	30
4 - 5	0	27	32	0	0	0	0	29.5	0	32.5
5 - 6	27	0	9.5	0	32	32	22	19.5	27	26.67
6 - 7	29.33	24.5	29.5	27.14	26.2	20.33	22	27.62	20.57	31.42
7 - 8	27.24	27.83	27.89	28.05	24.97	27.12	25.44	27.26	26.52	32.12
8 - 9	28.33	28.67	27.33	26.6	24.84	26.57	26.64	27.17	26.59	31.7
9 - 10	26.93	26.97	25	26.61	25.49	26.71	27.22	26.2	26.86	30.56
10 - 11	25.88	24.15	26.09	26.61	24.62	25.95	26.17	25.51	26.04	30.12
11 - 12	26.75	26.06	26	25.6	25.33	26.41	25.56	25.92	26.19	30.52
12 - 13	26.36	24.96	25.85	25.58	25.08	25.69	26.73	25.52	26.12	31.14
13 - 14	24.2	27.19	26	25.38	24.76	25.14	27.25	25.37	26.03	31.2
14 - 15	25.97	26.81	26.56	28.71	25.47	26.02	26.17	26.65	26.08	31.98
15 - 16	27.51	27	24.43	28.32	28.22	25.65	25.93	27.12	25.75	32.38
16 - 17	26.15	25.2	26.48	26.85	27.02	26.23	27.22	26.38	26.64	31.4
17 - 18	26.23	25.73	27.45	25.74	26.07	26.47	25.35	26.18	25.9	31.58
18 - 19	28.24	24.91	25.89	28.62	24.13	26.67	24.62	26.41	25.78	31.44
19 - 20	28.68	27.08	26.2	29.19	25.04	24.74	24.36	27.31	24.66	32.18
20 - 21	27.11	28.71	22	27.84	24.33	26.5	29.14	26.65	27.3	31.56
21 - 22	25.25	27	25	25.74	26.7	23.88	15.33	25.81	21.55	31
22 - 23	27.25	28.25	28.71	24.82	27.14	27	20.33	26.85	25.57	30.06
23 - 24	32	27	32	27	27	27	22	27.67	26.17	32.26
Totals	26.9	26.6	26.3	26.9	25.6	26	26			
% of Total	14.6%	14.43%	14.27%	14.6%	13.89%	14.11%	14.11%			

Incoming Weekly Speeds  
The Barley Mow - Winchfield

from Mon-Dec-01-2025-12-00-AM to Wed-Dec-31-2025-11-59-PM

	08/12/2025	to	14/12/2025							
	Monday	Tuesday	Wednesday	Thursday	Friday	Saturday	Sunday	Week	Weekend	Week Day 85%
Hour	08/12/2025	09/12/2025	10/12/2025	11/12/2025	12/12/2025	13/12/2025	14/12/2025	Day Avg	Avg	Avg Speed
0 - 1	37	0	27	0	23.5	29.5	30.67	26.33	30	31.67
1 - 2	0	0	0	27	0	0	0	27	0	30
2 - 3	0	0	0	0	0	0	0	0	0	0
3 - 4	0	7	29.5	27	0	27	0	23.25	27	25
4 - 5	0	27	0	0	22	0	0	24.5	0	27.5
5 - 6	17	24.5	33.67	34.5	29.75	32	32	30.29	32	31.5
6 - 7	26.2	27.71	30.31	30.5	29.43	28	27	29.52	27.62	33.06
7 - 8	27.22	26.78	27.61	27.57	26.83	26.65	24.57	27.2	25.71	32.1
8 - 9	27.05	27.5	27.89	28.06	27.16	27.16	27.83	27.5	27.39	32.58
9 - 10	27.69	27.77	23.38	26.88	26.03	27.02	26.57	26.31	26.86	32.12
10 - 11	26	25.58	26.57	25.97	25.4	24.06	26.73	25.92	25.31	30.92
11 - 12	27.23	26.55	27.18	25.43	26.8	25.31	25.36	26.64	25.34	31.26
12 - 13	27.56	26.38	24.82	25.76	26.22	26.59	26.12	26.18	26.36	31.1
13 - 14	26.7	26.45	23.52	27.29	28.32	27.27	24.86	26.36	26.2	31.98
14 - 15	26.2	26.74	25.9	25.26	25.96	26.22	25.72	26	25.97	30.86
15 - 16	25.12	27.87	27.56	27.13	26.68	25.02	27.6	26.84	26.21	31.5
16 - 17	25.42	27.79	27.14	27.02	25.87	26.09	24.8	26.59	25.36	31.56
17 - 18	26.19	28.03	26.12	26.32	27.84	28.2	27.52	26.9	27.88	31.54
18 - 19	26.66	28.13	26.16	27.45	27.78	27.62	25.89	27.25	26.61	31.66
19 - 20	27.91	27.87	26	31.2	27.68	25.61	31.11	27.88	26.95	33.3
20 - 21	28.33	29	26.5	25.38	27.07	26	30.5	27.38	28.37	31.8
21 - 22	28.35	28	24.5	27	29.14	25.73	32	27.43	27.07	32.5
22 - 23	26.17	28.2	22	25.57	29.29	22.18	32	26.13	23.69	32.76
23 - 24	32	23.67	29.5	34.5	28.11	24.1	0	28.47	24.1	37.66
Totals	26.7	27.2	26.3	27	26.8	26.1	26.3			
% of Total	14.32%	14.59%	14.11%	14.48%	14.38%	14%	14.11%			

Incoming Weekly Speeds  
The Barley Mow - Winchfield

from Mon-Dec-01-2025-12-00-AM to Wed-Dec-31-2025-11-59-PM

	15/12/2025	to	21/12/2025							
	Monday	Tuesday	Wednesday	Thursday	Friday	Saturday	Sunday	Week	Weekend	Week Day 85%
Hour	15/12/2025	16/12/2025	17/12/2025	18/12/2025	19/12/2025	20/12/2025	21/12/2025	Day Avg	Avg	Avg Speed
0 - 1	0	0	32	0	0	0	29.5	32	29.5	35
1 - 2	0	0	0	0	0	32	0	0	32	0
2 - 3	0	0	0	0	0	0	0	0	0	0
3 - 4	0	0	22	0	22	0	22	22	22	27.5
4 - 5	27	20.33	32	0	0	37	0	24.5	37	31.67
5 - 6	30.4	32.12	32.33	33.67	33	0	0	32.17	0	36.66
6 - 7	29.79	32.25	31	30.28	27.56	30.75	23.83	30.15	26.6	34.84
7 - 8	28.42	29.44	27.06	26.14	28.74	27.18	27	28.07	27.12	32.64
8 - 9	27.8	27.63	25.98	26.55	28.84	27.52	24.82	27.4	26.65	32.36
9 - 10	27.02	26.56	23.64	26.95	25.1	27.76	25	25.73	26.85	31.2
10 - 11	25.42	25.14	25.84	25.94	26.39	25.22	24.57	25.72	24.96	30.8
11 - 12	26.37	26.64	25.98	25.91	25.1	23.09	25.23	25.94	24	31.42
12 - 13	25.73	26.23	24.72	26.49	25.76	25.86	25.94	25.68	25.9	30.94
13 - 14	26.21	24.67	25.28	26.3	24.73	27.03	26.68	25.33	26.87	30.32
14 - 15	25.85	24.89	25.1	27.39	25.05	23.74	24.39	25.51	24.03	30.22
15 - 16	26.21	26.49	25.92	26.28	26.68	26.35	27	26.35	26.65	30.72
16 - 17	25.94	25.78	27.22	25.24	26.72	24.47	25.97	26.24	25.16	31.3
17 - 18	27.54	27.58	26.22	27.58	26.73	25.5	25.74	27.04	25.61	32.18
18 - 19	26.88	27.31	26.54	26.1	27.56	26.64	23.73	26.94	25.14	31.54
19 - 20	28.35	29.27	25.37	26.95	24.83	28.15	28.42	26.74	28.31	32.16
20 - 21	27	28.25	26.43	22.08	26.07	28.82	23.25	25.53	27.33	31.34
21 - 22	30	24.94	24.43	24	26	27.2	26.09	25.56	26.62	29.82
22 - 23	28.83	27.2	29.33	23.78	27.64	26.43	30.33	27.28	27.6	33.16
23 - 24	22	32	28.67	27	25.75	29.5	29.5	27.45	29.5	30.66
Totals	27	26.8	25.9	26.4	26.3	25.9	25.7			
% of Total	14.67%	14.57%	14.08%	14.35%	14.29%	14.08%	13.97%			

Incoming Weekly Speeds  
The Barley Mow - Winchfield

from Mon-Dec-01-2025-12-00-AM to Wed-Dec-31-2025-11-59-PM

	22/12/2025	to	28/12/2025							
	Monday	Tuesday	Wednesday	Thursday	Friday	Saturday	Sunday	Week	Weekend	Week Day 85%
Hour	22/12/2025	23/12/2025	24/12/2025	25/12/2025	26/12/2025	27/12/2025	28/12/2025	Day Avg	Avg	Avg Speed
0 - 1	32	0	0	28.43	0	0	27	28.88	27	34.15
1 - 2	0	27	0	0	0	0	22	27	22	30
2 - 3	27	0	0	0	0	0	0	27	0	30
3 - 4	0	0	12	32	19.5	0	0	20.75	0	25
4 - 5	22	35.33	17	0	0	0	0	27.83	0	31.67
5 - 6	30.33	32	32	0	27	12	32	30.57	22	36.25
6 - 7	30	27.14	31	24.5	27.83	24.2	27	29	25.25	34.16
7 - 8	26.76	28.38	28.14	24.5	27	27.1	23.88	27.45	25.67	31.46
8 - 9	27.44	26.86	25.81	27.62	25	27.48	26.83	26.81	27.24	32.14
9 - 10	24.64	27.15	22.77	27.56	25.83	26.14	25.08	25.29	25.65	30.7
10 - 11	23.33	24.2	24.96	26.89	27.08	24.19	24.62	25	24.37	30.62
11 - 12	24.29	25.36	26.79	26.23	24.1	26.54	26.11	25.56	26.3	30.98
12 - 13	22.4	26.06	26.77	25.8	23.57	24.05	23.75	25.51	23.9	30.72
13 - 14	25.46	26.7	25.43	27.88	25.2	27.26	26.44	25.99	26.86	31.8
14 - 15	25.94	25.67	27.31	26.27	25.11	24.53	24.41	26.06	24.46	31.5
15 - 16	25.69	25.81	24.81	24.85	25.92	25.6	25.89	25.46	25.75	29.96
16 - 17	25	27.86	27.67	28.42	25.56	27.5	26.08	26.61	26.87	31.78
17 - 18	28.25	27.81	27.74	25.7	28.94	27.47	28.25	27.9	27.83	32.44
18 - 19	26.03	26.77	27.5	28.56	29.5	28.22	28.44	27.02	28.36	32.6
19 - 20	26.38	27.82	27.46	31	30	27.44	30	27.89	28.05	34.5
20 - 21	29.88	29.54	28.67	32.33	31	20.75	23.38	29.82	22.5	36.6
21 - 22	33.67	23.22	25.75	27.2	32.33	27.75	27.62	27.52	27.69	32.96
22 - 23	26.62	28	24.6	28	27.75	28.25	29.5	26.73	28.79	31.52
23 - 24	22	30.33	26.2	29.5	27	28.83	37	27.4	30	32.26
Totals	26.1	26.5	26.2	27.1	26	26.1	25.8			
% of Total	14.2%	14.42%	14.25%	14.74%	14.15%	14.2%	14.04%			

Incoming Weekly Speeds  
The Barley Mow - Winchfield

from Mon-Dec-01-2025-12-00-AM to Wed-Dec-31-2025-11-59-PM

	29/12/2025	to	04/01/2026							
	Monday	Tuesday	Wednesday	Thursday	Friday	Saturday	Sunday	Week	Weekend	Week Day 85%
Hour	29/12/2025	30/12/2025	31/12/2025	01/01/2026	02/01/2026	03/01/2026	04/01/2026	Day Avg	Avg	Avg Speed
0 - 1	0	0	22	*	*	*	*	22	*	25
1 - 2	0	0	0	*	*	*	*	*	*	0
2 - 3	0	22	0	*	*	*	*	22	*	25
3 - 4	22	0	22	*	*	*	*	22	*	25
4 - 5	0	27	0	*	*	*	*	27	*	30
5 - 6	32	34.5	32	*	*	*	*	33.25	*	36.67
6 - 7	25	30	24.62	*	*	*	*	26.22	*	31.1
7 - 8	27.5	27.07	29.12	*	*	*	*	27.71	*	32.93
8 - 9	26.31	28.35	28.36	*	*	*	*	27.61	*	32.5
9 - 10	27.07	25.32	26.63	*	*	*	*	26.22	*	32.83
10 - 11	26.09	25.15	27.89	*	*	*	*	26.28	*	32.13
11 - 12	26.6	24.07	26.82	*	*	*	*	25.82	*	31.3
12 - 13	25.05	24.75	27.11	*	*	*	*	25.48	*	30.7
13 - 14	24.91	26.23	26.7	*	*	*	*	25.91	*	31.83
14 - 15	26.22	24.91	24.74	*	*	*	*	25.32	*	30.17
15 - 16	25.17	25.74	24.37	*	*	*	*	25.13	*	30.47
16 - 17	26.64	26.84	25.38	*	*	*	*	26.38	*	30.37
17 - 18	27.5	29.32	24.3	*	*	*	*	27.08	*	33.7
18 - 19	27.79	27.93	27.2	*	*	*	*	27.64	*	33.37
19 - 20	28.47	28.31	28.41	*	*	*	*	28.4	*	34.4
20 - 21	27	27.62	28.89	*	*	*	*	27.96	*	34.67
21 - 22	30.25	26.1	29	*	*	*	*	28.17	*	35
22 - 23	32	33.67	19.5	*	*	*	*	30.75	*	34.6
23 - 24	25.75	27	32	*	*	*	*	27.71	*	31.67
Totals	26.3	26.1	26.4	0	0	0	0			
% of Total	33.38%	33.12%	33.5%	0%	0%	0%	0%			

Incoming Monthly Speeds  
The Barley Mow - Winchfield

from Mon-Dec-01-2025-12-00-AM to Wed-Dec-31-2025-11-59-PM

Hour	Dec 2025							Week Day Avg	Weekend Avg	Week Day 85% Avg Speed
	Monday	Tuesday	Wednesday	Thursday	Friday	Saturday	Sunday			
0 - 1	38.25	0	28	28.11	25	28.88	29.1	28.84	29	33.65
1 - 2	0	27	22	29.5	0	28.25	27	27	27.71	30
2 - 3	27	32	0	24.5	0	27	12.5	28	17.33	38.33
3 - 4	22	7	23	28.67	20.75	27	23.67	22.36	25	25
4 - 5	24.5	27.56	27	0	22	37	0	26.41	37	31.88
5 - 6	29	31.31	28.45	34.14	31.18	27	28.67	30.58	27.71	35.98
6 - 7	28.94	29.44	29.76	29.62	28.07	25.3	25.15	29.2	25.24	34.1
7 - 8	27.56	28.08	27.65	27.15	26.67	26.98	24.97	27.53	26.18	32.48
8 - 9	27.62	27.78	27	27.05	27.01	27.11	26.8	27.33	27.01	32.38
9 - 10	27.01	26.76	23.99	26.9	25.61	26.93	26.04	25.98	26.62	31.56
10 - 11	25.65	24.87	26.19	26.26	25.64	24.86	25.68	25.68	25.21	30.84
11 - 12	26.6	25.69	26.56	25.77	25.37	25.19	25.52	25.99	25.34	31.1
12 - 13	25.67	25.69	25.81	25.94	25.43	25.6	25.66	25.7	25.63	31.02
13 - 14	25.53	26.11	25.28	26.46	25.76	26.68	26.19	25.78	26.46	31.34
14 - 15	26.03	25.74	25.81	26.88	25.41	25.21	25.14	25.91	25.18	31
15 - 16	25.98	26.51	25.5	27.09	26.95	25.66	26.63	26.36	26.09	31.28
16 - 17	25.75	26.65	26.83	26.66	26.38	26.02	25.63	26.44	25.83	31.62
17 - 18	27.04	27.26	26.5	26.28	27.14	26.83	26.59	26.87	26.72	32.12
18 - 19	27.03	26.9	26.46	27.69	26.79	27.12	25.71	26.94	26.37	32.02
19 - 20	27.86	28.05	26.59	29.04	25.96	25.91	28.14	27.47	26.61	32.82
20 - 21	27.98	28.74	26.5	26.18	26.61	26.45	27.21	27.24	26.77	32.7
21 - 22	28.71	25.45	25.42	26.09	28.09	26.16	26	26.65	26.1	32.32
22 - 23	27.86	29.28	25.83	25.27	27.91	25.73	28.07	27.08	26.37	32.6
23 - 24	25.89	28	28.62	29.27	27.23	26.43	29.5	27.78	26.89	33.16
Totals	26.7	26.7	26.2	26.8	26.3	26	26			
% of Total	14.46%	14.46%	14.19%	14.51%	14.24%	14.08%	14.08%			

Incoming Weekly EightyFifthSpeeds  
The Barley Mow - Winchfield

from Mon-Dec-01-2025-12-00-AM to Wed-Dec-31-2025-11-59-PM

	01/12/2025	to	07/12/2025							
	Monday	Tuesday	Wednesday	Thursday	Friday	Saturday	Sunday	Week	Weekend	Week Day 85%
Hour	01/12/2025	02/12/2025	03/12/2025	04/12/2025	05/12/2025	06/12/2025	07/12/2025	Day Avg	Avg	Avg Speed
0 - 1	55	0	35	30	30	30	35	37.5	32.5	37.5
1 - 2	0	0	25	35	0	30	40	30	35	30
2 - 3	0	45	0	40	0	30	15	42.5	22.5	42.5
3 - 4	0	0	0	30	0	30	35	30	32.5	30
4 - 5	0	30	35	0	0	0	0	32.5	0	32.5
5 - 6	30	0	15	0	35	35	25	26.67	30	26.67
6 - 7	35	28.3	32.5	32.5	28.8	27.5	25	31.42	26.25	31.42
7 - 8	32.5	33.2	32.8	33.1	29	33.3	30	32.12	31.65	32.12
8 - 9	32.5	33.1	32.3	31.5	29.1	31.4	30	31.7	30.7	31.7
9 - 10	31.4	31.2	29.4	31.2	29.6	32.5	33.3	30.56	32.9	30.56
10 - 11	30	28.9	32	31	28.7	30.7	33.6	30.12	32.15	30.12
11 - 12	32.1	30	31	29.5	30	30.7	32.5	30.52	31.6	30.52
12 - 13	32.5	30	32	29.8	31.4	30.6	31.4	31.14	31	31.14
13 - 14	29.6	33.6	31.7	30	31.1	29.6	32.5	31.2	31.05	31.2
14 - 15	33.1	32.5	30	33.1	31.2	30.7	30	31.98	30.35	31.98
15 - 16	33.1	32.5	30	33.1	33.2	30	32.5	32.38	31.25	32.38
16 - 17	31.2	30	31.4	32.3	32.1	29.7	33	31.4	31.35	31.4
17 - 18	32.5	31.5	30.7	31.2	32	29.6	30	31.58	29.8	31.58
18 - 19	33.3	29.4	31.7	33.7	29.1	33	30	31.44	31.5	31.44
19 - 20	35	32.1	29.7	34.1	30	29.7	29	32.18	29.35	32.18
20 - 21	32.5	33.8	29	32.5	30	33.3	35	31.56	34.15	31.56
21 - 22	32.5	30	32.5	30	30	32.5	30	31	31.25	31
22 - 23	28.8	30	32.5	29	30	35	30	30.06	32.5	30.06
23 - 24	35	30	35	28.8	32.5	30	25	32.26	27.5	32.26
Totals	667.6	635.1	676.2	701.4	612.8	714.8	702.8			
% of Total	14.17%	13.48%	14.35%	14.89%	13.01%	15.17%	14.92%			

Incoming Weekly EightyFifthSpeeds  
The Barley Mow - Winchfield

from Mon-Dec-01-2025-12-00-AM to Wed-Dec-31-2025-11-59-PM

	08/12/2025	to	14/12/2025							
	Monday	Tuesday	Wednesday	Thursday	Friday	Saturday	Sunday	Week	Weekend	Week Day 85%
Hour	08/12/2025	09/12/2025	10/12/2025	11/12/2025	12/12/2025	13/12/2025	14/12/2025	Day Avg	Avg	Avg Speed
0 - 1	40	0	30	0	25	32.5	35	31.67	33.75	31.67
1 - 2	0	0	0	30	0	0	0	30	0	30
2 - 3	0	0	0	0	0	0	0	0	0	0
3 - 4	0	10	35	30	0	30	0	25	30	25
4 - 5	0	30	0	0	25	0	0	27.5	0	27.5
5 - 6	20	30	40	35	32.5	40	35	31.5	37.5	31.5
6 - 7	28.8	33.3	35	34.4	33.8	32.5	30	33.06	31.25	33.06
7 - 8	32	29.8	33.1	33.1	32.5	29.5	31.7	32.1	30.6	32.1
8 - 9	30.6	33	33.3	33.6	32.4	31.7	33.8	32.58	32.75	32.58
9 - 10	32.9	32.5	31.9	32.5	30.8	32.5	31.7	32.12	32.1	32.12
10 - 11	32.1	29.7	32.3	30.7	29.8	29.4	32.2	30.92	30.8	30.92
11 - 12	32.1	30	31.7	30.8	31.7	31.7	29.7	31.26	30.7	31.26
12 - 13	33.6	31.2	29.6	29.7	31.4	32.5	32	31.1	32.25	31.1
13 - 14	32	31.7	29.3	33	33.9	32.5	32.3	31.98	32.4	31.98
14 - 15	31.7	32.1	30.7	29.8	30	30	31.2	30.86	30.6	30.86
15 - 16	29.8	32.2	31.2	33.1	31.2	29	32.5	31.5	30.75	31.5
16 - 17	30.7	32.9	31.1	32.5	30.6	30.7	30.5	31.56	30.6	31.56
17 - 18	29.6	32.5	32.7	30.6	32.3	32.8	32.5	31.54	32.65	31.54
18 - 19	33.3	32.5	29.7	32	30.8	35	31.7	31.66	33.35	31.66
19 - 20	33.9	32.5	31.7	36.7	31.7	30	34.3	33.3	32.15	33.3
20 - 21	32.5	35	30	29	32.5	33.8	35	31.8	34.4	31.8
21 - 22	32.5	30	32.5	32.5	35	28.8	45	32.5	36.9	32.5
22 - 23	35	32.5	30	32.5	33.8	27.5	40	32.76	33.75	32.76
23 - 24	35	40	35	45	33.3	30	0	37.66	30	37.66
Totals	638.1	653.4	675.8	686.5	660	662.4	636.1			
% of Total	13.83%	14.17%	14.65%	14.88%	14.31%	14.36%	13.79%			

Incoming Weekly EightyFifthSpeeds  
The Barley Mow - Winchfield

from Mon-Dec-01-2025-12-00-AM to Wed-Dec-31-2025-11-59-PM

	15/12/2025	to	21/12/2025							
	Monday	Tuesday	Wednesday	Thursday	Friday	Saturday	Sunday	Week	Weekend	Week Day 85%
Hour	15/12/2025	16/12/2025	17/12/2025	18/12/2025	19/12/2025	20/12/2025	21/12/2025	Day Avg	Avg	Avg Speed
0 - 1	0	0	35	0	0	0	35	35	35	35
1 - 2	0	0	0	0	0	35	0	0	35	0
2 - 3	0	0	0	0	0	0	0	0	0	0
3 - 4	0	0	25	0	30	0	25	27.5	25	27.5
4 - 5	30	30	35	0	0	40	0	31.67	40	31.67
5 - 6	33.3	35	35	45	35	0	0	36.66	0	36.66
6 - 7	34.4	37.5	34.5	33.8	34	33.3	30	34.84	31.65	34.84
7 - 8	33.3	33.7	30.6	32.1	33.5	30	32.5	32.64	31.25	32.64
8 - 9	32.9	32.6	31.7	31	33.6	32	30	32.36	31	32.36
9 - 10	30.6	32.3	29.4	32.7	31	32.5	28.9	31.2	30.7	31.2
10 - 11	31.7	30.5	31	30	30.8	31.9	29.2	30.8	30.55	30.8
11 - 12	32	33	31.4	29.8	30.9	30	30.8	31.42	30.4	31.42
12 - 13	30.7	31.2	30.5	29.8	32.5	32.8	32.3	30.94	32.55	30.94
13 - 14	31.2	29.8	31.4	29.8	29.4	32.3	30	30.32	31.15	30.32
14 - 15	30	29.2	29.7	32.5	29.7	29.5	29.1	30.22	29.3	30.22
15 - 16	30	31.8	30	30	31.8	32.5	31.9	30.72	32.2	30.72
16 - 17	32.3	29.8	32.1	30	32.3	29.4	31	31.3	30.2	31.3
17 - 18	32.8	32.9	31.2	31.9	32.1	32.9	32.5	32.18	32.7	32.18
18 - 19	31.7	32.1	30	31.2	32.7	33.3	30	31.54	31.65	31.54
19 - 20	33.3	35	31.2	31.7	29.6	33.8	33.6	32.16	33.7	32.16
20 - 21	30	35	32.5	27.5	31.7	35	30	31.34	32.5	31.34
21 - 22	33.3	30	28.3	27.5	30	31.7	30	29.82	30.85	29.82
22 - 23	33.3	32.5	40	30	30	30	40	33.16	35	33.16
23 - 24	25	35	35	30	28.3	35	35	30.66	35	30.66
Totals	631.8	648.9	700.5	596.3	628.9	652.9	626.8			
% of Total	14.08%	14.46%	15.61%	13.29%	14.02%	14.55%	13.97%			

Incoming Weekly EightyFifthSpeeds  
The Barley Mow - Winchfield

from Mon-Dec-01-2025-12-00-AM to Wed-Dec-31-2025-11-59-PM

	22/12/2025	to	28/12/2025							
	Monday	Tuesday	Wednesday	Thursday	Friday	Saturday	Sunday	Week	Weekend	Week Day 85%
Hour	22/12/2025	23/12/2025	24/12/2025	25/12/2025	26/12/2025	27/12/2025	28/12/2025	Day Avg	Avg	Avg Speed
0 - 1	35	0	0	33.3	0	0	35	34.15	35	34.15
1 - 2	0	30	0	0	0	0	25	30	25	30
2 - 3	30	0	0	0	0	0	0	30	0	30
3 - 4	0	0	15	35	25	0	0	25	0	25
4 - 5	25	50	20	0	0	0	0	31.67	0	31.67
5 - 6	45	35	35	0	30	15	35	36.25	25	36.25
6 - 7	35	33.3	35	35	32.5	27.5	30	34.16	28.75	34.16
7 - 8	31.2	33.6	32.5	30	30	35	30	31.46	32.5	31.46
8 - 9	32.9	32.8	32.5	32.5	30	32.9	31.7	32.14	32.3	32.14
9 - 10	29.3	31.7	30	32.5	30	31	31	30.7	31	30.7
10 - 11	28.3	29.7	29.6	33.8	31.7	29.6	31.7	30.62	30.65	30.62
11 - 12	30	32	31.2	32.1	29.6	31.7	30.8	30.98	31.25	30.98
12 - 13	28.8	30.6	33.2	31	30	29.3	29.6	30.72	29.45	30.72
13 - 14	31.7	31.9	32.3	33.6	29.5	33.1	32.5	31.8	32.8	31.8
14 - 15	30.7	31.9	32.8	32.5	29.6	29.5	30	31.5	29.75	31.5
15 - 16	29.7	29.8	30.7	30	29.6	30	30	29.96	30	29.96
16 - 17	30	33	33	33.3	29.6	31.7	30	31.78	30.85	31.78
17 - 18	33.6	32.5	33.5	29.3	33.3	33.1	35	32.44	34.05	32.44
18 - 19	32.1	30.8	32.5	33.8	33.8	33.8	34.2	32.6	34	32.6
19 - 20	32.5	31.2	33.8	37.5	37.5	32.5	35	34.5	33.75	34.5
20 - 21	33.8	34.2	35	45	35	27.5	30	36.6	28.75	36.6
21 - 22	40	30	28.3	29	37.5	33.8	33.3	32.96	33.55	32.96
22 - 23	29.3	33.3	30	32.5	32.5	32.5	35	31.52	33.75	31.52
23 - 24	30	40	28.8	32.5	30	33.3	40	32.26	36.65	32.26
Totals	703.9	697.3	644.7	664.2	626.7	582.8	674.8			
% of Total	15.32%	15.18%	14.03%	14.46%	13.64%	12.69%	14.69%			

Incoming Weekly EightyFifthSpeeds  
The Barley Mow - Winchfield

from Mon-Dec-01-2025-12-00-AM to Wed-Dec-31-2025-11-59-PM

	29/12/2025	to	04/01/2026							
	Monday	Tuesday	Wednesday	Thursday	Friday	Saturday	Sunday	Week	Weekend	Week Day 85%
Hour	29/12/2025	30/12/2025	31/12/2025	01/01/2026	02/01/2026	03/01/2026	04/01/2026	Day Avg	Avg	Avg Speed
0 - 1	0	0	25	*	*	*	*	25	0	25
1 - 2	0	0	0	*	*	*	*	0	0	0
2 - 3	0	25	0	*	*	*	*	25	0	25
3 - 4	25	0	25	*	*	*	*	25	0	25
4 - 5	0	30	0	*	*	*	*	30	0	30
5 - 6	35	40	35	*	*	*	*	36.67	0	36.67
6 - 7	28.3	35	30	*	*	*	*	31.1	0	31.1
7 - 8	32.5	33	33.3	*	*	*	*	32.93	0	32.93
8 - 9	31.7	32.5	33.3	*	*	*	*	32.5	0	32.5
9 - 10	33.3	31.7	33.5	*	*	*	*	32.83	0	32.83
10 - 11	29.7	33.2	33.5	*	*	*	*	32.13	0	32.13
11 - 12	32.2	28.9	32.8	*	*	*	*	31.3	0	31.3
12 - 13	29.7	29.2	33.2	*	*	*	*	30.7	0	30.7
13 - 14	31	32.3	32.2	*	*	*	*	31.83	0	31.83
14 - 15	29.8	30	30.7	*	*	*	*	30.17	0	30.17
15 - 16	29.7	32.2	29.5	*	*	*	*	30.47	0	30.47
16 - 17	29.7	32.5	28.9	*	*	*	*	30.37	0	30.37
17 - 18	33	34.3	33.8	*	*	*	*	33.7	0	33.7
18 - 19	33.8	33	33.3	*	*	*	*	33.37	0	33.37
19 - 20	35	34.2	34	*	*	*	*	34.4	0	34.4
20 - 21	35	35	34	*	*	*	*	34.67	0	34.67
21 - 22	37.5	32.5	35	*	*	*	*	35	0	35
22 - 23	33.8	40	30	*	*	*	*	34.6	0	34.6
23 - 24	30	30	35	*	*	*	*	31.67	0	31.67
Totals	635.7	684.5	671	0	0	0	0			
% of Total	31.93%	34.38%	33.7%	0%	0%	0%	0%			

Incoming Monthly EightyFifthSpeeds  
The Barley Mow - Winchfield

from Mon-Dec-01-2025-12-00-AM to Wed-Dec-31-2025-11-59-PM

Hour	Dec 2025							Week Day Avg	Weekend Avg	Week Day 85% Avg Speed
	Monday	Tuesday	Wednesday	Thursday	Friday	Saturday	Sunday			
0 - 1	40	0	32.5	33.3	28.8	33.3	33	33.65	33.15	33.65
1 - 2	0	30	25	35	0	30	40	30	35	30
2 - 3	30	45	0	40	0	30	15	38.33	22.5	38.33
3 - 4	25	10	30	35	25	30	35	25	32.5	25
4 - 5	27.5	40	35	0	25	40	0	31.88	40	31.88
5 - 6	33.8	35	34.4	42.5	34.2	35	35	35.98	35	35.98
6 - 7	34	34.7	34.6	34	33.2	32	29.4	34.1	30.7	34.1
7 - 8	32.6	33	32.2	32.8	31.8	32.1	31.4	32.48	31.75	32.48
8 - 9	32.1	32.9	32.6	32.1	32.2	31.8	32.5	32.38	32.15	32.38
9 - 10	32.1	32.1	30.8	32.3	30.5	32.3	31.7	31.56	32	31.56
10 - 11	30.7	30.5	31.9	31.2	29.9	30.2	31.7	30.84	30.95	30.84
11 - 12	31.9	30.9	31.7	30.2	30.8	31.1	30	31.1	30.55	31.1
12 - 13	31.6	30	32	29.9	31.6	31.5	31.6	31.02	31.55	31.02
13 - 14	30.9	31.7	31.6	31.7	30.8	32.3	32.2	31.34	32.25	31.34
14 - 15	31.1	31.2	31	31.8	29.9	29.9	30.2	31	30.05	31
15 - 16	30.2	31.7	30	32.5	32	29.9	31.9	31.28	30.9	31.28
16 - 17	31.1	32	31.4	32.2	31.4	29.9	31	31.62	30.45	31.62
17 - 18	32.3	32.6	32.1	31.2	32.4	32.5	32.4	32.12	32.45	32.12
18 - 19	32.7	31.7	31.4	32.9	31.4	33.1	31.9	32.02	32.5	32.02
19 - 20	33.9	33.1	32.1	34.5	30.5	31.2	33.8	32.82	32.5	32.82
20 - 21	33	34.3	32.5	31.7	32	33.3	34.3	32.7	33.8	32.7
21 - 22	34.5	31.7	32.1	30	33.3	31.7	32	32.32	31.85	32.32
22 - 23	33.1	34.1	32.5	30.8	32.5	31.7	36.7	32.6	34.2	32.6
23 - 24	33.3	35	33	32.5	32	33.3	35	33.16	34.15	33.16

## Summary of Violators

The Barley Mow - Winchfield

from Mon-Dec-01-2025-12-00-AM to Wed-Dec-31-2025-11-59-PM

Starting Hour	Count	Average Speed of all Traffic	Violator Counts	Average Speed of Violators
00:00:00	2	42.5	2	42.5
01:00:00	0	N/A	N/A	N/A
02:00:00	0	N/A	N/A	N/A
03:00:00	0	N/A	N/A	N/A
04:00:00	0	N/A	N/A	N/A
05:00:00	0	N/A	N/A	N/A
06:00:00	9	26.1	3	34.2
07:00:00	46	12.3	12	32.9
08:00:00	66	12.9	20	33.5
09:00:00	42	14.9	7	33.2
10:00:00	43	15.3	7	33.2
11:00:00	30	16.8	7	32.5
12:00:00	32	17.1	7	33.2
13:00:00	37	18.4	5	34.5
14:00:00	26	21.5	6	33.3
15:00:00	43	16.9	14	33.6
16:00:00	37	16.3	7	32.5
17:00:00	47	15.7	11	33.4
18:00:00	26	20.9	10	33.0
19:00:00	23	24.0	10	34.0
20:00:00	9	24.4	2	32.5
21:00:00	8	23.4	2	32.5
22:00:00	4	20.6	0	0.0
23:00:00	1	32.5	1	32.5
00:00:00	0	N/A	N/A	N/A
01:00:00	0	N/A	N/A	N/A
02:00:00	1	42.5	1	42.5
03:00:00	0	N/A	N/A	N/A
04:00:00	1	27.5	0	0.0
05:00:00	0	N/A	N/A	N/A
06:00:00	4	25.0	0	0.0
07:00:00	37	18.6	11	33.9
08:00:00	62	13.1	22	33.0
09:00:00	37	18.3	6	34.2
10:00:00	25	17.4	2	32.5
11:00:00	37	13.6	4	32.5
12:00:00	29	16.7	4	32.5
13:00:00	25	21.3	10	33.5
14:00:00	33	21.2	10	33.0
15:00:00	43	18.2	10	33.5
16:00:00	37	18.0	8	33.1
17:00:00	79	11.8	14	33.2
18:00:00	37	16.7	4	33.8
19:00:00	23	15.9	6	32.5
20:00:00	16	21.9	6	33.3
21:00:00	6	27.5	1	32.5
22:00:00	3	29.2	1	32.5
23:00:00	2	27.5	0	0.0

## Summary of Violators

The Barley Mow - Winchfield

from Mon-Dec-01-2025-12-00-AM to Wed-Dec-31-2025-11-59-PM

00:00:00	2	30.0	1	32.5
01:00:00	1	22.5	0	0.0
02:00:00	0	N/A	N/A	N/A
03:00:00	0	N/A	N/A	N/A
04:00:00	1	32.5	1	32.5
05:00:00	0	N/A	N/A	N/A
06:00:00	5	21.5	1	32.5
07:00:00	44	12.9	16	32.5
08:00:00	58	13.7	16	32.8
09:00:00	29	20.3	3	32.5
10:00:00	34	20.5	7	34.6
11:00:00	25	19.0	5	32.5
12:00:00	21	22.4	4	32.5
13:00:00	37	18.5	9	32.5
14:00:00	22	23.5	4	33.8
15:00:00	49	15.5	6	34.2
16:00:00	62	12.0	14	33.2
17:00:00	57	13.5	9	34.2
18:00:00	38	17.6	10	32.5
19:00:00	24	20.5	3	32.5
20:00:00	11	20.9	0	0.0
21:00:00	12	24.0	4	32.5
22:00:00	7	21.1	2	32.5
23:00:00	1	32.5	1	32.5
00:00:00	2	27.5	0	0.0
01:00:00	1	32.5	1	32.5
02:00:00	2	25.0	1	37.5
03:00:00	0	N/A	N/A	N/A
04:00:00	1	27.5	0	0.0
05:00:00	0	N/A	N/A	N/A
06:00:00	6	22.9	2	32.5
07:00:00	34	18.9	11	33.0
08:00:00	61	13.7	16	32.5
09:00:00	44	14.9	8	33.1
10:00:00	35	17.0	7	33.2
11:00:00	35	14.9	3	32.5
12:00:00	34	17.4	4	32.5
13:00:00	43	14.3	5	32.5
14:00:00	33	17.9	10	34.0
15:00:00	51	15.2	18	33.6
16:00:00	42	16.0	11	32.5
17:00:00	74	12.9	16	33.1
18:00:00	37	17.8	17	33.1
19:00:00	34	20.6	14	33.6
20:00:00	28	22.0	8	33.1
21:00:00	26	18.3	4	33.8
22:00:00	11	21.8	1	32.5
23:00:00	4	27.5	0	0.0
00:00:00	4	27.5	0	0.0

## Summary of Violators

The Barley Mow - Winchfield

from Mon-Dec-01-2025-12-00-AM to Wed-Dec-31-2025-11-59-PM

01:00:00	0	N/A	N/A	N/A
02:00:00	0	N/A	N/A	N/A
03:00:00	0	N/A	N/A	N/A
04:00:00	0	N/A	N/A	N/A
05:00:00	0	N/A	N/A	N/A
06:00:00	5	23.0	1	32.5
07:00:00	36	17.4	2	32.5
08:00:00	57	11.2	3	32.5
09:00:00	55	12.1	5	32.5
10:00:00	41	16.0	4	32.5
11:00:00	30	15.8	5	32.5
12:00:00	49	16.2	9	34.2
13:00:00	51	14.4	8	32.5
14:00:00	39	17.9	10	33.0
15:00:00	59	13.3	17	33.4
16:00:00	52	15.0	11	32.5
17:00:00	46	16.8	12	32.5
18:00:00	27	17.5	2	32.5
19:00:00	22	17.3	1	32.5
20:00:00	14	18.6	3	32.5
21:00:00	10	19.8	2	32.5
22:00:00	7	23.6	1	37.5
23:00:00	7	27.5	2	32.5
00:00:00	5	28.5	1	32.5
01:00:00	3	27.5	0	0.0
02:00:00	1	27.5	0	0.0
03:00:00	1	27.5	0	0.0
04:00:00	0	N/A	N/A	N/A
05:00:00	1	32.5	1	32.5
06:00:00	5	20.5	0	0.0
07:00:00	15	25.3	4	33.8
08:00:00	35	15.9	7	32.5
09:00:00	53	14.3	14	32.9
10:00:00	44	13.8	8	33.1
11:00:00	48	14.1	8	32.5
12:00:00	48	16.7	10	33.5
13:00:00	46	14.6	4	33.8
14:00:00	40	14.5	6	32.5
15:00:00	48	14.8	9	32.5
16:00:00	30	18.2	3	32.5
17:00:00	20	19.5	3	32.5
18:00:00	22	22.4	5	33.5
19:00:00	38	14.7	5	32.5
20:00:00	17	24.0	4	33.8
21:00:00	9	25.3	3	32.5
22:00:00	9	25.8	2	35.0
23:00:00	7	29.6	3	35.8
00:00:00	3	29.2	1	32.5
01:00:00	2	30.0	1	37.5

## Summary of Violators

The Barley Mow - Winchfield

from Mon-Dec-01-2025-12-00-AM to Wed-Dec-31-2025-11-59-PM

02:00:00	2	6.3	0	0.0
03:00:00	2	25.0	1	32.5
04:00:00	0	N/A	N/A	N/A
05:00:00	1	22.5	0	0.0
06:00:00	1	22.5	0	0.0
07:00:00	9	22.8	1	32.5
08:00:00	13	14.4	1	32.5
09:00:00	21	20.0	8	32.5
10:00:00	32	20.3	10	34.0
11:00:00	16	23.1	4	33.8
12:00:00	34	17.0	8	33.1
13:00:00	32	18.1	9	33.1
14:00:00	27	17.4	4	32.5
15:00:00	24	21.8	5	34.5
16:00:00	20	20.0	6	32.5
17:00:00	22	22.0	4	35.0
18:00:00	16	19.5	2	32.5
19:00:00	12	22.7	1	37.5
20:00:00	7	29.6	3	34.2
21:00:00	3	15.8	0	0.0
22:00:00	3	20.8	0	0.0
23:00:00	0	N/A	N/A	N/A
00:00:00	2	30.0	1	37.5
01:00:00	0	N/A	N/A	N/A
02:00:00	0	N/A	N/A	N/A
03:00:00	0	N/A	N/A	N/A
04:00:00	0	N/A	N/A	N/A
05:00:00	1	17.5	0	0.0
06:00:00	4	12.5	0	0.0
07:00:00	51	15.2	11	33.4
08:00:00	60	11.1	10	33.0
09:00:00	50	15.2	17	33.1
10:00:00	39	17.1	8	33.1
11:00:00	33	18.3	7	33.2
12:00:00	40	18.0	14	33.2
13:00:00	39	17.8	8	34.4
14:00:00	36	17.2	7	32.5
15:00:00	47	14.2	7	32.5
16:00:00	50	14.0	8	33.8
17:00:00	54	12.8	6	33.3
18:00:00	37	18.3	9	34.2
19:00:00	20	17.0	9	33.1
20:00:00	14	27.0	4	33.8
21:00:00	14	25.0	5	33.5
22:00:00	9	20.8	2	35.0
23:00:00	1	32.5	1	32.5
00:00:00	0	N/A	N/A	N/A
01:00:00	0	N/A	N/A	N/A
02:00:00	0	N/A	N/A	N/A

## Summary of Violators

The Barley Mow - Winchfield

from Mon-Dec-01-2025-12-00-AM to Wed-Dec-31-2025-11-59-PM

03:00:00	1	7.5	0	0.0
04:00:00	1	27.5	0	0.0
05:00:00	1	27.5	0	0.0
06:00:00	7	28.2	3	32.5
07:00:00	46	13.2	6	33.3
08:00:00	66	15.1	18	33.6
09:00:00	47	15.1	14	32.9
10:00:00	28	20.0	3	32.5
11:00:00	38	14.5	6	32.5
12:00:00	44	16.5	7	33.2
13:00:00	53	13.9	14	32.5
14:00:00	41	16.8	8	33.8
15:00:00	40	17.0	11	33.0
16:00:00	41	14.7	14	32.9
17:00:00	34	17.8	9	32.5
18:00:00	34	16.8	11	33.0
19:00:00	16	22.7	4	32.5
20:00:00	11	24.3	3	35.8
21:00:00	4	28.8	1	37.5
22:00:00	5	22.0	2	32.5
23:00:00	4	25.0	1	37.5
00:00:00	1	27.5	0	0.0
01:00:00	0	N/A	N/A	N/A
02:00:00	0	N/A	N/A	N/A
03:00:00	2	30.0	1	32.5
04:00:00	0	N/A	N/A	N/A
05:00:00	2	35.0	2	35.0
06:00:00	17	25.0	11	33.4
07:00:00	35	18.0	9	33.6
08:00:00	57	14.6	22	33.0
09:00:00	50	16.6	11	33.4
10:00:00	46	16.7	11	33.0
11:00:00	37	14.7	9	33.1
12:00:00	34	14.7	4	32.5
13:00:00	48	12.9	6	32.5
14:00:00	45	14.8	7	32.5
15:00:00	41	14.8	9	33.1
16:00:00	52	13.6	9	33.1
17:00:00	40	20.0	13	32.9
18:00:00	32	16.5	4	32.5
19:00:00	17	17.2	2	32.5
20:00:00	9	28.1	3	32.5
21:00:00	10	25.0	2	32.5
22:00:00	6	25.0	1	32.5
23:00:00	3	22.5	1	32.5
00:00:00	0	N/A	N/A	N/A
01:00:00	1	27.5	0	0.0
02:00:00	0	N/A	N/A	N/A
03:00:00	1	27.5	0	0.0

## Summary of Violators

The Barley Mow - Winchfield

from Mon-Dec-01-2025-12-00-AM to Wed-Dec-31-2025-11-59-PM

04:00:00	0	N/A	N/A	N/A
05:00:00	3	35.8	3	35.8
06:00:00	17	25.9	11	33.4
07:00:00	44	17.4	15	32.8
08:00:00	49	17.1	18	33.3
09:00:00	40	18.0	13	33.3
10:00:00	42	16.1	9	32.5
11:00:00	33	17.1	6	32.5
12:00:00	36	16.2	4	33.8
13:00:00	35	15.7	11	33.0
14:00:00	44	14.9	5	32.5
15:00:00	42	16.5	15	33.2
16:00:00	50	15.0	11	33.0
17:00:00	42	16.1	9	33.1
18:00:00	43	12.4	11	32.5
19:00:00	12	26.7	6	35.0
20:00:00	8	18.8	0	0.0
21:00:00	16	18.0	4	32.5
22:00:00	7	26.1	2	32.5
23:00:00	2	35.0	1	42.5
00:00:00	4	18.1	0	0.0
01:00:00	0	N/A	N/A	N/A
02:00:00	0	N/A	N/A	N/A
03:00:00	0	N/A	N/A	N/A
04:00:00	1	22.5	0	0.0
05:00:00	4	23.1	2	32.5
06:00:00	14	19.5	5	34.5
07:00:00	33	18.8	8	33.8
08:00:00	63	12.2	17	32.8
09:00:00	70	11.2	12	32.5
10:00:00	54	14.0	6	32.5
11:00:00	35	18.9	10	34.0
12:00:00	57	13.9	10	32.5
13:00:00	43	15.8	15	34.2
14:00:00	55	13.6	7	32.5
15:00:00	62	12.1	10	32.5
16:00:00	60	13.1	12	32.9
17:00:00	66	12.1	15	33.2
18:00:00	39	13.8	8	32.5
19:00:00	20	20.9	3	34.2
20:00:00	15	24.5	5	32.5
21:00:00	7	28.9	2	35.0
22:00:00	7	21.1	4	32.5
23:00:00	9	27.5	2	32.5
00:00:00	5	30.5	3	32.5
01:00:00	0	N/A	N/A	N/A
02:00:00	0	N/A	N/A	N/A
03:00:00	0	N/A	N/A	N/A
04:00:00	1	27.5	0	0.0

## Summary of Violators

The Barley Mow - Winchfield

from Mon-Dec-01-2025-12-00-AM to Wed-Dec-31-2025-11-59-PM

05:00:00	2	32.5	1	37.5
06:00:00	5	28.5	2	32.5
07:00:00	15	16.8	2	35.0
08:00:00	41	17.0	8	33.8
09:00:00	50	15.7	14	32.5
10:00:00	47	14.3	4	32.5
11:00:00	65	11.8	15	32.5
12:00:00	55	16.5	14	32.9
13:00:00	58	15.3	15	33.5
14:00:00	56	14.0	8	33.8
15:00:00	43	13.1	3	32.5
16:00:00	47	14.8	6	33.3
17:00:00	27	20.1	11	32.5
18:00:00	14	21.3	3	35.8
19:00:00	26	16.8	3	32.5
20:00:00	9	23.3	4	33.8
21:00:00	10	27.0	1	32.5
22:00:00	14	18.0	1	32.5
23:00:00	9	17.5	1	32.5
00:00:00	4	23.1	3	32.5
01:00:00	0	N/A	N/A	N/A
02:00:00	0	N/A	N/A	N/A
03:00:00	0	N/A	N/A	N/A
04:00:00	0	N/A	N/A	N/A
05:00:00	1	32.5	1	32.5
06:00:00	3	27.5	0	0.0
07:00:00	12	22.7	2	32.5
08:00:00	23	24.3	10	33.0
09:00:00	24	17.3	5	32.5
10:00:00	48	15.6	12	33.3
11:00:00	64	12.8	8	32.5
12:00:00	50	15.5	9	33.1
13:00:00	44	16.6	12	32.5
14:00:00	55	16.4	13	32.9
15:00:00	40	15.7	10	32.5
16:00:00	59	14.6	9	32.5
17:00:00	26	19.0	8	32.5
18:00:00	17	18.2	4	33.8
19:00:00	9	23.6	6	32.5
20:00:00	11	31.1	6	35.8
21:00:00	3	32.5	1	42.5
22:00:00	2	32.5	1	37.5
23:00:00	0	N/A	N/A	N/A
00:00:00	0	N/A	N/A	N/A
01:00:00	0	N/A	N/A	N/A
02:00:00	0	N/A	N/A	N/A
03:00:00	0	N/A	N/A	N/A
04:00:00	2	27.5	0	0.0
05:00:00	3	21.7	3	32.5

## Summary of Violators

The Barley Mow - Winchfield

from Mon-Dec-01-2025-12-00-AM to Wed-Dec-31-2025-11-59-PM

06:00:00	24	21.1	10	34.0
07:00:00	54	15.3	21	33.0
08:00:00	74	11.8	19	33.8
09:00:00	55	11.6	9	32.5
10:00:00	40	17.5	9	34.2
11:00:00	40	14.9	10	32.5
12:00:00	35	14.7	6	32.5
13:00:00	45	14.7	7	32.5
14:00:00	45	16.2	8	33.1
15:00:00	54	14.2	9	33.1
16:00:00	51	17.5	13	33.3
17:00:00	62	13.6	17	32.8
18:00:00	23	16.5	5	32.5
19:00:00	19	25.9	7	33.2
20:00:00	8	27.5	2	32.5
21:00:00	6	30.0	3	32.5
22:00:00	6	23.8	3	32.5
23:00:00	1	22.5	0	0.0
00:00:00	0	N/A	N/A	N/A
01:00:00	0	N/A	N/A	N/A
02:00:00	0	N/A	N/A	N/A
03:00:00	0	N/A	N/A	N/A
04:00:00	1	27.5	0	0.0
05:00:00	9	26.1	5	34.5
06:00:00	15	25.7	12	34.2
07:00:00	59	14.2	30	32.8
08:00:00	69	12.7	19	33.0
09:00:00	53	15.2	12	33.3
10:00:00	53	14.3	11	32.5
11:00:00	48	15.3	12	33.8
12:00:00	37	17.2	8	33.8
13:00:00	53	14.3	7	33.2
14:00:00	47	14.1	4	32.5
15:00:00	67	13.7	15	32.8
16:00:00	51	13.4	6	32.5
17:00:00	49	15.5	12	33.3
18:00:00	42	16.6	11	33.9
19:00:00	21	19.8	6	34.2
20:00:00	12	27.3	6	34.2
21:00:00	15	18.5	1	32.5
22:00:00	7	20.4	4	32.5
23:00:00	2	32.5	2	32.5
00:00:00	0	N/A	N/A	N/A
01:00:00	1	32.5	1	32.5
02:00:00	0	N/A	N/A	N/A
03:00:00	1	22.5	0	0.0
04:00:00	1	32.5	1	32.5
05:00:00	2	16.3	2	32.5
06:00:00	16	25.5	12	33.3

## Summary of Violators

The Barley Mow - Winchfield

from Mon-Dec-01-2025-12-00-AM to Wed-Dec-31-2025-11-59-PM

07:00:00	51	14.3	10	32.5
08:00:00	63	12.7	14	32.5
09:00:00	64	12.1	5	33.5
10:00:00	47	14.3	11	32.5
11:00:00	46	17.4	9	33.1
12:00:00	60	13.9	10	32.5
13:00:00	52	15.8	12	32.5
14:00:00	47	15.2	6	33.3
15:00:00	58	12.9	9	33.1
16:00:00	48	12.1	11	32.5
17:00:00	68	10.7	13	32.5
18:00:00	42	14.2	7	33.2
19:00:00	20	18.4	4	32.5
20:00:00	7	22.1	1	32.5
21:00:00	8	19.4	1	32.5
22:00:00	9	26.7	3	37.5
23:00:00	3	29.2	1	32.5
00:00:00	0	N/A	N/A	N/A
01:00:00	0	N/A	N/A	N/A
02:00:00	0	N/A	N/A	N/A
03:00:00	0	N/A	N/A	N/A
04:00:00	0	N/A	N/A	N/A
05:00:00	2	37.5	2	37.5
06:00:00	18	19.7	11	32.5
07:00:00	30	19.1	8	33.1
08:00:00	60	12.7	10	32.5
09:00:00	40	16.1	11	33.0
10:00:00	40	14.4	7	32.5
11:00:00	41	15.2	4	32.5
12:00:00	39	13.8	6	32.5
13:00:00	42	14.5	6	32.5
14:00:00	32	19.4	8	33.1
15:00:00	42	14.6	6	32.5
16:00:00	35	16.8	6	33.3
17:00:00	34	15.2	8	32.5
18:00:00	19	17.5	3	32.5
19:00:00	24	20.6	4	33.8
20:00:00	14	21.6	2	35.0
21:00:00	5	24.5	0	0.0
22:00:00	8	18.8	1	32.5
23:00:00	2	25.0	0	0.0
00:00:00	0	N/A	N/A	N/A
01:00:00	0	N/A	N/A	N/A
02:00:00	0	N/A	N/A	N/A
03:00:00	1	17.5	0	0.0
04:00:00	1	27.5	0	0.0
05:00:00	4	35.0	4	35.0
06:00:00	12	24.2	5	33.5
07:00:00	30	20.3	12	32.9

## Summary of Violators

The Barley Mow - Winchfield

from Mon-Dec-01-2025-12-00-AM to Wed-Dec-31-2025-11-59-PM

08:00:00	65	11.5	26	32.7
09:00:00	50	14.9	11	33.4
10:00:00	45	16.0	8	33.8
11:00:00	61	14.6	11	32.5
12:00:00	59	16.2	17	33.1
13:00:00	56	12.5	5	33.5
14:00:00	68	12.9	8	33.1
15:00:00	76	11.0	16	32.8
16:00:00	58	12.7	15	33.2
17:00:00	67	12.4	16	33.1
18:00:00	36	17.6	10	32.5
19:00:00	35	16.8	5	32.5
20:00:00	16	22.8	2	32.5
21:00:00	9	23.9	2	32.5
22:00:00	10	22.0	1	32.5
23:00:00	6	27.5	1	32.5
00:00:00	0	N/A	N/A	N/A
01:00:00	1	32.5	1	32.5
02:00:00	0	N/A	N/A	N/A
03:00:00	0	N/A	N/A	N/A
04:00:00	1	37.5	1	37.5
05:00:00	0	N/A	N/A	N/A
06:00:00	3	30.8	2	32.5
07:00:00	11	22.5	3	32.5
08:00:00	19	15.4	2	32.5
09:00:00	39	19.8	14	32.9
10:00:00	44	17.7	9	33.6
11:00:00	46	16.6	6	32.5
12:00:00	40	18.5	12	32.9
13:00:00	37	17.9	10	32.5
14:00:00	42	16.4	5	33.5
15:00:00	49	14.8	9	33.6
16:00:00	37	15.3	6	32.5
17:00:00	31	20.6	8	33.1
18:00:00	12	26.7	3	34.2
19:00:00	15	28.5	6	33.3
20:00:00	11	29.3	4	35.0
21:00:00	11	16.6	3	32.5
22:00:00	7	22.9	1	32.5
23:00:00	2	30.0	1	32.5
00:00:00	1	32.5	1	32.5
01:00:00	1	27.5	0	0.0
02:00:00	0	N/A	N/A	N/A
03:00:00	1	22.5	0	0.0
04:00:00	0	N/A	N/A	N/A
05:00:00	0	N/A	N/A	N/A
06:00:00	6	20.4	1	32.5
07:00:00	5	27.5	2	32.5
08:00:00	9	22.8	2	35.0

## Summary of Violators

The Barley Mow - Winchfield

from Mon-Dec-01-2025-12-00-AM to Wed-Dec-31-2025-11-59-PM

09:00:00	19	18.4	1	32.5
10:00:00	30	16.5	2	32.5
11:00:00	33	18.6	6	32.5
12:00:00	50	15.1	13	32.5
13:00:00	31	15.3	5	32.5
14:00:00	40	16.6	3	32.5
15:00:00	36	18.1	6	32.5
16:00:00	30	19.9	7	32.5
17:00:00	27	18.1	7	33.2
18:00:00	16	22.3	2	32.5
19:00:00	18	23.5	7	33.2
20:00:00	5	25.5	2	32.5
21:00:00	11	26.6	2	32.5
22:00:00	3	30.8	1	37.5
23:00:00	2	30.0	1	32.5
00:00:00	1	32.5	1	32.5
01:00:00	0	N/A	N/A	N/A
02:00:00	1	27.5	0	0.0
03:00:00	0	N/A	N/A	N/A
04:00:00	2	22.5	0	0.0
05:00:00	3	30.8	1	42.5
06:00:00	6	26.3	3	34.2
07:00:00	21	19.6	5	32.5
08:00:00	30	18.0	8	33.1
09:00:00	11	20.7	1	32.5
10:00:00	14	20.4	1	32.5
11:00:00	8	21.6	1	32.5
12:00:00	16	19.7	1	32.5
13:00:00	28	17.5	5	32.5
14:00:00	48	16.6	10	33.0
15:00:00	29	15.3	3	32.5
16:00:00	43	14.4	6	32.5
17:00:00	35	19.7	13	33.3
18:00:00	25	17.6	7	32.5
19:00:00	29	19.1	7	33.2
20:00:00	8	21.9	5	32.5
21:00:00	5	26.0	2	37.5
22:00:00	8	20.0	0	0.0
23:00:00	2	22.5	0	0.0
00:00:00	0	N/A	N/A	N/A
01:00:00	1	27.5	0	0.0
02:00:00	0	N/A	N/A	N/A
03:00:00	0	N/A	N/A	N/A
04:00:00	2	35.0	1	47.5
05:00:00	2	35.0	2	35.0
06:00:00	7	22.9	3	32.5
07:00:00	16	24.7	7	33.2
08:00:00	39	16.7	11	33.0
09:00:00	30	16.2	6	32.5

## Summary of Violators

The Barley Mow - Winchfield

from Mon-Dec-01-2025-12-00-AM to Wed-Dec-31-2025-11-59-PM

10:00:00	52	14.1	6	33.3
11:00:00	58	16.4	13	33.7
12:00:00	50	14.3	10	33.0
13:00:00	50	13.9	10	33.5
14:00:00	36	16.9	9	33.1
15:00:00	53	12.7	7	33.2
16:00:00	42	16.5	12	33.3
17:00:00	35	16.9	10	32.5
18:00:00	30	18.0	5	32.5
19:00:00	19	20.8	5	32.5
20:00:00	12	23.1	7	33.2
21:00:00	10	22.3	1	32.5
22:00:00	5	28.5	3	32.5
23:00:00	2	32.5	1	37.5
00:00:00	1	27.5	0	0.0
01:00:00	0	N/A	N/A	N/A
02:00:00	0	N/A	N/A	N/A
03:00:00	1	12.5	0	0.0
04:00:00	1	17.5	0	0.0
05:00:00	2	32.5	2	32.5
06:00:00	8	31.9	5	36.5
07:00:00	20	24.6	6	34.2
08:00:00	18	21.8	3	34.2
09:00:00	38	19.0	5	33.5
10:00:00	46	16.0	5	33.5
11:00:00	39	17.3	7	32.5
12:00:00	57	15.9	21	33.0
13:00:00	44	16.7	9	33.6
14:00:00	44	14.1	12	32.9
15:00:00	43	16.9	9	32.5
16:00:00	30	20.5	6	34.2
17:00:00	28	21.3	12	32.9
18:00:00	15	20.5	3	32.5
19:00:00	14	25.9	6	33.3
20:00:00	8	28.8	3	34.2
21:00:00	6	27.5	1	32.5
22:00:00	9	19.2	1	32.5
23:00:00	6	18.3	1	32.5
00:00:00	7	28.9	3	32.5
01:00:00	0	N/A	N/A	N/A
02:00:00	0	N/A	N/A	N/A
03:00:00	1	32.5	1	32.5
04:00:00	0	N/A	N/A	N/A
05:00:00	0	N/A	N/A	N/A
06:00:00	2	25.0	1	32.5
07:00:00	5	23.5	0	0.0
08:00:00	7	28.2	2	32.5
09:00:00	17	21.6	5	32.5
10:00:00	18	22.9	5	33.5

## Summary of Violators

The Barley Mow - Winchfield

from Mon-Dec-01-2025-12-00-AM to Wed-Dec-31-2025-11-59-PM

11:00:00	27	19.3	7	33.2
12:00:00	25	19.5	6	32.5
13:00:00	16	21.3	7	32.5
14:00:00	22	20.1	5	33.5
15:00:00	13	22.1	2	35.0
16:00:00	13	23.3	4	33.8
17:00:00	10	20.5	1	32.5
18:00:00	9	15.8	4	32.5
19:00:00	9	25.3	5	34.5
20:00:00	3	23.3	1	42.5
21:00:00	5	22.0	0	0.0
22:00:00	4	15.0	1	32.5
23:00:00	5	29.5	3	32.5
00:00:00	1	27.5	0	0.0
01:00:00	0	N/A	N/A	N/A
02:00:00	0	N/A	N/A	N/A
03:00:00	2	20.0	0	0.0
04:00:00	0	N/A	N/A	N/A
05:00:00	1	27.5	0	0.0
06:00:00	4	27.5	1	32.5
07:00:00	6	28.3	2	32.5
08:00:00	5	25.5	1	32.5
09:00:00	12	20.8	2	32.5
10:00:00	18	21.4	4	32.5
11:00:00	27	14.7	3	32.5
12:00:00	27	15.3	4	33.8
13:00:00	24	18.2	3	32.5
14:00:00	26	18.6	3	32.5
15:00:00	26	20.9	3	34.2
16:00:00	26	16.8	2	32.5
17:00:00	17	21.9	9	32.5
18:00:00	8	30.0	5	32.5
19:00:00	4	32.5	3	35.8
20:00:00	8	23.1	3	34.2
21:00:00	6	22.5	4	35.0
22:00:00	6	18.3	1	32.5
23:00:00	3	29.2	1	32.5
00:00:00	0	N/A	N/A	N/A
01:00:00	0	N/A	N/A	N/A
02:00:00	0	N/A	N/A	N/A
03:00:00	0	N/A	N/A	N/A
04:00:00	0	N/A	N/A	N/A
05:00:00	1	12.5	0	0.0
06:00:00	5	20.0	0	0.0
07:00:00	10	23.0	3	35.8
08:00:00	21	19.2	7	32.5
09:00:00	24	20.9	3	32.5
10:00:00	38	15.5	6	33.3
11:00:00	24	24.0	6	32.5

## Summary of Violators

The Barley Mow - Winchfield

from Mon-Dec-01-2025-12-00-AM to Wed-Dec-31-2025-11-59-PM

12:00:00	44	16.5	4	32.5
13:00:00	34	16.1	14	32.5
14:00:00	34	16.8	5	32.5
15:00:00	34	15.0	4	32.5
16:00:00	30	18.5	6	33.3
17:00:00	20	19.3	9	32.5
18:00:00	9	23.9	3	32.5
19:00:00	15	24.2	4	32.5
20:00:00	6	24.2	1	32.5
21:00:00	7	24.3	4	32.5
22:00:00	8	28.1	2	32.5
23:00:00	6	23.8	3	32.5
00:00:00	3	27.5	1	32.5
01:00:00	1	22.5	0	0.0
02:00:00	0	N/A	N/A	N/A
03:00:00	0	N/A	N/A	N/A
04:00:00	0	N/A	N/A	N/A
05:00:00	1	32.5	1	32.5
06:00:00	3	27.5	0	0.0
07:00:00	8	24.4	1	32.5
08:00:00	12	20.2	3	32.5
09:00:00	18	20.7	3	32.5
10:00:00	25	22.1	8	32.5
11:00:00	40	16.4	6	32.5
12:00:00	38	15.5	5	32.5
13:00:00	38	15.1	8	33.1
14:00:00	37	17.2	7	33.2
15:00:00	39	15.6	6	33.3
16:00:00	23	15.9	3	32.5
17:00:00	14	28.2	5	33.5
18:00:00	18	24.3	8	33.8
19:00:00	6	30.8	4	33.8
20:00:00	8	21.6	1	32.5
21:00:00	8	28.1	3	32.5
22:00:00	6	30.0	3	34.2
23:00:00	1	37.5	1	37.5
00:00:00	0	N/A	N/A	N/A
01:00:00	0	N/A	N/A	N/A
02:00:00	0	N/A	N/A	N/A
03:00:00	1	22.5	0	0.0
04:00:00	0	N/A	N/A	N/A
05:00:00	1	32.5	1	32.5
06:00:00	5	25.5	0	0.0
07:00:00	9	29.2	4	32.5
08:00:00	19	19.5	3	32.5
09:00:00	25	20.3	8	33.1
10:00:00	32	15.9	6	32.5
11:00:00	41	17.7	10	33.0
12:00:00	47	14.4	6	33.3

## Summary of Violators

The Barley Mow - Winchfield

from Mon-Dec-01-2025-12-00-AM to Wed-Dec-31-2025-11-59-PM

13:00:00	43	15.4	6	33.3
14:00:00	39	15.7	6	33.3
15:00:00	40	14.7	4	33.8
16:00:00	28	16.5	4	35.0
17:00:00	20	20.9	6	33.3
18:00:00	12	25.6	4	33.8
19:00:00	18	25.0	8	33.8
20:00:00	6	27.5	2	35.0
21:00:00	6	25.4	3	34.2
22:00:00	6	32.5	5	33.5
23:00:00	4	26.3	1	32.5
00:00:00	0	N/A	N/A	N/A
01:00:00	0	N/A	N/A	N/A
02:00:00	0	N/A	N/A	N/A
03:00:00	1	22.5	0	0.0
04:00:00	1	27.5	0	0.0
05:00:00	2	35.0	2	35.0
06:00:00	5	30.5	2	35.0
07:00:00	13	25.0	4	32.5
08:00:00	17	22.2	5	33.5
09:00:00	34	18.1	10	32.5
10:00:00	48	16.5	13	33.7
11:00:00	37	14.8	3	32.5
12:00:00	55	13.3	4	32.5
13:00:00	42	16.3	11	32.5
14:00:00	44	17.2	7	32.5
15:00:00	45	16.9	10	33.0
16:00:00	35	19.0	10	33.5
17:00:00	27	16.0	9	34.2
18:00:00	17	21.6	6	32.5
19:00:00	16	26.7	7	33.2
20:00:00	8	28.1	3	34.2
21:00:00	10	23.3	4	32.5
22:00:00	5	33.5	4	35.0
23:00:00	2	32.5	1	37.5
00:00:00	1	22.5	0	0.0
01:00:00	0	N/A	N/A	N/A
02:00:00	0	N/A	N/A	N/A
03:00:00	1	22.5	0	0.0
04:00:00	0	N/A	N/A	N/A
05:00:00	1	32.5	1	32.5
06:00:00	6	27.5	1	32.5
07:00:00	10	19.8	3	32.5
08:00:00	11	28.9	6	32.5
09:00:00	23	20.2	9	33.1
10:00:00	36	21.8	16	32.8
11:00:00	37	18.9	9	33.6
12:00:00	41	16.4	14	32.9
13:00:00	35	18.1	9	33.1

Summary of Violators

The Barley Mow - Winchfield

from Mon-Dec-01-2025-12-00-AM to Wed-Dec-31-2025-11-59-PM

14:00:00	38	16.3	8	32.5
15:00:00	33	16.7	3	32.5
16:00:00	26	19.0	1	32.5
17:00:00	24	18.9	6	34.2
18:00:00	15	22.3	5	32.5
19:00:00	18	22.5	8	33.8
20:00:00	9	21.9	5	32.5
21:00:00	5	29.5	2	35.0
22:00:00	2	20.0	0	0.0
23:00:00	2	32.5	2	32.5

Incoming Histogram

The Barley Mow - Winchfield

from Mon-Dec-01-2025-12-00-AM to Wed-Dec-31-2025-11-59-PM

Date	Starting Hr:min	<15	15 to <20	20 to <25	25 to <30	30 to <35	35 to <40	40 to <45	45 to <50	50 to <55	55 to <60	60 to <65	65 to <70	70 to <75	75 to <80	80 to <85	85 to <90	90 to <95	95 to <100	100 to >105	Total Counts	Avg Speed (MPH)	85pet Speed	10MPH Pace	% in pace	# of Speeders	% Speeders	
01/12/2025	00:00	0	0	0	0	1	0	0	0	1	0	0	0	0	0	0	0	0	0	0	0	2	42	55	25 to 35	50.0	2	100.0
01/12/2025	01:00	0	0	0	0	0	0	0	0	0	0	0	0	0	0	0	0	0	0	0	0	0	0	0	*	*	*	*
01/12/2025	02:00	0	0	0	0	0	0	0	0	0	0	0	0	0	0	0	0	0	0	0	0	0	0	0	*	*	*	*
01/12/2025	03:00	0	0	0	0	0	0	0	0	0	0	0	0	0	0	0	0	0	0	0	0	0	0	0	*	*	*	*
01/12/2025	04:00	0	0	0	0	0	0	0	0	0	0	0	0	0	0	0	0	0	0	0	0	0	0	0	*	*	*	*
01/12/2025	05:00	0	0	0	1	0	0	0	0	0	0	0	0	0	0	0	0	0	0	0	0	1	27	30	20 to 30	100.0	*	*
01/12/2025	06:00	0	0	1	4	3	1	0	0	0	0	0	0	0	0	0	0	0	0	0	0	9	29.3	35	25 to 35	77.8	4	44.4
01/12/2025	07:00	1	1	12	23	12	2	0	0	0	0	0	0	0	0	0	0	0	0	0	0	51	27.2	32.5	20 to 30	68.6	14	27.5
01/12/2025	08:00	0	0	8	41	14	3	0	0	0	0	0	0	0	0	0	0	0	0	0	0	66	28.3	32.5	25 to 35	83.3	17	25.8
01/12/2025	09:00	0	1	10	22	7	1	0	0	0	0	0	0	0	0	0	0	0	0	0	0	41	26.9	31.4	20 to 30	78.0	8	19.5
01/12/2025	10:00	1	2	11	22	5	1	0	0	0	0	0	0	0	0	0	0	0	0	0	0	42	25.9	30	20 to 30	78.6	6	14.3
01/12/2025	11:00	0	3	4	14	7	0	0	0	0	0	0	0	0	0	0	0	0	0	0	0	28	26.8	32.1	25 to 35	75.0	7	25.0
01/12/2025	12:00	1	3	7	14	6	2	0	0	0	0	0	0	0	0	0	0	0	0	0	0	33	26.4	32.5	20 to 30	63.6	8	24.2
01/12/2025	13:00	2	4	12	13	3	1	0	0	0	0	0	0	0	0	0	0	0	0	0	0	35	24.2	29.6	20 to 30	71.4	4	11.4
01/12/2025	14:00	3	1	6	10	8	1	0	0	0	0	0	0	0	0	0	0	0	0	0	0	29	26	33.1	25 to 35	62.1	9	31.0
01/12/2025	15:00	2	1	4	23	8	3	0	0	0	0	0	0	0	0	0	0	0	0	0	0	41	27.5	33.1	25 to 35	75.6	11	26.8
01/12/2025	16:00	0	2	13	17	8	0	0	0	0	0	0	0	0	0	0	0	0	0	0	0	40	26.1	31.2	20 to 30	75.0	8	20.0
01/12/2025	17:00	3	3	7	19	10	0	1	0	0	0	0	0	0	0	0	0	0	0	0	0	43	26.2	32.5	25 to 35	67.4	11	25.6
01/12/2025	18:00	0	1	3	15	9	1	0	0	0	0	0	0	0	0	0	0	0	0	0	0	29	28.2	33.3	25 to 35	82.8	10	34.5
01/12/2025	19:00	0	2	2	6	6	3	0	0	0	0	0	0	0	0	0	0	0	0	0	0	19	28.7	35	25 to 35	63.2	9	47.4
01/12/2025	20:00	0	0	2	5	2	0	0	0	0	0	0	0	0	0	0	0	0	0	0	0	9	27.1	32.5	20 to 30	77.8	2	22.2
01/12/2025	21:00	0	2	1	3	2	0	0	0	0	0	0	0	0	0	0	0	0	0	0	0	8	25.3	32.5	25 to 35	62.5	2	25.0
01/12/2025	22:00	0	0	0	4	0	0	0	0	0	0	0	0	0	0	0	0	0	0	0	0	4	27.3	28.8	20 to 30	100.0	*	*
01/12/2025	23:00	0	0	0	0	1	0	0	0	0	0	0	0	0	0	0	0	0	0	0	0	1	32	35	25 to 35	100.0	1	100.0
24 Hr Summary		13	26	103	256	112	19	1	0	1	0	0	0	0	0	0	0	0	0	0	0	531	26.9	32.4	25 to 35	69.3	133	25.0

Incoming Histogram

The Barley Mow - Winchfield

from Mon-Dec-01-2025-12-00-AM to Wed-Dec-31-2025-11-59-PM

Date	Starting Hr:min	<15	15 to <20	20 to <25	25 to <30	30 to <35	35 to <40	40 to <45	45 to <50	50 to <55	55 to <60	60 to <65	65 to <70	70 to <75	75 to <80	80 to <85	85 to <90	90 to <95	95 to <100	100 to >105	Total Counts	Avg Speed (MPH)	85pet Speed	10MPH Pace	% in pace	# of Speeders	% Speeders
02/12/2025	00:00	0	0	0	0	0	0	0	0	0	0	0	0	0	0	0	0	0	0	0	0	0	0	*	*	*	*
02/12/2025	01:00	0	0	0	0	0	0	0	0	0	0	0	0	0	0	0	0	0	0	0	0	0	0	*	*	*	*
02/12/2025	02:00	0	0	0	0	0	0	1	0	0	0	0	0	0	0	0	0	0	0	0	1	42	45	35 to 45	100.0	1	100.0
02/12/2025	03:00	0	0	0	0	0	0	0	0	0	0	0	0	0	0	0	0	0	0	0	0	0	0	*	*	*	*
02/12/2025	04:00	0	0	0	1	0	0	0	0	0	0	0	0	0	0	0	0	0	0	0	1	27	30	20 to 30	100.0	*	*
02/12/2025	05:00	0	0	0	0	0	0	0	0	0	0	0	0	0	0	0	0	0	0	0	0	0	0	*	*	*	*
02/12/2025	06:00	0	1	0	3	0	0	0	0	0	0	0	0	0	0	0	0	0	0	0	4	24.5	28.3	20 to 30	75.0	*	*
02/12/2025	07:00	0	1	10	21	11	3	0	0	0	0	0	0	0	0	0	0	0	0	0	46	27.8	33.2	25 to 35	69.6	14	30.4
02/12/2025	08:00	0	1	5	31	18	2	0	0	0	0	0	0	0	0	0	0	0	0	0	57	28.7	33.1	25 to 35	86.0	20	35.1
02/12/2025	09:00	0	2	6	21	4	2	0	0	0	0	0	0	0	0	0	0	0	0	0	35	27	31.2	20 to 30	77.1	6	17.1
02/12/2025	10:00	2	2	7	14	1	0	0	0	0	0	0	0	0	0	0	0	0	0	0	26	24.2	28.9	20 to 30	80.8	1	3.8
02/12/2025	11:00	0	3	8	20	5	0	0	0	0	0	0	0	0	0	0	0	0	0	0	36	26.1	30	20 to 30	77.8	5	13.9
02/12/2025	12:00	2	2	7	13	4	0	0	0	0	0	0	0	0	0	0	0	0	0	0	28	25	30	20 to 30	71.4	4	14.3
02/12/2025	13:00	2	1	2	12	7	2	0	0	0	0	0	0	0	0	0	0	0	0	0	26	27.2	33.6	25 to 35	73.1	9	34.6
02/12/2025	14:00	0	3	9	14	10	1	0	0	0	0	0	0	0	0	0	0	0	0	0	37	26.8	32.5	25 to 35	64.9	11	29.7
02/12/2025	15:00	1	2	7	19	8	2	0	0	0	0	0	0	0	0	0	0	0	0	0	39	27	32.5	25 to 35	69.2	10	25.6
02/12/2025	16:00	1	4	16	17	6	1	0	0	0	0	0	0	0	0	0	0	0	0	0	45	25.2	30	20 to 30	73.3	7	15.6
02/12/2025	17:00	5	5	16	33	13	2	0	0	0	0	0	0	0	0	0	0	0	0	0	74	25.7	31.5	20 to 30	66.2	15	20.3
02/12/2025	18:00	2	2	9	16	2	1	0	0	0	0	0	0	0	0	0	0	0	0	0	32	24.9	29.4	20 to 30	78.1	3	9.4
02/12/2025	19:00	0	2	4	12	7	0	0	0	0	0	0	0	0	0	0	0	0	0	0	25	27.1	32.1	25 to 35	76.0	7	28.0
02/12/2025	20:00	0	0	2	7	4	1	0	0	0	0	0	0	0	0	0	0	0	0	0	14	28.7	33.8	25 to 35	78.6	5	35.7
02/12/2025	21:00	0	0	1	4	1	0	0	0	0	0	0	0	0	0	0	0	0	0	0	6	27	30	20 to 30	83.3	1	16.7
02/12/2025	22:00	0	0	0	3	1	0	0	0	0	0	0	0	0	0	0	0	0	0	0	4	28.3	30	25 to 35	100.0	1	25.0
02/12/2025	23:00	0	0	0	1	0	0	0	0	0	0	0	0	0	0	0	0	0	0	0	1	27	30	20 to 30	100.0	*	*
24 Hr Summary		15	31	109	262	102	17	1	0	0	0	0	0	0	0	0	0	0	0	0	537	26.6	31.9	20 to 30	69.1	120	22.3

Incoming Histogram

The Barley Mow - Winchfield

from Mon-Dec-01-2025-12-00-AM to Wed-Dec-31-2025-11-59-PM

Date	Starting Hr:min	<15	15 to <20	20 to <25	25 to <30	30 to <35	35 to <40	40 to <45	45 to <50	50 to <55	55 to <60	60 to <65	65 to <70	70 to <75	75 to <80	80 to <85	85 to <90	90 to <95	95 to <100	100 to >105	Total Counts	Avg Speed (MPH)	85pet Speed	10MPH Pace	% in pace	# of Speeders	% Speeders	
03/12/2025	00:00	0	0	0	1	1	0	0	0	0	0	0	0	0	0	0	0	0	0	0	0	2	29.5	35	25 to 35	100.0	1	50.0
03/12/2025	01:00	0	0	1	0	0	0	0	0	0	0	0	0	0	0	0	0	0	0	0	0	1	22	25	15 to 25	100.0	*	*
03/12/2025	02:00	0	0	0	0	0	0	0	0	0	0	0	0	0	0	0	0	0	0	0	0	0	0	0	*	*	*	*
03/12/2025	03:00	0	0	0	0	0	0	0	0	0	0	0	0	0	0	0	0	0	0	0	0	0	0	0	*	*	*	*
03/12/2025	04:00	0	0	0	0	1	0	0	0	0	0	0	0	0	0	0	0	0	0	0	0	1	32	35	25 to 35	100.0	1	100.0
03/12/2025	05:00	2	0	0	0	0	0	0	0	0	0	0	0	0	0	0	0	0	0	0	0	2	9.5	15	5 to 15	100.0	*	*
03/12/2025	06:00	0	0	0	2	2	0	0	0	0	0	0	0	0	0	0	0	0	0	0	0	4	29.5	32.5	25 to 35	100.0	2	50.0
03/12/2025	07:00	0	3	5	23	16	0	0	0	0	0	0	0	0	0	0	0	0	0	0	0	47	27.9	32.8	25 to 35	83.0	16	34.0
03/12/2025	08:00	1	1	11	28	15	1	0	0	0	0	0	0	0	0	0	0	0	0	0	0	57	27.3	32.3	25 to 35	75.4	16	28.1
03/12/2025	09:00	1	2	7	16	2	0	0	0	0	0	0	0	0	0	0	0	0	0	0	0	28	25	29.4	20 to 30	82.1	2	7.1
03/12/2025	10:00	3	0	6	16	5	1	1	0	0	0	0	0	0	0	0	0	0	0	0	0	32	26.1	32	20 to 30	68.8	7	21.9
03/12/2025	11:00	0	1	10	12	5	0	0	0	0	0	0	0	0	0	0	0	0	0	0	0	28	26	31	20 to 30	78.6	5	17.9
03/12/2025	12:00	0	2	6	7	5	0	0	0	0	0	0	0	0	0	0	0	0	0	0	0	20	25.9	32	20 to 30	65.0	5	25.0
03/12/2025	13:00	2	2	8	16	9	0	0	0	0	0	0	0	0	0	0	0	0	0	0	0	37	26	31.7	25 to 35	67.6	9	24.3
03/12/2025	14:00	0	1	6	14	3	1	0	0	0	0	0	0	0	0	0	0	0	0	0	0	25	26.6	30	20 to 30	80.0	4	16.0
03/12/2025	15:00	4	4	15	17	5	2	0	0	0	0	0	0	0	0	0	0	0	0	0	0	47	24.4	30	20 to 30	68.1	7	14.9
03/12/2025	16:00	0	4	19	29	11	2	0	0	0	0	0	0	0	0	0	0	0	0	0	0	65	26.5	31.4	20 to 30	73.8	13	20.0
03/12/2025	17:00	0	1	8	35	7	1	1	0	0	0	0	0	0	0	0	0	0	0	0	0	53	27.5	30.7	20 to 30	81.1	9	17.0
03/12/2025	18:00	2	1	11	14	9	0	0	0	0	0	0	0	0	0	0	0	0	0	0	0	37	25.9	31.7	20 to 30	67.6	9	24.3
03/12/2025	19:00	0	1	6	15	3	0	0	0	0	0	0	0	0	0	0	0	0	0	0	0	25	26.2	29.7	20 to 30	84.0	3	12.0
03/12/2025	20:00	2	0	2	5	0	0	0	0	0	0	0	0	0	0	0	0	0	0	0	0	9	22	29	20 to 30	77.8	*	*
03/12/2025	21:00	1	3	0	4	4	0	0	0	0	0	0	0	0	0	0	0	0	0	0	0	12	25	32.5	25 to 35	66.7	4	33.3
03/12/2025	22:00	0	0	0	5	2	0	0	0	0	0	0	0	0	0	0	0	0	0	0	0	7	28.7	32.5	25 to 35	100.0	2	28.6
03/12/2025	23:00	0	0	0	0	1	0	0	0	0	0	0	0	0	0	0	0	0	0	0	0	1	32	35	25 to 35	100.0	1	100.0
24 Hr Summary		18	26	121	259	106	8	2	0	0	0	0	0	0	0	0	0	0	0	0	0	540	26.3	31.7	20 to 30	70.4	116	21.5

Incoming Histogram

The Barley Mow - Winchfield

from Mon-Dec-01-2025-12-00-AM to Wed-Dec-31-2025-11-59-PM

Date	Starting Hr:min	<15	15 to <20	20 to <25	25 to <30	30 to <35	35 to <40	40 to <45	45 to <50	50 to <55	55 to <60	60 to <65	65 to <70	70 to <75	75 to <80	80 to <85	85 to <90	90 to <95	95 to <100	100 to >105	Total Counts	Avg Speed (MPH)	85pet Speed	10MPH Pace	% in pace	# of Speeders	% Speeders	
04/12/2025	00:00	0	0	0	2	0	0	0	0	0	0	0	0	0	0	0	0	0	0	0	0	2	27	30	20 to 30	100.0	*	*
04/12/2025	01:00	0	0	0	0	1	0	0	0	0	0	0	0	0	0	0	0	0	0	0	0	1	32	35	25 to 35	100.0	1	100.0
04/12/2025	02:00	1	0	0	0	0	1	0	0	0	0	0	0	0	0	0	0	0	0	0	0	2	24.5	40	5 to 15	50.0	1	50.0
04/12/2025	03:00	0	0	0	1	0	0	0	0	0	0	0	0	0	0	0	0	0	0	0	0	1	27	30	20 to 30	100.0	*	*
04/12/2025	04:00	0	0	0	0	0	0	0	0	0	0	0	0	0	0	0	0	0	0	0	0	0	0	0	*	*	*	*
04/12/2025	05:00	0	0	0	0	0	0	0	0	0	0	0	0	0	0	0	0	0	0	0	0	0	0	0	*	*	*	*
04/12/2025	06:00	0	1	0	4	2	0	0	0	0	0	0	0	0	0	0	0	0	0	0	0	7	27.1	32.5	25 to 35	85.7	2	28.6
04/12/2025	07:00	0	2	5	16	13	1	0	0	0	0	0	0	0	0	0	0	0	0	0	0	37	28.1	33.1	25 to 35	78.4	14	37.8
04/12/2025	08:00	2	3	10	34	13	0	0	0	0	0	0	0	0	0	0	0	0	0	0	0	62	26.6	31.5	25 to 35	75.8	13	21.0
04/12/2025	09:00	1	3	7	24	8	1	0	0	0	0	0	0	0	0	0	0	0	0	0	0	44	26.6	31.2	25 to 35	72.7	9	20.5
04/12/2025	10:00	0	1	9	15	5	1	0	0	0	0	0	0	0	0	0	0	0	0	0	0	31	26.6	31	20 to 30	77.4	6	19.4
04/12/2025	11:00	0	3	9	20	3	0	0	0	0	0	0	0	0	0	0	0	0	0	0	0	35	25.6	29.5	20 to 30	82.9	3	8.6
04/12/2025	12:00	2	1	8	21	4	0	0	0	0	0	0	0	0	0	0	0	0	0	0	0	36	25.6	29.8	20 to 30	80.6	4	11.1
04/12/2025	13:00	1	3	14	18	5	1	0	0	0	0	0	0	0	0	0	0	0	0	0	0	42	25.4	30	20 to 30	76.2	6	14.3
04/12/2025	14:00	0	0	3	22	8	1	1	0	0	0	0	0	0	0	0	0	0	0	0	0	35	28.7	33.1	25 to 35	85.7	10	28.6
04/12/2025	15:00	0	2	7	23	16	1	1	0	0	0	0	0	0	0	0	0	0	0	0	0	50	28.3	33.1	25 to 35	78.0	18	36.0
04/12/2025	16:00	2	1	7	23	13	0	0	0	0	0	0	0	0	0	0	0	0	0	0	0	46	26.8	32.3	25 to 35	78.3	13	28.3
04/12/2025	17:00	3	6	18	31	12	2	0	0	0	0	0	0	0	0	0	0	0	0	0	0	72	25.7	31.2	20 to 30	68.1	14	19.4
04/12/2025	18:00	1	0	6	13	15	2	0	0	0	0	0	0	0	0	0	0	0	0	0	0	37	28.6	33.7	25 to 35	75.7	17	45.9
04/12/2025	19:00	0	0	4	14	11	3	0	0	0	0	0	0	0	0	0	0	0	0	0	0	32	29.2	34.1	25 to 35	78.1	14	43.8
04/12/2025	20:00	0	0	5	13	6	1	0	0	0	0	0	0	0	0	0	0	0	0	0	0	25	27.8	32.5	25 to 35	76.0	7	28.0
04/12/2025	21:00	0	3	7	13	3	1	0	0	0	0	0	0	0	0	0	0	0	0	0	0	27	25.7	30	20 to 30	74.1	4	14.8
04/12/2025	22:00	0	1	4	5	1	0	0	0	0	0	0	0	0	0	0	0	0	0	0	0	11	24.8	29	20 to 30	81.8	1	9.1
04/12/2025	23:00	0	0	0	4	0	0	0	0	0	0	0	0	0	0	0	0	0	0	0	0	4	27	28.8	20 to 30	100.0	*	*
24 Hr Summary		13	30	123	316	139	16	2	0	0	0	0	0	0	0	0	0	0	0	0	0	639	26.9	32.2	25 to 35	71.2	157	24.6

Incoming Histogram

The Barley Mow - Winchfield

from Mon-Dec-01-2025-12-00-AM to Wed-Dec-31-2025-11-59-PM

Date	Starting Hr:min	<15	15 to <20	20 to <25	25 to <30	30 to <35	35 to <40	40 to <45	45 to <50	50 to <55	55 to <60	60 to <65	65 to <70	70 to <75	75 to <80	80 to <85	85 to <90	90 to <95	95 to <100	100 to >105	Total Counts	Avg Speed (MPH)	85pet Speed	10MPH Pace	% in pace	# of Speeders	% Speeders	
05/12/2025	00:00	0	0	0	3	0	0	0	0	0	0	0	0	0	0	0	0	0	0	0	0	3	27	30	20 to 30	100.0	*	*
05/12/2025	01:00	0	0	0	0	0	0	0	0	0	0	0	0	0	0	0	0	0	0	0	0	0	0	0	*	*	*	*
05/12/2025	02:00	0	0	0	0	0	0	0	0	0	0	0	0	0	0	0	0	0	0	0	0	0	0	0	*	*	*	*
05/12/2025	03:00	0	0	0	0	0	0	0	0	0	0	0	0	0	0	0	0	0	0	0	0	0	0	0	*	*	*	*
05/12/2025	04:00	0	0	0	0	0	0	0	0	0	0	0	0	0	0	0	0	0	0	0	0	0	0	0	*	*	*	*
05/12/2025	05:00	0	0	0	0	1	0	0	0	0	0	0	0	0	0	0	0	0	0	0	0	1	32	35	25 to 35	100.0	1	100.0
05/12/2025	06:00	0	0	1	4	0	0	0	0	0	0	0	0	0	0	0	0	0	0	0	0	5	26.2	28.8	20 to 30	100.0	*	*
05/12/2025	07:00	0	4	11	20	2	0	0	0	0	0	0	0	0	0	0	0	0	0	0	0	37	25	29	20 to 30	83.8	2	5.4
05/12/2025	08:00	2	4	17	32	3	0	0	0	0	0	0	0	0	0	0	0	0	0	0	0	58	24.8	29.1	20 to 30	84.5	3	5.2
05/12/2025	09:00	0	4	20	26	7	0	0	0	0	0	0	0	0	0	0	0	0	0	0	0	57	25.5	29.6	20 to 30	80.7	7	12.3
05/12/2025	10:00	0	2	18	15	2	0	0	0	0	0	0	0	0	0	0	0	0	0	0	0	37	24.6	28.7	20 to 30	89.2	2	5.4
05/12/2025	11:00	1	1	13	13	5	0	0	0	0	0	0	0	0	0	0	0	0	0	0	0	33	25.3	30	20 to 30	78.8	5	15.2
05/12/2025	12:00	1	5	20	13	7	1	1	0	0	0	0	0	0	0	0	0	0	0	0	0	48	25.1	31.4	20 to 30	68.8	9	18.8
05/12/2025	13:00	3	8	8	21	9	0	0	0	0	0	0	0	0	0	0	0	0	0	0	0	49	24.8	31.1	25 to 35	61.2	9	18.4
05/12/2025	14:00	4	2	10	22	8	1	0	0	0	0	0	0	0	0	0	0	0	0	0	0	47	25.5	31.2	20 to 30	68.1	9	19.1
05/12/2025	15:00	0	1	9	24	14	3	0	0	0	0	0	0	0	0	0	0	0	0	0	0	51	28.2	33.2	25 to 35	74.5	17	33.3
05/12/2025	16:00	1	0	14	27	14	0	0	0	0	0	0	0	0	0	0	0	0	0	0	0	56	27	32.1	20 to 30	73.2	14	25.0
05/12/2025	17:00	0	5	10	17	10	0	0	0	0	0	0	0	0	0	0	0	0	0	0	0	42	26.1	32	20 to 30	64.3	10	23.8
05/12/2025	18:00	1	4	8	16	1	0	0	0	0	0	0	0	0	0	0	0	0	0	0	0	30	24.1	29.1	20 to 30	80.0	1	3.3
05/12/2025	19:00	1	1	7	11	3	0	0	0	0	0	0	0	0	0	0	0	0	0	0	0	23	25	30	20 to 30	78.3	3	13.0
05/12/2025	20:00	0	1	4	3	1	0	0	0	0	0	0	0	0	0	0	0	0	0	0	0	9	24.3	30	20 to 30	77.8	1	11.1
05/12/2025	21:00	0	0	3	5	2	0	0	0	0	0	0	0	0	0	0	0	0	0	0	0	10	26.7	30	20 to 30	80.0	2	20.0
05/12/2025	22:00	0	0	2	4	0	1	0	0	0	0	0	0	0	0	0	0	0	0	0	0	7	27.1	30	20 to 30	85.7	1	14.3
05/12/2025	23:00	0	0	2	4	2	0	0	0	0	0	0	0	0	0	0	0	0	0	0	0	8	27	32.5	20 to 30	75.0	2	25.0
24 Hr Summary		14	42	177	280	91	6	1	0	0	0	0	0	0	0	0	0	0	0	0	611	25.6	30.3	20 to 30	74.8	98	16.0	

Incoming Histogram

The Barley Mow - Winchfield

from Mon-Dec-01-2025-12-00-AM to Wed-Dec-31-2025-11-59-PM

Date	Starting Hr:min	<15	15 to <20	20 to <25	25 to <30	30 to <35	35 to <40	40 to <45	45 to <50	50 to <55	55 to <60	60 to <65	65 to <70	70 to <75	75 to <80	80 to <85	85 to <90	90 to <95	95 to <100	100 to >105	Total Counts	Avg Speed (MPH)	85pet Speed	10MPH Pace	% in pace	# of Speeders	% Speeders	
06/12/2025	00:00	0	0	0	3	1	0	0	0	0	0	0	0	0	0	0	0	0	0	0	0	4	28.3	30	25 to 35	100.0	1	25.0
06/12/2025	01:00	0	0	0	3	0	0	0	0	0	0	0	0	0	0	0	0	0	0	0	0	3	27	30	20 to 30	100.0	*	*
06/12/2025	02:00	0	0	0	1	0	0	0	0	0	0	0	0	0	0	0	0	0	0	0	0	1	27	30	20 to 30	100.0	*	*
06/12/2025	03:00	0	0	0	1	0	0	0	0	0	0	0	0	0	0	0	0	0	0	0	0	1	27	30	20 to 30	100.0	*	*
06/12/2025	04:00	0	0	0	0	0	0	0	0	0	0	0	0	0	0	0	0	0	0	0	0	0	0	0	*	*	*	*
06/12/2025	05:00	0	0	0	0	1	0	0	0	0	0	0	0	0	0	0	0	0	0	0	0	1	32	35	25 to 35	100.0	1	100.0
06/12/2025	06:00	1	1	2	2	0	0	0	0	0	0	0	0	0	0	0	0	0	0	0	0	6	20.3	27.5	20 to 30	66.7	*	*
06/12/2025	07:00	0	1	3	8	3	1	0	0	0	0	0	0	0	0	0	0	0	0	0	0	16	27.1	33.3	20 to 30	68.8	4	25.0
06/12/2025	08:00	0	3	6	19	7	0	0	0	0	0	0	0	0	0	0	0	0	0	0	0	35	26.6	31.4	25 to 35	74.3	7	20.0
06/12/2025	09:00	1	4	11	24	14	1	0	0	0	0	0	0	0	0	0	0	0	0	0	55	26.7	32.5	25 to 35	69.1	15	27.3	
06/12/2025	10:00	1	6	6	23	7	1	0	0	0	0	0	0	0	0	0	0	0	0	0	44	26	30.7	25 to 35	68.2	8	18.2	
06/12/2025	11:00	1	1	12	24	7	1	0	0	0	0	0	0	0	0	0	0	0	0	0	46	26.4	30.7	20 to 30	78.3	8	17.4	
06/12/2025	12:00	2	4	12	24	8	1	0	0	0	0	0	0	0	0	0	0	0	0	0	51	25.7	30.6	20 to 30	70.6	9	17.6	
06/12/2025	13:00	3	4	8	24	4	1	0	0	0	0	0	0	0	0	0	0	0	0	0	44	25.1	29.6	20 to 30	72.7	5	11.4	
06/12/2025	14:00	4	0	4	26	7	0	0	0	0	0	0	0	0	0	0	0	0	0	0	41	26	30.7	25 to 35	80.5	7	17.1	
06/12/2025	15:00	1	4	13	25	8	0	0	0	0	0	0	0	0	0	0	0	0	0	0	51	25.6	30	20 to 30	74.5	8	15.7	
06/12/2025	16:00	0	0	8	15	3	0	0	0	0	0	0	0	0	0	0	0	0	0	0	26	26.2	29.7	20 to 30	88.5	3	11.5	
06/12/2025	17:00	1	0	2	14	2	0	0	0	0	0	0	0	0	0	0	0	0	0	0	19	26.5	29.6	20 to 30	84.2	2	10.5	
06/12/2025	18:00	0	2	5	8	5	1	0	0	0	0	0	0	0	0	0	0	0	0	0	21	26.7	33	20 to 30	61.9	6	28.6	
06/12/2025	19:00	3	0	16	15	5	0	0	0	0	0	0	0	0	0	0	0	0	0	0	39	24.7	29.7	20 to 30	79.5	5	12.8	
06/12/2025	20:00	0	2	3	7	3	1	0	0	0	0	0	0	0	0	0	0	0	0	0	16	26.5	33.3	20 to 30	62.5	4	25.0	
06/12/2025	21:00	1	1	2	2	2	0	0	0	0	0	0	0	0	0	0	0	0	0	0	8	23.9	32.5	20 to 30	50.0	2	25.0	
06/12/2025	22:00	1	0	3	3	2	2	0	0	0	0	0	0	0	0	0	0	0	0	0	11	27	35	20 to 30	54.5	4	36.4	
06/12/2025	23:00	0	0	2	2	0	1	0	0	0	0	0	0	0	0	0	0	0	0	0	5	27	30	20 to 30	80.0	1	20.0	
24 Hr Summary		20	33	118	273	89	11	0	0	0	0	0	0	0	0	0	0	0	0	0	544	26	31	20 to 30	71.9	100	18.4	

Incoming Histogram

The Barley Mow - Winchfield

from Mon-Dec-01-2025-12-00-AM to Wed-Dec-31-2025-11-59-PM

Date	Starting Hr:min	<15	15 to <20	20 to <25	25 to <30	30 to <35	35 to <40	40 to <45	45 to <50	50 to <55	55 to <60	60 to <65	65 to <70	70 to <75	75 to <80	80 to <85	85 to <90	90 to <95	95 to <100	100 to >105	Total Counts	Avg Speed (MPH)	85pet Speed	10MPH Pace	% in pace	# of Speeders	% Speeders	
07/12/2025	00:00	0	0	0	2	1	0	0	0	0	0	0	0	0	0	0	0	0	0	0	0	3	28.7	35	25 to 35	100.0	1	33.3
07/12/2025	01:00	0	0	1	0	0	1	0	0	0	0	0	0	0	0	0	0	0	0	0	0	2	29.5	40	15 to 25	50.0	1	50.0
07/12/2025	02:00	2	0	0	0	0	0	0	0	0	0	0	0	0	0	0	0	0	0	0	0	2	12.5	15	5 to 15	100.0	*	*
07/12/2025	03:00	0	1	0	0	1	0	0	0	0	0	0	0	0	0	0	0	0	0	0	0	2	24.5	35	10 to 20	50.0	1	50.0
07/12/2025	04:00	0	0	0	0	0	0	0	0	0	0	0	0	0	0	0	0	0	0	0	0	0	0	0	*	*	*	*
07/12/2025	05:00	0	0	1	0	0	0	0	0	0	0	0	0	0	0	0	0	0	0	0	0	1	22	25	15 to 25	100.0	*	*
07/12/2025	06:00	0	0	1	0	0	0	0	0	0	0	0	0	0	0	0	0	0	0	0	0	1	22	25	15 to 25	100.0	*	*
07/12/2025	07:00	0	1	2	5	1	0	0	0	0	0	0	0	0	0	0	0	0	0	0	0	9	25.4	30	20 to 30	77.8	1	11.1
07/12/2025	08:00	0	0	4	8	2	0	0	0	0	0	0	0	0	0	0	0	0	0	0	0	14	26.6	30	20 to 30	85.7	2	14.3
07/12/2025	09:00	1	1	4	8	9	0	0	0	0	0	0	0	0	0	0	0	0	0	0	0	23	27.2	33.3	25 to 35	73.9	9	39.1
07/12/2025	10:00	3	2	3	13	7	1	1	0	0	0	0	0	0	0	0	0	0	0	0	0	30	26.2	33.6	25 to 35	66.7	9	30.0
07/12/2025	11:00	2	0	3	8	2	1	0	0	0	0	0	0	0	0	0	0	0	0	0	0	16	25.6	32.5	20 to 30	68.8	3	18.8
07/12/2025	12:00	1	2	6	20	7	1	0	0	0	0	0	0	0	0	0	0	0	0	0	0	37	26.7	31.4	25 to 35	73.0	8	21.6
07/12/2025	13:00	0	2	6	15	8	1	0	0	0	0	0	0	0	0	0	0	0	0	0	0	32	27.3	32.5	25 to 35	71.9	9	28.1
07/12/2025	14:00	0	0	9	11	4	0	0	0	0	0	0	0	0	0	0	0	0	0	0	0	24	26.2	30	20 to 30	83.3	4	16.7
07/12/2025	15:00	1	3	6	12	4	2	0	0	0	0	0	0	0	0	0	0	0	0	0	0	28	25.9	32.5	20 to 30	64.3	6	21.4
07/12/2025	16:00	0	2	4	6	5	0	1	0	0	0	0	0	0	0	0	0	0	0	0	0	18	27.2	33	25 to 35	61.1	6	33.3
07/12/2025	17:00	1	1	5	10	3	0	0	0	0	0	0	0	0	0	0	0	0	0	0	0	20	25.4	30	20 to 30	75.0	3	15.0
07/12/2025	18:00	2	1	2	9	2	0	0	0	0	0	0	0	0	0	0	0	0	0	0	0	16	24.6	30	20 to 30	68.8	2	12.5
07/12/2025	19:00	1	1	3	5	0	1	0	0	0	0	0	0	0	0	0	0	0	0	0	0	11	24.4	29	20 to 30	72.7	1	9.1
07/12/2025	20:00	0	0	1	3	2	1	0	0	0	0	0	0	0	0	0	0	0	0	0	0	7	29.1	35	25 to 35	71.4	3	42.9
07/12/2025	21:00	2	0	0	1	0	0	0	0	0	0	0	0	0	0	0	0	0	0	0	0	3	15.3	30	5 to 15	66.7	*	*
07/12/2025	22:00	1	0	1	1	0	0	0	0	0	0	0	0	0	0	0	0	0	0	0	0	3	20.3	30	20 to 30	66.7	*	*
07/12/2025	23:00	0	0	1	0	0	0	0	0	0	0	0	0	0	0	0	0	0	0	0	0	1	22	25	15 to 25	100.0	*	*
24 Hr Summary		17	17	63	137	58	9	2	0	0	0	0	0	0	0	0	0	0	0	0	0	303	26	32.1	20 to 30	66.0	69	22.8

Incoming Histogram

The Barley Mow - Winchfield

from Mon-Dec-01-2025-12-00-AM to Wed-Dec-31-2025-11-59-PM

Date	Starting Hr:min	<15	15 to <20	20 to <25	25 to <30	30 to <35	35 to <40	40 to <45	45 to <50	50 to <55	55 to <60	60 to <65	65 to <70	70 to <75	75 to <80	80 to <85	85 to <90	90 to <95	95 to <100	100 to >105	Total Counts	Avg Speed (MPH)	85pet Speed	10MPH Pace	% in pace	# of Speeders	% Speeders	
08/12/2025	00:00	0	0	0	0	0	1	0	0	0	0	0	0	0	0	0	0	0	0	0	0	1	37	40	30 to 40	100.0	1	100.0
08/12/2025	01:00	0	0	0	0	0	0	0	0	0	0	0	0	0	0	0	0	0	0	0	0	0	0	0	*	*	*	*
08/12/2025	02:00	0	0	0	0	0	0	0	0	0	0	0	0	0	0	0	0	0	0	0	0	0	0	0	*	*	*	*
08/12/2025	03:00	0	0	0	0	0	0	0	0	0	0	0	0	0	0	0	0	0	0	0	0	0	0	0	*	*	*	*
08/12/2025	04:00	0	0	0	0	0	0	0	0	0	0	0	0	0	0	0	0	0	0	0	0	0	0	0	*	*	*	*
08/12/2025	05:00	0	1	0	0	0	0	0	0	0	0	0	0	0	0	0	0	0	0	0	0	1	17	20	10 to 20	100.0	*	*
08/12/2025	06:00	0	0	1	4	0	0	0	0	0	0	0	0	0	0	0	0	0	0	0	0	5	26.2	28.8	20 to 30	100.0	*	*
08/12/2025	07:00	0	3	9	30	10	2	0	0	0	0	0	0	0	0	0	0	0	0	0	0	54	27.2	32	25 to 35	74.1	12	22.2
08/12/2025	08:00	0	4	7	39	9	1	0	0	0	0	0	0	0	0	0	0	0	0	0	0	60	27	30.6	25 to 35	80.0	10	16.7
08/12/2025	09:00	2	1	6	26	14	2	0	0	0	0	0	0	0	0	0	0	0	0	0	0	51	27.7	32.9	25 to 35	78.4	16	31.4
08/12/2025	10:00	3	2	4	19	7	1	0	0	0	0	0	0	0	0	0	0	0	0	0	0	36	26	32.1	25 to 35	72.2	8	22.2
08/12/2025	11:00	0	3	3	21	7	1	0	0	0	0	0	0	0	0	0	0	0	0	0	0	35	27.2	32.1	25 to 35	80.0	8	22.9
08/12/2025	12:00	1	2	6	14	11	2	0	0	0	0	0	0	0	0	0	0	0	0	0	0	36	27.6	33.6	25 to 35	69.4	13	36.1
08/12/2025	13:00	2	2	5	23	5	3	0	0	0	0	0	0	0	0	0	0	0	0	0	0	40	26.7	32	20 to 30	70.0	8	20.0
08/12/2025	14:00	0	3	12	16	9	0	0	0	0	0	0	0	0	0	0	0	0	0	0	0	40	26.2	31.7	20 to 30	70.0	9	22.5
08/12/2025	15:00	2	3	12	21	5	0	0	0	0	0	0	0	0	0	0	0	0	0	0	0	43	25.1	29.8	20 to 30	76.7	5	11.6
08/12/2025	16:00	3	0	21	20	7	2	0	0	0	0	0	0	0	0	0	0	0	0	0	0	53	25.4	30.7	20 to 30	77.4	9	17.0
08/12/2025	17:00	0	5	8	34	4	1	0	0	0	0	0	0	0	0	0	0	0	0	0	0	52	26.2	29.6	20 to 30	80.8	5	9.6
08/12/2025	18:00	1	2	9	14	6	3	0	0	0	0	0	0	0	0	0	0	0	0	0	0	35	26.7	33.3	20 to 30	65.7	9	25.7
08/12/2025	19:00	0	1	6	5	9	1	0	0	0	0	0	0	0	0	0	0	0	0	0	0	22	27.9	33.9	25 to 35	63.6	10	45.5
08/12/2025	20:00	0	0	1	8	2	1	0	0	0	0	0	0	0	0	0	0	0	0	0	0	12	28.3	32.5	25 to 35	83.3	3	25.0
08/12/2025	21:00	0	1	0	11	4	1	0	0	0	0	0	0	0	0	0	0	0	0	0	0	17	28.4	32.5	25 to 35	88.2	5	29.4
08/12/2025	22:00	1	0	1	2	1	1	0	0	0	0	0	0	0	0	0	0	0	0	0	0	6	26.2	35	20 to 30	50.0	2	33.3
08/12/2025	23:00	0	0	0	0	1	0	0	0	0	0	0	0	0	0	0	0	0	0	0	0	1	32	35	25 to 35	100.0	1	100.0
24 Hr Summary		15	33	111	307	111	23	0	0	0	0	0	0	0	0	0	0	0	0	0	600	26.7	32	20 to 30	69.7	134	22.3	

Incoming Histogram

The Barley Mow - Winchfield

from Mon-Dec-01-2025-12-00-AM to Wed-Dec-31-2025-11-59-PM

Date	Starting Hr:min	<15	15 to <20	20 to <25	25 to <30	30 to <35	35 to <40	40 to <45	45 to <50	50 to <55	55 to <60	60 to <65	65 to <70	70 to <75	75 to <80	80 to <85	85 to <90	90 to <95	95 to <100	100 to >105	Total Counts	Avg Speed (MPH)	85pet Speed	10MPH Pace	% in pace	# of Speeders	% Speeders	
09/12/2025	00:00	0	0	0	0	0	0	0	0	0	0	0	0	0	0	0	0	0	0	0	0	0	0	*	*	*	*	
09/12/2025	01:00	0	0	0	0	0	0	0	0	0	0	0	0	0	0	0	0	0	0	0	0	0	0	*	*	*	*	
09/12/2025	02:00	0	0	0	0	0	0	0	0	0	0	0	0	0	0	0	0	0	0	0	0	0	0	*	*	*	*	
09/12/2025	03:00	1	0	0	0	0	0	0	0	0	0	0	0	0	0	0	0	0	0	0	0	1	7	10	0 to 10	100.0	*	*
09/12/2025	04:00	0	0	0	1	0	0	0	0	0	0	0	0	0	0	0	0	0	0	0	0	1	27	30	20 to 30	100.0	*	*
09/12/2025	05:00	0	0	1	1	0	0	0	0	0	0	0	0	0	0	0	0	0	0	0	0	2	24.5	30	20 to 30	100.0	*	*
09/12/2025	06:00	0	0	2	2	3	0	0	0	0	0	0	0	0	0	0	0	0	0	0	0	7	27.7	33.3	25 to 35	71.4	3	42.9
09/12/2025	07:00	0	0	12	31	5	1	0	0	0	0	0	0	0	0	0	0	0	0	0	0	49	26.8	29.8	20 to 30	87.8	6	12.2
09/12/2025	08:00	1	3	12	33	15	4	0	0	0	0	0	0	0	0	0	0	0	0	0	0	68	27.5	33	25 to 35	70.6	19	27.9
09/12/2025	09:00	1	1	4	25	12	1	0	0	0	0	0	0	0	0	0	0	0	0	0	0	44	27.8	32.5	25 to 35	84.1	13	29.5
09/12/2025	10:00	0	3	9	17	4	0	0	0	0	0	0	0	0	0	0	0	0	0	0	0	33	25.6	29.7	20 to 30	78.8	4	12.1
09/12/2025	11:00	1	1	5	21	5	0	0	0	0	0	0	0	0	0	0	0	0	0	0	0	33	26.5	30	20 to 30	78.8	5	15.2
09/12/2025	12:00	1	2	11	22	8	1	0	0	0	0	0	0	0	0	0	0	0	0	0	0	45	26.4	31.2	20 to 30	73.3	9	20.0
09/12/2025	13:00	1	4	10	26	12	0	0	0	0	0	0	0	0	0	0	0	0	0	0	0	53	26.5	31.7	25 to 35	71.7	12	22.6
09/12/2025	14:00	0	2	11	17	7	2	0	0	0	0	0	0	0	0	0	0	0	0	0	0	39	26.7	32.1	20 to 30	71.8	9	23.1
09/12/2025	15:00	0	0	7	21	9	1	0	0	0	0	0	0	0	0	0	0	0	0	0	0	38	27.9	32.2	25 to 35	78.9	10	26.3
09/12/2025	16:00	0	2	8	22	14	1	0	0	0	0	0	0	0	0	0	0	0	0	0	0	47	27.8	32.9	25 to 35	76.6	15	31.9
09/12/2025	17:00	0	0	5	18	8	1	0	0	0	0	0	0	0	0	0	0	0	0	0	0	32	28	32.5	25 to 35	81.3	9	28.1
09/12/2025	18:00	0	0	5	16	10	0	0	0	0	0	0	0	0	0	0	0	0	0	0	0	31	28.1	32.5	25 to 35	83.9	10	32.3
09/12/2025	19:00	0	0	2	9	4	0	0	0	0	0	0	0	0	0	0	0	0	0	0	0	15	27.9	32.5	25 to 35	86.7	4	26.7
09/12/2025	20:00	0	0	1	7	1	2	0	0	0	0	0	0	0	0	0	0	0	0	0	0	11	29	35	20 to 30	72.7	3	27.3
09/12/2025	21:00	0	0	1	3	0	1	0	0	0	0	0	0	0	0	0	0	0	0	0	0	5	28	30	20 to 30	80.0	1	20.0
09/12/2025	22:00	0	0	1	2	2	0	0	0	0	0	0	0	0	0	0	0	0	0	0	0	5	28.2	32.5	25 to 35	80.0	2	40.0
09/12/2025	23:00	1	0	1	0	0	1	0	0	0	0	0	0	0	0	0	0	0	0	0	0	3	23.7	40	5 to 15	33.3	1	33.3
24 Hr Summary		7	18	108	294	119	16	0	0	0	0	0	0	0	0	0	0	0	0	0	0	562	27.1	32.1	25 to 35	73.5	135	24.0

Incoming Histogram

The Barley Mow - Winchfield

from Mon-Dec-01-2025-12-00-AM to Wed-Dec-31-2025-11-59-PM

Date	Starting Hr:min	<15	15 to <20	20 to <25	25 to <30	30 to <35	35 to <40	40 to <45	45 to <50	50 to <55	55 to <60	60 to <65	65 to <70	70 to <75	75 to <80	80 to <85	85 to <90	90 to <95	95 to <100	100 to >105	Total Counts	Avg Speed (MPH)	85pet Speed	10MPH Pace	% in pace	# of Speeders	% Speeders	
10/12/2025	00:00	0	0	0	1	0	0	0	0	0	0	0	0	0	0	0	0	0	0	0	0	1	27	30	20 to 30	100.0	*	*
10/12/2025	01:00	0	0	0	0	0	0	0	0	0	0	0	0	0	0	0	0	0	0	0	0	0	0	0	*	*	*	*
10/12/2025	02:00	0	0	0	0	0	0	0	0	0	0	0	0	0	0	0	0	0	0	0	0	0	0	0	*	*	*	*
10/12/2025	03:00	0	0	0	1	1	0	0	0	0	0	0	0	0	0	0	0	0	0	0	0	2	29.5	35	25 to 35	100.0	1	50.0
10/12/2025	04:00	0	0	0	0	0	0	0	0	0	0	0	0	0	0	0	0	0	0	0	0	0	0	0	*	*	*	*
10/12/2025	05:00	0	0	0	0	2	1	0	0	0	0	0	0	0	0	0	0	0	0	0	0	3	33.7	40	30 to 40	100.0	3	100.0
10/12/2025	06:00	0	0	2	4	8	2	0	0	0	0	0	0	0	0	0	0	0	0	0	0	16	30.3	35	25 to 35	75.0	10	62.5
10/12/2025	07:00	0	1	9	20	8	3	0	0	0	0	0	0	0	0	0	0	0	0	0	0	41	27.6	33.1	20 to 30	70.7	11	26.8
10/12/2025	08:00	0	4	9	21	21	1	0	0	0	0	0	0	0	0	0	0	0	0	0	0	56	27.9	33.3	25 to 35	75.0	22	39.3
10/12/2025	09:00	9	6	8	14	8	2	0	0	0	0	0	0	0	0	0	0	0	0	0	0	47	23.4	31.9	20 to 30	46.8	10	21.3
10/12/2025	10:00	1	3	11	22	11	1	0	0	0	0	0	0	0	0	0	0	0	0	0	0	49	26.6	32.3	20 to 30	67.3	12	24.5
10/12/2025	11:00	0	2	5	19	6	1	0	0	0	0	0	0	0	0	0	0	0	0	0	0	33	27.2	31.7	25 to 35	75.8	7	21.2
10/12/2025	12:00	1	1	15	13	4	0	0	0	0	0	0	0	0	0	0	0	0	0	0	0	34	24.8	29.6	20 to 30	82.4	4	11.8
10/12/2025	13:00	4	6	19	15	6	0	0	0	0	0	0	0	0	0	0	0	0	0	0	0	50	23.5	29.3	20 to 30	68.0	6	12.0
10/12/2025	14:00	1	0	15	19	7	0	0	0	0	0	0	0	0	0	0	0	0	0	0	0	42	25.9	30.7	20 to 30	81.0	7	16.7
10/12/2025	15:00	0	0	8	28	8	1	0	0	0	0	0	0	0	0	0	0	0	0	0	0	45	27.6	31.2	20 to 30	80.0	9	20.0
10/12/2025	16:00	0	1	11	28	9	1	0	0	0	0	0	0	0	0	0	0	0	0	0	0	50	27.1	31.1	20 to 30	78.0	10	20.0
10/12/2025	17:00	2	4	8	15	11	1	0	0	0	0	0	0	0	0	0	0	0	0	0	0	41	26.1	32.7	25 to 35	63.4	12	29.3
10/12/2025	18:00	1	1	6	19	4	0	0	0	0	0	0	0	0	0	0	0	0	0	0	0	31	26.2	29.7	20 to 30	80.6	4	12.9
10/12/2025	19:00	0	0	7	6	3	0	0	0	0	0	0	0	0	0	0	0	0	0	0	0	16	26	31.7	20 to 30	81.3	3	18.8
10/12/2025	20:00	0	0	3	5	2	0	0	0	0	0	0	0	0	0	0	0	0	0	0	0	10	26.5	30	20 to 30	80.0	2	20.0
10/12/2025	21:00	0	2	2	2	2	0	0	0	0	0	0	0	0	0	0	0	0	0	0	0	8	24.5	32.5	15 to 25	50.0	2	25.0
10/12/2025	22:00	1	1	2	2	1	0	0	0	0	0	0	0	0	0	0	0	0	0	0	0	7	22	30	20 to 30	57.1	1	14.3
10/12/2025	23:00	0	0	0	1	1	0	0	0	0	0	0	0	0	0	0	0	0	0	0	0	2	29.5	35	25 to 35	100.0	1	50.0
24 Hr Summary		20	32	140	255	123	14	0	0	0	0	0	0	0	0	0	0	0	0	0	584	26.3	32	20 to 30	67.6	137	23.5	

Incoming Histogram

The Barley Mow - Winchfield

from Mon-Dec-01-2025-12-00-AM to Wed-Dec-31-2025-11-59-PM

Date	Starting Hr:min	<15	15 to <20	20 to <25	25 to <30	30 to <35	35 to <40	40 to <45	45 to <50	50 to <55	55 to <60	60 to <65	65 to <70	70 to <75	75 to <80	80 to <85	85 to <90	90 to <95	95 to <100	100 to >105	Total Counts	Avg Speed (MPH)	85pet Speed	10MPH Pace	% in pace	# of Speeders	% Speeders	
11/12/2025	00:00	0	0	0	0	0	0	0	0	0	0	0	0	0	0	0	0	0	0	0	0	0	0	*	*	*	*	
11/12/2025	01:00	0	0	0	1	0	0	0	0	0	0	0	0	0	0	0	0	0	0	0	0	1	27	30	20 to 30	100.0	*	*
11/12/2025	02:00	0	0	0	0	0	0	0	0	0	0	0	0	0	0	0	0	0	0	0	0	0	0	*	*	*	*	
11/12/2025	03:00	0	0	0	1	0	0	0	0	0	0	0	0	0	0	0	0	0	0	0	0	1	27	30	20 to 30	100.0	*	*
11/12/2025	04:00	0	0	0	0	0	0	0	0	0	0	0	0	0	0	0	0	0	0	0	0	0	0	*	*	*	*	
11/12/2025	05:00	0	0	0	0	3	0	1	0	0	0	0	0	0	0	0	0	0	0	0	0	4	34.5	35	25 to 35	75.0	4	100.0
11/12/2025	06:00	0	0	1	6	9	2	0	0	0	0	0	0	0	0	0	0	0	0	0	0	18	30.5	34.4	25 to 35	83.3	11	61.1
11/12/2025	07:00	0	5	6	18	16	1	0	0	0	0	0	0	0	0	0	0	0	0	0	0	46	27.6	33.1	25 to 35	73.9	17	37.0
11/12/2025	08:00	3	0	6	24	14	3	1	0	0	0	0	0	0	0	0	0	0	0	0	0	51	28.1	33.6	25 to 35	74.5	18	35.3
11/12/2025	09:00	2	1	7	18	12	0	0	0	0	0	0	0	0	0	0	0	0	0	0	0	40	26.9	32.5	25 to 35	75.0	12	30.0
11/12/2025	10:00	0	3	11	18	7	0	0	0	0	0	0	0	0	0	0	0	0	0	0	0	39	26	30.7	20 to 30	74.4	7	17.9
11/12/2025	11:00	1	2	12	14	6	0	0	0	0	0	0	0	0	0	0	0	0	0	0	0	35	25.4	30.8	20 to 30	74.3	6	17.1
11/12/2025	12:00	1	2	8	18	3	1	0	0	0	0	0	0	0	0	0	0	0	0	0	0	33	25.8	29.7	20 to 30	78.8	4	12.1
11/12/2025	13:00	0	1	10	13	10	1	0	0	0	0	0	0	0	0	0	0	0	0	0	0	35	27.3	33	20 to 30	65.7	11	31.4
11/12/2025	14:00	2	3	10	22	5	0	0	0	0	0	0	0	0	0	0	0	0	0	0	0	42	25.3	29.8	20 to 30	76.2	5	11.9
11/12/2025	15:00	1	4	7	18	13	2	0	0	0	0	0	0	0	0	0	0	0	0	0	0	45	27.1	33.1	25 to 35	68.9	15	33.3
11/12/2025	16:00	1	4	8	25	12	2	0	0	0	0	0	0	0	0	0	0	0	0	0	0	52	27	32.5	25 to 35	71.2	14	26.9
11/12/2025	17:00	0	3	11	22	8	0	0	0	0	0	0	0	0	0	0	0	0	0	0	0	44	26.3	30.6	20 to 30	75.0	8	18.2
11/12/2025	18:00	0	0	9	19	10	0	0	0	0	0	0	0	0	0	0	0	0	0	0	0	38	27.4	32	25 to 35	76.3	10	26.3
11/12/2025	19:00	0	0	0	5	2	3	0	0	0	0	0	0	0	0	0	0	0	0	0	0	10	31.2	36.7	25 to 35	70.0	5	50.0
11/12/2025	20:00	0	0	3	5	0	0	0	0	0	0	0	0	0	0	0	0	0	0	0	0	8	25.4	29	20 to 30	100.0	*	*
11/12/2025	21:00	0	1	3	8	4	0	0	0	0	0	0	0	0	0	0	0	0	0	0	0	16	27	32.5	25 to 35	75.0	4	25.0
11/12/2025	22:00	0	0	4	1	2	0	0	0	0	0	0	0	0	0	0	0	0	0	0	0	7	25.6	32.5	20 to 30	71.4	2	28.6
11/12/2025	23:00	0	0	0	1	0	0	1	0	0	0	0	0	0	0	0	0	0	0	0	0	2	34.5	45	20 to 30	50.0	1	50.0
24 Hr Summary		11	29	116	257	136	15	3	0	0	0	0	0	0	0	0	0	0	0	0	0	567	27	32.5	25 to 35	69.3	154	27.2

Incoming Histogram

The Barley Mow - Winchfield

from Mon-Dec-01-2025-12-00-AM to Wed-Dec-31-2025-11-59-PM

Date	Starting Hr:min	<15	15 to <20	20 to <25	25 to <30	30 to <35	35 to <40	40 to <45	45 to <50	50 to <55	55 to <60	60 to <65	65 to <70	70 to <75	75 to <80	80 to <85	85 to <90	90 to <95	95 to <100	100 to >105	Total Counts	Avg Speed (MPH)	85pet Speed	10MPH Pace	% in pace	# of Speeders	% Speeders	
12/12/2025	00:00	0	0	3	1	0	0	0	0	0	0	0	0	0	0	0	0	0	0	0	0	4	23.5	25	20 to 30	100.0	*	*
12/12/2025	01:00	0	0	0	0	0	0	0	0	0	0	0	0	0	0	0	0	0	0	0	0	0	0	0	*	*	*	*
12/12/2025	02:00	0	0	0	0	0	0	0	0	0	0	0	0	0	0	0	0	0	0	0	0	0	0	0	*	*	*	*
12/12/2025	03:00	0	0	0	0	0	0	0	0	0	0	0	0	0	0	0	0	0	0	0	0	0	0	0	*	*	*	*
12/12/2025	04:00	0	0	1	0	0	0	0	0	0	0	0	0	0	0	0	0	0	0	0	0	1	22	25	15 to 25	100.0	*	*
12/12/2025	05:00	0	0	0	2	2	0	0	0	0	0	0	0	0	0	0	0	0	0	0	0	4	29.8	32.5	25 to 35	100.0	2	50.0
12/12/2025	06:00	0	0	1	8	4	0	1	0	0	0	0	0	0	0	0	0	0	0	0	0	14	29.4	33.8	25 to 35	85.7	5	35.7
12/12/2025	07:00	1	2	5	19	6	2	0	0	0	0	0	0	0	0	0	0	0	0	0	0	35	26.8	32.5	25 to 35	71.4	8	22.9
12/12/2025	08:00	0	2	18	30	17	1	0	0	0	0	0	0	0	0	0	0	0	0	0	0	68	27.2	32.4	20 to 30	70.6	18	26.5
12/12/2025	09:00	4	1	16	36	12	0	0	0	0	0	0	0	0	0	0	0	0	0	0	0	69	26	30.8	20 to 30	75.4	12	17.4
12/12/2025	10:00	3	3	12	25	6	1	0	0	0	0	0	0	0	0	0	0	0	0	0	0	50	25.4	29.8	20 to 30	74.0	7	14.0
12/12/2025	11:00	0	2	10	20	6	2	0	0	0	0	0	0	0	0	0	0	0	0	0	0	40	26.8	31.7	20 to 30	75.0	8	20.0
12/12/2025	12:00	0	6	10	24	11	0	0	0	0	0	0	0	0	0	0	0	0	0	0	0	51	26.2	31.4	25 to 35	68.6	11	21.6
12/12/2025	13:00	0	0	10	23	9	5	0	0	0	0	0	0	0	0	0	0	0	0	0	0	47	28.3	33.9	20 to 30	70.2	14	29.8
12/12/2025	14:00	1	1	16	27	8	0	0	0	0	0	0	0	0	0	0	0	0	0	0	0	53	26	30	20 to 30	81.1	8	15.1
12/12/2025	15:00	2	3	11	39	13	0	0	0	0	0	0	0	0	0	0	0	0	0	0	0	68	26.7	31.2	25 to 35	76.5	13	19.1
12/12/2025	16:00	2	4	15	30	9	1	0	0	0	0	0	0	0	0	0	0	0	0	0	0	61	25.9	30.6	20 to 30	73.8	10	16.4
12/12/2025	17:00	0	2	7	37	13	2	0	0	0	0	0	0	0	0	0	0	0	0	0	0	61	27.8	32.3	25 to 35	82.0	15	24.6
12/12/2025	18:00	0	1	1	28	6	0	0	0	0	0	0	0	0	0	0	0	0	0	0	0	36	27.8	30.8	25 to 35	94.4	6	16.7
12/12/2025	19:00	0	0	3	12	3	1	0	0	0	0	0	0	0	0	0	0	0	0	0	0	19	27.7	31.7	20 to 30	78.9	4	21.1
12/12/2025	20:00	0	0	4	7	4	0	0	0	0	0	0	0	0	0	0	0	0	0	0	0	15	27.1	32.5	20 to 30	73.3	4	26.7
12/12/2025	21:00	0	0	0	5	1	1	0	0	0	0	0	0	0	0	0	0	0	0	0	0	7	29.1	35	25 to 35	85.7	2	28.6
12/12/2025	22:00	0	0	1	2	4	0	0	0	0	0	0	0	0	0	0	0	0	0	0	0	7	29.3	33.8	25 to 35	85.7	4	57.1
12/12/2025	23:00	0	0	1	5	3	0	0	0	0	0	0	0	0	0	0	0	0	0	0	0	9	28.1	33.3	25 to 35	88.9	3	33.3
24 Hr Summary		13	27	145	380	137	16	1	0	0	0	0	0	0	0	0	0	0	0	0	0	719	26.8	31.7	20 to 30	73.0	154	21.4

Incoming Histogram

The Barley Mow - Winchfield

from Mon-Dec-01-2025-12-00-AM to Wed-Dec-31-2025-11-59-PM

Date	Starting Hr:min	<15	15 to <20	20 to <25	25 to <30	30 to <35	35 to <40	40 to <45	45 to <50	50 to <55	55 to <60	60 to <65	65 to <70	70 to <75	75 to <80	80 to <85	85 to <90	90 to <95	95 to <100	100 to >105	Total Counts	Avg Speed (MPH)	85pet Speed	10MPH Pace	% in pace	# of Speeders	% Speeders	
13/12/2025	00:00	0	0	0	2	2	0	0	0	0	0	0	0	0	0	0	0	0	0	0	0	4	29.5	32.5	25 to 35	100.0	2	50.0
13/12/2025	01:00	0	0	0	0	0	0	0	0	0	0	0	0	0	0	0	0	0	0	0	0	0	0	0	*	*	*	*
13/12/2025	02:00	0	0	0	0	0	0	0	0	0	0	0	0	0	0	0	0	0	0	0	0	0	0	0	*	*	*	*
13/12/2025	03:00	0	0	0	1	0	0	0	0	0	0	0	0	0	0	0	0	0	0	0	0	1	27	30	20 to 30	100.0	*	*
13/12/2025	04:00	0	0	0	0	0	0	0	0	0	0	0	0	0	0	0	0	0	0	0	0	0	0	0	*	*	*	*
13/12/2025	05:00	0	0	0	1	0	1	0	0	0	0	0	0	0	0	0	0	0	0	0	0	2	32	40	20 to 30	50.0	1	50.0
13/12/2025	06:00	0	0	1	2	2	0	0	0	0	0	0	0	0	0	0	0	0	0	0	0	5	28	32.5	25 to 35	80.0	2	40.0
13/12/2025	07:00	0	0	5	10	1	1	0	0	0	0	0	0	0	0	0	0	0	0	0	0	17	26.6	29.5	20 to 30	88.2	2	11.8
13/12/2025	08:00	0	1	9	25	6	2	0	0	0	0	0	0	0	0	0	0	0	0	0	0	43	27.2	31.7	20 to 30	79.1	8	18.6
13/12/2025	09:00	0	5	7	23	14	0	0	0	0	0	0	0	0	0	0	0	0	0	0	0	49	27	32.5	25 to 35	75.5	14	28.6
13/12/2025	10:00	6	4	10	25	5	0	0	0	0	0	0	0	0	0	0	0	0	0	0	0	50	24.1	29.4	20 to 30	70.0	5	10.0
13/12/2025	11:00	5	8	11	28	15	0	0	0	0	0	0	0	0	0	0	0	0	0	0	0	67	25.3	31.7	25 to 35	64.2	15	22.4
13/12/2025	12:00	2	3	11	21	12	2	0	0	0	0	0	0	0	0	0	0	0	0	0	0	51	26.6	32.5	25 to 35	64.7	14	27.5
13/12/2025	13:00	0	1	15	25	12	2	0	0	0	0	0	0	0	0	0	0	0	0	0	0	55	27.3	32.5	20 to 30	72.7	14	25.5
13/12/2025	14:00	0	1	22	28	7	2	0	0	0	0	0	0	0	0	0	0	0	0	0	0	60	26.2	30	20 to 30	83.3	9	15.0
13/12/2025	15:00	0	2	17	20	2	0	0	0	0	0	0	0	0	0	0	0	0	0	0	0	41	25	29	20 to 30	90.2	2	4.9
13/12/2025	16:00	1	3	11	24	7	1	0	0	0	0	0	0	0	0	0	0	0	0	0	0	47	26.1	30.7	20 to 30	74.5	8	17.0
13/12/2025	17:00	0	0	4	12	9	0	0	0	0	0	0	0	0	0	0	0	0	0	0	0	25	28.2	32.8	25 to 35	84.0	9	36.0
13/12/2025	18:00	1	0	1	8	1	2	0	0	0	0	0	0	0	0	0	0	0	0	0	0	13	27.6	35	20 to 30	69.2	3	23.1
13/12/2025	19:00	2	0	8	14	3	1	0	0	0	0	0	0	0	0	0	0	0	0	0	0	28	25.6	30	20 to 30	78.6	4	14.3
13/12/2025	20:00	1	1	1	2	4	0	0	0	0	0	0	0	0	0	0	0	0	0	0	0	9	26	33.8	25 to 35	66.7	4	44.4
13/12/2025	21:00	0	0	3	8	0	0	0	0	0	0	0	0	0	0	0	0	0	0	0	0	11	25.7	28.8	20 to 30	100.0	*	*
13/12/2025	22:00	1	1	6	2	1	0	0	0	0	0	0	0	0	0	0	0	0	0	0	0	11	22.2	27.5	20 to 30	72.7	1	9.1
13/12/2025	23:00	1	1	3	3	2	0	0	0	0	0	0	0	0	0	0	0	0	0	0	0	10	24.1	30	20 to 30	60.0	2	20.0
24 Hr Summary		20	31	145	284	105	14	0	0	0	0	0	0	0	0	0	0	0	0	0	0	599	26.1	31.4	20 to 30	71.6	119	19.9

Incoming Histogram

The Barley Mow - Winchfield

from Mon-Dec-01-2025-12-00-AM to Wed-Dec-31-2025-11-59-PM

Date	Starting Hr:min	<15	15 to <20	20 to <25	25 to <30	30 to <35	35 to <40	40 to <45	45 to <50	50 to <55	55 to <60	60 to <65	65 to <70	70 to <75	75 to <80	80 to <85	85 to <90	90 to <95	95 to <100	100 to >105	Total Counts	Avg Speed (MPH)	85pet Speed	10MPH Pace	% in pace	# of Speeders	% Speeders	
14/12/2025	00:00	0	0	0	1	2	0	0	0	0	0	0	0	0	0	0	0	0	0	0	0	3	30.7	35	25 to 35	100.0	2	66.7
14/12/2025	01:00	0	0	0	0	0	0	0	0	0	0	0	0	0	0	0	0	0	0	0	0	0	0	0	*	*	*	*
14/12/2025	02:00	0	0	0	0	0	0	0	0	0	0	0	0	0	0	0	0	0	0	0	0	0	0	0	*	*	*	*
14/12/2025	03:00	0	0	0	0	0	0	0	0	0	0	0	0	0	0	0	0	0	0	0	0	0	0	0	*	*	*	*
14/12/2025	04:00	0	0	0	0	0	0	0	0	0	0	0	0	0	0	0	0	0	0	0	0	0	0	0	*	*	*	*
14/12/2025	05:00	0	0	0	0	1	0	0	0	0	0	0	0	0	0	0	0	0	0	0	0	1	32	35	25 to 35	100.0	1	100.0
14/12/2025	06:00	0	0	0	3	0	0	0	0	0	0	0	0	0	0	0	0	0	0	0	0	3	27	30	20 to 30	100.0	*	*
14/12/2025	07:00	1	1	5	4	3	0	0	0	0	0	0	0	0	0	0	0	0	0	0	0	14	24.6	31.7	20 to 30	64.3	3	21.4
14/12/2025	08:00	1	1	2	10	8	1	0	0	0	0	0	0	0	0	0	0	0	0	0	0	23	27.8	33.8	25 to 35	78.3	9	39.1
14/12/2025	09:00	0	2	6	14	6	0	0	0	0	0	0	0	0	0	0	0	0	0	0	0	28	26.6	31.7	20 to 30	71.4	6	21.4
14/12/2025	10:00	0	5	8	20	9	2	0	0	0	0	0	0	0	0	0	0	0	0	0	0	44	26.7	32.2	25 to 35	65.9	11	25.0
14/12/2025	11:00	1	5	22	31	8	0	0	0	0	0	0	0	0	0	0	0	0	0	0	0	67	25.4	29.7	20 to 30	79.1	8	11.9
14/12/2025	12:00	1	4	12	21	10	1	0	0	0	0	0	0	0	0	0	0	0	0	0	0	49	26.1	32	20 to 30	67.3	11	22.4
14/12/2025	13:00	6	0	15	11	11	1	0	0	0	0	0	0	0	0	0	0	0	0	0	0	44	24.9	32.3	20 to 30	59.1	12	27.3
14/12/2025	14:00	2	6	12	26	12	0	0	0	0	0	0	0	0	0	0	0	0	0	0	0	58	25.7	31.2	20 to 30	65.5	12	20.7
14/12/2025	15:00	0	0	8	17	10	0	0	0	0	0	0	0	0	0	0	0	0	0	0	0	35	27.6	32.5	25 to 35	77.1	10	28.6
14/12/2025	16:00	3	8	15	24	10	0	0	0	0	0	0	0	0	0	0	0	0	0	0	0	60	24.8	30.5	20 to 30	65.0	10	16.7
14/12/2025	17:00	0	0	5	12	6	0	0	0	0	0	0	0	0	0	0	0	0	0	0	0	23	27.5	32.5	25 to 35	78.3	6	26.1
14/12/2025	18:00	1	1	5	7	3	1	0	0	0	0	0	0	0	0	0	0	0	0	0	0	18	25.9	31.7	20 to 30	66.7	4	22.2
14/12/2025	19:00	0	0	0	2	7	0	0	0	0	0	0	0	0	0	0	0	0	0	0	0	9	31.1	34.3	25 to 35	100.0	7	77.8
14/12/2025	20:00	0	0	2	3	3	1	0	1	0	0	0	0	0	0	0	0	0	0	0	0	10	30.5	35	25 to 35	60.0	5	50.0
14/12/2025	21:00	0	0	0	2	0	0	1	0	0	0	0	0	0	0	0	0	0	0	0	0	3	32	45	20 to 30	66.7	1	33.3
14/12/2025	22:00	0	0	0	1	0	1	0	0	0	0	0	0	0	0	0	0	0	0	0	0	2	32	40	20 to 30	50.0	1	50.0
14/12/2025	23:00	0	0	0	0	0	0	0	0	0	0	0	0	0	0	0	0	0	0	0	0	0	0	0	*	*	*	*
24 Hr Summary		16	33	117	209	109	8	1	1	0	0	0	0	0	0	0	0	0	0	0	0	494	26.3	32.1	20 to 30	66.0	119	24.1

Incoming Histogram

The Barley Mow - Winchfield

from Mon-Dec-01-2025-12-00-AM to Wed-Dec-31-2025-11-59-PM

Date	Starting Hr:min	<15	15 to <20	20 to <25	25 to <30	30 to <35	35 to <40	40 to <45	45 to <50	50 to <55	55 to <60	60 to <65	65 to <70	70 to <75	75 to <80	80 to <85	85 to <90	90 to <95	95 to <100	100 to >105	Total Counts	Avg Speed (MPH)	85pet Speed	10MPH Pace	% in pace	# of Speeders	% Speeders	
15/12/2025	00:00	0	0	0	0	0	0	0	0	0	0	0	0	0	0	0	0	0	0	0	0	0	0	*	*	*	*	
15/12/2025	01:00	0	0	0	0	0	0	0	0	0	0	0	0	0	0	0	0	0	0	0	0	0	0	*	*	*	*	
15/12/2025	02:00	0	0	0	0	0	0	0	0	0	0	0	0	0	0	0	0	0	0	0	0	0	0	*	*	*	*	
15/12/2025	03:00	0	0	0	0	0	0	0	0	0	0	0	0	0	0	0	0	0	0	0	0	0	0	*	*	*	*	
15/12/2025	04:00	0	0	0	2	0	0	0	0	0	0	0	0	0	0	0	0	0	0	0	0	2	27	30	20 to 30	100.0	*	*
15/12/2025	05:00	0	0	0	2	3	0	0	0	0	0	0	0	0	0	0	0	0	0	0	0	5	30.4	33.3	25 to 35	100.0	3	60.0
15/12/2025	06:00	0	1	1	10	9	3	0	0	0	0	0	0	0	0	0	0	0	0	0	0	24	29.8	34.4	25 to 35	79.2	12	50.0
15/12/2025	07:00	0	1	9	29	18	3	0	0	0	0	0	0	0	0	0	0	0	0	0	0	60	28.4	33.3	25 to 35	78.3	21	35.0
15/12/2025	08:00	0	2	12	37	14	4	0	0	0	0	0	0	0	0	0	0	0	0	0	0	69	27.8	32.9	25 to 35	73.9	18	26.1
15/12/2025	09:00	0	1	12	33	8	1	0	0	0	0	0	0	0	0	0	0	0	0	0	0	55	27	30.6	20 to 30	81.8	9	16.4
15/12/2025	10:00	3	3	8	16	6	2	0	0	0	0	0	0	0	0	0	0	0	0	0	0	38	25.4	31.7	20 to 30	63.2	8	21.1
15/12/2025	11:00	0	3	12	16	10	0	0	0	0	0	0	0	0	0	0	0	0	0	0	0	41	26.4	32	20 to 30	68.3	10	24.4
15/12/2025	12:00	1	3	11	19	7	0	0	0	0	0	0	0	0	0	0	0	0	0	0	0	41	25.7	30.7	20 to 30	73.2	7	17.1
15/12/2025	13:00	2	1	7	24	8	0	0	0	0	0	0	0	0	0	0	0	0	0	0	0	42	26.2	31.2	25 to 35	76.2	8	19.0
15/12/2025	14:00	0	5	12	23	6	1	0	0	0	0	0	0	0	0	0	0	0	0	0	0	47	25.9	30	20 to 30	74.5	7	14.9
15/12/2025	15:00	0	2	17	26	7	1	0	0	0	0	0	0	0	0	0	0	0	0	0	0	53	26.2	30	20 to 30	81.1	8	15.1
15/12/2025	16:00	2	5	12	19	11	2	0	0	0	0	0	0	0	0	0	0	0	0	0	0	51	25.9	32.3	20 to 30	60.8	13	25.5
15/12/2025	17:00	0	2	12	25	16	1	0	0	0	0	0	0	0	0	0	0	0	0	0	0	56	27.5	32.8	25 to 35	73.2	17	30.4
15/12/2025	18:00	0	2	4	13	6	0	0	0	0	0	0	0	0	0	0	0	0	0	0	0	25	26.9	31.7	25 to 35	76.0	6	24.0
15/12/2025	19:00	0	0	3	10	6	1	0	0	0	0	0	0	0	0	0	0	0	0	0	0	20	28.4	33.3	25 to 35	80.0	7	35.0
15/12/2025	20:00	0	0	1	4	1	0	0	0	0	0	0	0	0	0	0	0	0	0	0	0	6	27	30	20 to 30	83.3	1	16.7
15/12/2025	21:00	0	0	0	2	3	0	0	0	0	0	0	0	0	0	0	0	0	0	0	0	5	30	33.3	25 to 35	100.0	3	60.0
15/12/2025	22:00	0	0	1	2	3	0	0	0	0	0	0	0	0	0	0	0	0	0	0	0	6	28.8	33.3	25 to 35	83.3	3	50.0
15/12/2025	23:00	0	0	1	0	0	0	0	0	0	0	0	0	0	0	0	0	0	0	0	0	1	22	25	15 to 25	100.0	*	*
24 Hr Summary		8	31	135	312	142	19	0	0	0	0	0	0	0	0	0	0	0	0	0	0	647	27	32.3	25 to 35	70.2	161	24.9

Incoming Histogram

The Barley Mow - Winchfield

from Mon-Dec-01-2025-12-00-AM to Wed-Dec-31-2025-11-59-PM

Date	Starting Hr:min	<15	15 to <20	20 to <25	25 to <30	30 to <35	35 to <40	40 to <45	45 to <50	50 to <55	55 to <60	60 to <65	65 to <70	70 to <75	75 to <80	80 to <85	85 to <90	90 to <95	95 to <100	100 to >105	Total Counts	Avg Speed (MPH)	85pet Speed	10MPH Pace	% in pace	# of Speeders	% Speeders	
16/12/2025	00:00	0	0	0	0	0	0	0	0	0	0	0	0	0	0	0	0	0	0	0	0	0	0	*	*	*	*	
16/12/2025	01:00	0	0	0	0	0	0	0	0	0	0	0	0	0	0	0	0	0	0	0	0	0	0	*	*	*	*	
16/12/2025	02:00	0	0	0	0	0	0	0	0	0	0	0	0	0	0	0	0	0	0	0	0	0	0	*	*	*	*	
16/12/2025	03:00	0	0	0	0	0	0	0	0	0	0	0	0	0	0	0	0	0	0	0	0	0	0	*	*	*	*	
16/12/2025	04:00	1	0	1	1	0	0	0	0	0	0	0	0	0	0	0	0	0	0	0	0	3	20.3	30	20 to 30	66.7	*	*
16/12/2025	05:00	0	0	0	2	5	0	1	0	0	0	0	0	0	0	0	0	0	0	0	0	8	32.1	35	25 to 35	87.5	6	75.0
16/12/2025	06:00	0	0	1	2	9	4	0	0	0	0	0	0	0	0	0	0	0	0	0	0	16	32.3	37.5	30 to 40	81.3	13	81.3
16/12/2025	07:00	0	0	5	28	27	2	0	0	0	0	0	0	0	0	0	0	0	0	0	0	62	29.4	33.7	25 to 35	88.7	29	46.8
16/12/2025	08:00	1	3	8	37	17	2	0	0	0	0	0	0	0	0	0	0	0	0	0	0	68	27.6	32.6	25 to 35	79.4	19	27.9
16/12/2025	09:00	3	1	12	23	11	2	0	0	0	0	0	0	0	0	0	0	0	0	0	0	52	26.6	32.3	20 to 30	67.3	13	25.0
16/12/2025	10:00	4	3	16	24	10	0	0	0	0	0	0	0	0	0	0	0	0	0	0	0	57	25.1	30.5	20 to 30	70.2	10	17.5
16/12/2025	11:00	3	1	9	19	10	3	0	0	0	0	0	0	0	0	0	0	0	0	0	0	45	26.6	33	25 to 35	64.4	13	28.9
16/12/2025	12:00	1	2	7	19	4	2	0	0	0	0	0	0	0	0	0	0	0	0	0	0	35	26.2	31.2	20 to 30	74.3	6	17.1
16/12/2025	13:00	5	4	14	25	6	1	0	0	0	0	0	0	0	0	0	0	0	0	0	0	55	24.7	29.8	20 to 30	70.9	7	12.7
16/12/2025	14:00	1	1	21	19	4	0	0	0	0	0	0	0	0	0	0	0	0	0	0	0	46	24.9	29.2	20 to 30	87.0	4	8.7
16/12/2025	15:00	0	6	16	33	14	1	0	0	0	0	0	0	0	0	0	0	0	0	0	0	70	26.5	31.8	20 to 30	70.0	15	21.4
16/12/2025	16:00	1	2	13	24	6	0	0	0	0	0	0	0	0	0	0	0	0	0	0	0	46	25.8	29.8	20 to 30	80.4	6	13.0
16/12/2025	17:00	2	1	8	30	12	4	0	0	0	0	0	0	0	0	0	0	0	0	0	0	57	27.6	32.9	25 to 35	73.7	16	28.1
16/12/2025	18:00	0	1	7	20	7	1	0	0	0	0	0	0	0	0	0	0	0	0	0	0	36	27.3	32.1	20 to 30	75.0	8	22.2
16/12/2025	19:00	0	0	2	12	5	3	0	0	0	0	0	0	0	0	0	0	0	0	0	0	22	29.3	35	25 to 35	77.3	8	36.4
16/12/2025	20:00	0	0	2	3	2	1	0	0	0	0	0	0	0	0	0	0	0	0	0	0	8	28.3	35	20 to 30	62.5	3	37.5
16/12/2025	21:00	2	0	5	7	3	0	0	0	0	0	0	0	0	0	0	0	0	0	0	0	17	24.9	30	20 to 30	70.6	3	17.6
16/12/2025	22:00	0	1	0	2	2	0	0	0	0	0	0	0	0	0	0	0	0	0	0	0	5	27.2	32.5	25 to 35	80.0	2	40.0
16/12/2025	23:00	0	0	0	0	2	0	0	0	0	0	0	0	0	0	0	0	0	0	0	0	2	32	35	25 to 35	100.0	2	100.0
24 Hr Summary		24	26	147	330	156	26	1	0	0	0	0	0	0	0	0	0	0	0	0	0	710	26.8	32.5	25 to 35	68.5	183	25.8

Incoming Histogram

The Barley Mow - Winchfield

from Mon-Dec-01-2025-12-00-AM to Wed-Dec-31-2025-11-59-PM

Date	Starting Hr:min	<15	15 to <20	20 to <25	25 to <30	30 to <35	35 to <40	40 to <45	45 to <50	50 to <55	55 to <60	60 to <65	65 to <70	70 to <75	75 to <80	80 to <85	85 to <90	90 to <95	95 to <100	100 to >105	Total Counts	Avg Speed (MPH)	85pet Speed	10MPH Pace	% in pace	# of Speeders	% Speeders	
17/12/2025	00:00	0	0	0	0	1	0	0	0	0	0	0	0	0	0	0	0	0	0	0	0	1	32	35	25 to 35	100.0	1	100.0
17/12/2025	01:00	0	0	0	0	0	0	0	0	0	0	0	0	0	0	0	0	0	0	0	0	0	0	0	*	*	*	*
17/12/2025	02:00	0	0	0	0	0	0	0	0	0	0	0	0	0	0	0	0	0	0	0	0	0	0	0	*	*	*	*
17/12/2025	03:00	0	0	1	0	0	0	0	0	0	0	0	0	0	0	0	0	0	0	0	0	1	22	25	15 to 25	100.0	*	*
17/12/2025	04:00	0	0	0	0	1	0	0	0	0	0	0	0	0	0	0	0	0	0	0	0	1	32	35	25 to 35	100.0	1	100.0
17/12/2025	05:00	0	0	0	0	3	0	0	0	0	0	0	0	0	0	0	0	0	0	0	0	3	32.3	35	25 to 35	100.0	3	100.0
17/12/2025	06:00	0	0	1	4	10	2	0	0	0	0	0	0	0	0	0	0	0	0	0	0	17	31	34.5	25 to 35	82.4	12	70.6
17/12/2025	07:00	0	2	8	34	9	0	0	0	0	0	0	0	0	0	0	0	0	0	0	0	53	27.1	30.6	25 to 35	81.1	9	17.0
17/12/2025	08:00	2	5	16	27	15	0	0	0	0	0	0	0	0	0	0	0	0	0	0	0	65	26	31.7	20 to 30	66.2	15	23.1
17/12/2025	09:00	10	4	16	27	6	1	0	0	0	0	0	0	0	0	0	0	0	0	0	0	64	23.6	29.4	20 to 30	67.2	7	10.9
17/12/2025	10:00	2	2	14	22	10	0	0	0	0	0	0	0	0	0	0	0	0	0	0	0	50	25.8	31	20 to 30	72.0	10	20.0
17/12/2025	11:00	1	4	8	20	7	1	0	0	0	0	0	0	0	0	0	0	0	0	0	0	41	26	31.4	20 to 30	68.3	8	19.5
17/12/2025	12:00	2	6	24	19	10	0	0	0	0	0	0	0	0	0	0	0	0	0	0	0	61	24.7	30.5	20 to 30	70.5	10	16.4
17/12/2025	13:00	5	1	14	19	11	0	0	0	0	0	0	0	0	0	0	0	0	0	0	0	50	25.3	31.4	20 to 30	66.0	11	22.0
17/12/2025	14:00	0	4	20	18	5	1	0	0	0	0	0	0	0	0	0	0	0	0	0	0	48	25.1	29.7	20 to 30	79.2	6	12.5
17/12/2025	15:00	1	2	21	29	8	1	0	0	0	0	0	0	0	0	0	0	0	0	0	0	62	25.9	30	20 to 30	80.6	9	14.5
17/12/2025	16:00	0	1	11	21	12	0	0	0	0	0	0	0	0	0	0	0	0	0	0	0	45	27.2	32.1	25 to 35	73.3	12	26.7
17/12/2025	17:00	1	6	14	34	13	0	0	0	0	0	0	0	0	0	0	0	0	0	0	0	68	26.2	31.2	20 to 30	70.6	13	19.1
17/12/2025	18:00	0	2	9	22	5	1	0	0	0	0	0	0	0	0	0	0	0	0	0	0	39	26.5	30	20 to 30	79.5	6	15.4
17/12/2025	19:00	1	1	6	7	4	0	0	0	0	0	0	0	0	0	0	0	0	0	0	0	19	25.4	31.2	20 to 30	68.4	4	21.1
17/12/2025	20:00	0	0	3	2	2	0	0	0	0	0	0	0	0	0	0	0	0	0	0	0	7	26.4	32.5	20 to 30	71.4	2	28.6
17/12/2025	21:00	0	0	4	3	0	0	0	0	0	0	0	0	0	0	0	0	0	0	0	0	7	24.4	28.3	20 to 30	100.0	*	*
17/12/2025	22:00	0	0	2	4	1	1	1	0	0	0	0	0	0	0	0	0	0	0	0	0	9	29.3	40	20 to 30	66.7	3	33.3
17/12/2025	23:00	0	0	0	2	1	0	0	0	0	0	0	0	0	0	0	0	0	0	0	0	3	28.7	35	25 to 35	100.0	1	33.3
24 Hr Summary		25	40	192	314	134	8	1	0	0	0	0	0	0	0	0	0	0	0	0	0	714	25.9	31.3	20 to 30	70.9	143	20.0

Incoming Histogram

The Barley Mow - Winchfield

from Mon-Dec-01-2025-12-00-AM to Wed-Dec-31-2025-11-59-PM

Date	Starting Hr:min	<15	15 to <20	20 to <25	25 to <30	30 to <35	35 to <40	40 to <45	45 to <50	50 to <55	55 to <60	60 to <65	65 to <70	70 to <75	75 to <80	80 to <85	85 to <90	90 to <95	95 to <100	100 to >105	Total Counts	Avg Speed (MPH)	85pet Speed	10MPH Pace	% in pace	# of Speeders	% Speeders	
18/12/2025	00:00	0	0	0	0	0	0	0	0	0	0	0	0	0	0	0	0	0	0	0	0	0	0	*	*	*	*	
18/12/2025	01:00	0	0	0	0	0	0	0	0	0	0	0	0	0	0	0	0	0	0	0	0	0	0	*	*	*	*	
18/12/2025	02:00	0	0	0	0	0	0	0	0	0	0	0	0	0	0	0	0	0	0	0	0	0	0	*	*	*	*	
18/12/2025	03:00	0	0	0	0	0	0	0	0	0	0	0	0	0	0	0	0	0	0	0	0	0	0	*	*	*	*	
18/12/2025	04:00	0	0	0	0	0	0	0	0	0	0	0	0	0	0	0	0	0	0	0	0	0	0	*	*	*	*	
18/12/2025	05:00	0	0	0	1	1	0	1	0	0	0	0	0	0	0	0	0	0	0	0	0	3	33.7	45	25 to 35	66.7	2	66.7
18/12/2025	06:00	0	0	1	5	12	0	0	0	0	0	0	0	0	0	0	0	0	0	0	0	18	30.3	33.8	25 to 35	94.4	12	66.7
18/12/2025	07:00	0	3	11	14	7	1	0	0	0	0	0	0	0	0	0	0	0	0	0	0	36	26.1	32.1	20 to 30	69.4	8	22.2
18/12/2025	08:00	0	5	9	32	10	0	0	0	0	0	0	0	0	0	0	0	0	0	0	0	56	26.6	31	25 to 35	75.0	10	17.9
18/12/2025	09:00	0	4	8	19	11	1	0	0	0	0	0	0	0	0	0	0	0	0	0	0	43	27	32.7	25 to 35	69.8	12	27.9
18/12/2025	10:00	0	4	7	20	5	0	0	0	0	0	0	0	0	0	0	0	0	0	0	0	36	25.9	30	20 to 30	75.0	5	13.9
18/12/2025	11:00	1	4	7	26	6	0	0	0	0	0	0	0	0	0	0	0	0	0	0	0	44	25.9	29.8	20 to 30	75.0	6	13.6
18/12/2025	12:00	0	3	6	27	5	0	0	0	0	0	0	0	0	0	0	0	0	0	0	0	41	26.5	29.8	20 to 30	80.5	5	12.2
18/12/2025	13:00	0	1	10	21	5	0	0	0	0	0	0	0	0	0	0	0	0	0	0	0	37	26.3	29.8	20 to 30	83.8	5	13.5
18/12/2025	14:00	0	0	9	15	8	1	0	0	0	0	0	0	0	0	0	0	0	0	0	0	33	27.4	32.5	20 to 30	72.7	9	27.3
18/12/2025	15:00	0	1	13	23	6	0	0	0	0	0	0	0	0	0	0	0	0	0	0	0	43	26.3	30	20 to 30	83.7	6	14.0
18/12/2025	16:00	1	2	12	14	4	1	0	0	0	0	0	0	0	0	0	0	0	0	0	0	34	25.2	30	20 to 30	76.5	5	14.7
18/12/2025	17:00	0	0	6	19	8	0	0	0	0	0	0	0	0	0	0	0	0	0	0	0	33	27.6	31.9	25 to 35	81.8	8	24.2
18/12/2025	18:00	1	1	3	12	4	0	0	0	0	0	0	0	0	0	0	0	0	0	0	0	21	26.1	31.2	25 to 35	76.2	4	19.0
18/12/2025	19:00	0	0	6	11	3	1	0	0	0	0	0	0	0	0	0	0	0	0	0	0	21	27	31.7	20 to 30	81.0	4	19.0
18/12/2025	20:00	1	3	6	2	0	1	0	0	0	0	0	0	0	0	0	0	0	0	0	0	13	22.1	27.5	15 to 25	69.2	1	7.7
18/12/2025	21:00	0	0	3	2	0	0	0	0	0	0	0	0	0	0	0	0	0	0	0	0	5	24	27.5	20 to 30	100.0	*	*
18/12/2025	22:00	0	1	5	2	1	0	0	0	0	0	0	0	0	0	0	0	0	0	0	0	9	23.8	30	20 to 30	77.8	1	11.1
18/12/2025	23:00	0	0	0	1	0	0	0	0	0	0	0	0	0	0	0	0	0	0	0	0	1	27	30	20 to 30	100.0	*	*
24 Hr Summary		4	32	122	266	96	6	1	0	0	0	0	0	0	0	0	0	0	0	0	0	527	26.4	31.2	20 to 30	73.6	103	19.5

Incoming Histogram

The Barley Mow - Winchfield

from Mon-Dec-01-2025-12-00-AM to Wed-Dec-31-2025-11-59-PM

Date	Starting Hr:min	<15	15 to <20	20 to <25	25 to <30	30 to <35	35 to <40	40 to <45	45 to <50	50 to <55	55 to <60	60 to <65	65 to <70	70 to <75	75 to <80	80 to <85	85 to <90	90 to <95	95 to <100	100 to >105	Total Counts	Avg Speed (MPH)	85pet Speed	10MPH Pace	% in pace	# of Speeders	% Speeders	
19/12/2025	00:00	0	0	0	0	0	0	0	0	0	0	0	0	0	0	0	0	0	0	0	0	0	0	*	*	*	*	
19/12/2025	01:00	0	0	0	0	0	0	0	0	0	0	0	0	0	0	0	0	0	0	0	0	0	0	*	*	*	*	
19/12/2025	02:00	0	0	0	0	0	0	0	0	0	0	0	0	0	0	0	0	0	0	0	0	0	0	*	*	*	*	
19/12/2025	03:00	0	1	0	1	0	0	0	0	0	0	0	0	0	0	0	0	0	0	0	0	2	22	30	10 to 20	50.0	*	*
19/12/2025	04:00	0	0	0	0	0	0	0	0	0	0	0	0	0	0	0	0	0	0	0	0	0	0	*	*	*	*	
19/12/2025	05:00	0	0	0	1	3	0	1	0	0	0	0	0	0	0	0	0	0	0	0	0	5	33	35	25 to 35	80.0	4	80.0
19/12/2025	06:00	0	2	2	6	5	1	0	0	0	0	0	0	0	0	0	0	0	0	0	0	16	27.6	34	25 to 35	68.8	6	37.5
19/12/2025	07:00	0	0	4	12	10	1	0	0	0	0	0	0	0	0	0	0	0	0	0	0	27	28.7	33.5	25 to 35	81.5	11	40.7
19/12/2025	08:00	0	3	5	32	25	3	0	0	0	0	0	0	0	0	0	0	0	0	0	0	68	28.8	33.6	25 to 35	83.8	28	41.2
19/12/2025	09:00	6	2	10	22	10	0	0	0	0	0	0	0	0	0	0	0	0	0	0	0	50	25.1	31	20 to 30	64.0	10	20.0
19/12/2025	10:00	3	1	7	25	6	2	0	0	0	0	0	0	0	0	0	0	0	0	0	0	44	26.4	30.8	20 to 30	72.7	8	18.2
19/12/2025	11:00	0	8	21	19	11	0	0	0	0	0	0	0	0	0	0	0	0	0	0	0	59	25.1	30.9	20 to 30	67.8	11	18.6
19/12/2025	12:00	4	5	15	22	14	2	0	0	0	0	0	0	0	0	0	0	0	0	0	0	62	25.8	32.5	20 to 30	59.7	16	25.8
19/12/2025	13:00	3	5	16	27	4	1	0	0	0	0	0	0	0	0	0	0	0	0	0	0	56	24.7	29.4	20 to 30	76.8	5	8.9
19/12/2025	14:00	3	4	22	29	7	1	0	0	0	0	0	0	0	0	0	0	0	0	0	0	66	25	29.7	20 to 30	77.3	8	12.1
19/12/2025	15:00	0	5	20	36	17	1	0	0	0	0	0	0	0	0	0	0	0	0	0	0	79	26.7	31.8	20 to 30	70.9	18	22.8
19/12/2025	16:00	1	4	11	25	11	2	0	0	0	0	0	0	0	0	0	0	0	0	0	0	54	26.7	32.3	20 to 30	66.7	13	24.1
19/12/2025	17:00	0	6	14	31	14	2	0	0	0	0	0	0	0	0	0	0	0	0	0	0	67	26.7	32.1	20 to 30	67.2	16	23.9
19/12/2025	18:00	0	2	5	18	11	0	0	0	0	0	0	0	0	0	0	0	0	0	0	0	36	27.6	32.7	25 to 35	80.6	11	30.6
19/12/2025	19:00	0	3	15	13	4	0	0	0	0	0	0	0	0	0	0	0	0	0	0	0	35	24.8	29.6	20 to 30	80.0	4	11.4
19/12/2025	20:00	0	0	6	6	3	0	0	0	0	0	0	0	0	0	0	0	0	0	0	0	15	26.1	31.7	20 to 30	80.0	3	20.0
19/12/2025	21:00	0	1	1	6	1	0	0	0	0	0	0	0	0	0	0	0	0	0	0	0	9	26	30	20 to 30	77.8	1	11.1
19/12/2025	22:00	0	0	1	8	2	0	0	0	0	0	0	0	0	0	0	0	0	0	0	0	11	27.6	30	25 to 35	90.9	2	18.2
19/12/2025	23:00	0	0	1	3	0	0	0	0	0	0	0	0	0	0	0	0	0	0	0	0	4	25.8	28.3	20 to 30	100.0	*	*
24 Hr Summary		20	52	176	342	158	16	1	0	0	0	0	0	0	0	0	0	0	0	0	0	765	26.3	31.9	20 to 30	67.7	175	22.9

Incoming Histogram

The Barley Mow - Winchfield

from Mon-Dec-01-2025-12-00-AM to Wed-Dec-31-2025-11-59-PM

Date	Starting Hr:min	<15	15 to <20	20 to <25	25 to <30	30 to <35	35 to <40	40 to <45	45 to <50	50 to <55	55 to <60	60 to <65	65 to <70	70 to <75	75 to <80	80 to <85	85 to <90	90 to <95	95 to <100	100 to >105	Total Counts	Avg Speed (MPH)	85pet Speed	10MPH Pace	% in pace	# of Speeders	% Speeders	
20/12/2025	00:00	0	0	0	0	0	0	0	0	0	0	0	0	0	0	0	0	0	0	0	0	0	0	*	*	*	*	
20/12/2025	01:00	0	0	0	0	1	0	0	0	0	0	0	0	0	0	0	0	0	0	0	0	1	32	35	25 to 35	100.0	1	100.0
20/12/2025	02:00	0	0	0	0	0	0	0	0	0	0	0	0	0	0	0	0	0	0	0	0	0	0	0	*	*	*	*
20/12/2025	03:00	0	0	0	0	0	0	0	0	0	0	0	0	0	0	0	0	0	0	0	0	0	0	0	*	*	*	*
20/12/2025	04:00	0	0	0	0	0	1	0	0	0	0	0	0	0	0	0	0	0	0	0	0	1	37	40	30 to 40	100.0	1	100.0
20/12/2025	05:00	0	0	0	0	0	0	0	0	0	0	0	0	0	0	0	0	0	0	0	0	0	0	0	*	*	*	*
20/12/2025	06:00	0	0	0	1	3	0	0	0	0	0	0	0	0	0	0	0	0	0	0	0	4	30.8	33.3	25 to 35	100.0	3	75.0
20/12/2025	07:00	0	0	2	7	2	0	0	0	0	0	0	0	0	0	0	0	0	0	0	0	11	27.2	30	20 to 30	81.8	2	18.2
20/12/2025	08:00	0	0	4	14	5	0	0	0	0	0	0	0	0	0	0	0	0	0	0	0	23	27.5	32	25 to 35	82.6	5	21.7
20/12/2025	09:00	0	1	6	19	10	1	0	0	0	0	0	0	0	0	0	0	0	0	0	0	37	27.8	32.5	25 to 35	78.4	11	29.7
20/12/2025	10:00	3	4	12	16	8	2	0	0	0	0	0	0	0	0	0	0	0	0	0	0	45	25.2	31.9	20 to 30	62.2	10	22.2
20/12/2025	11:00	6	5	16	13	7	0	0	0	0	0	0	0	0	0	0	0	0	0	0	0	47	23.1	30	20 to 30	61.7	7	14.9
20/12/2025	12:00	2	3	9	12	9	1	0	0	0	0	0	0	0	0	0	0	0	0	0	0	36	25.9	32.8	20 to 30	58.3	10	27.8
20/12/2025	13:00	0	2	9	17	11	0	0	0	0	0	0	0	0	0	0	0	0	0	0	0	39	27	32.3	25 to 35	71.8	11	28.2
20/12/2025	14:00	5	6	13	20	5	1	0	0	0	0	0	0	0	0	0	0	0	0	0	0	50	23.7	29.5	20 to 30	66.0	6	12.0
20/12/2025	15:00	0	4	12	17	8	2	0	0	0	0	0	0	0	0	0	0	0	0	0	0	43	26.3	32.5	20 to 30	67.4	10	23.3
20/12/2025	16:00	2	3	9	17	3	0	0	0	0	0	0	0	0	0	0	0	0	0	0	0	34	24.5	29.4	20 to 30	76.5	3	8.8
20/12/2025	17:00	0	5	9	8	7	1	0	0	0	0	0	0	0	0	0	0	0	0	0	0	30	25.5	32.9	20 to 30	56.7	8	26.7
20/12/2025	18:00	0	1	4	5	3	1	0	0	0	0	0	0	0	0	0	0	0	0	0	0	14	26.6	33.3	20 to 30	64.3	4	28.6
20/12/2025	19:00	0	1	1	6	4	1	0	0	0	0	0	0	0	0	0	0	0	0	0	0	13	28.2	33.8	25 to 35	76.9	5	38.5
20/12/2025	20:00	0	0	2	5	2	2	0	0	0	0	0	0	0	0	0	0	0	0	0	0	11	28.8	35	20 to 30	63.6	4	36.4
20/12/2025	21:00	0	1	1	5	3	0	0	0	0	0	0	0	0	0	0	0	0	0	0	0	10	27.2	31.7	25 to 35	80.0	3	30.0
20/12/2025	22:00	0	0	2	4	1	0	0	0	0	0	0	0	0	0	0	0	0	0	0	0	7	26.4	30	20 to 30	85.7	1	14.3
20/12/2025	23:00	0	0	0	1	1	0	0	0	0	0	0	0	0	0	0	0	0	0	0	0	2	29.5	35	25 to 35	100.0	1	50.0
24 Hr Summary		18	36	111	187	93	13	0	0	0	0	0	0	0	0	0	0	0	0	0	0	458	25.9	32	20 to 30	65.1	106	23.1

Incoming Histogram

The Barley Mow - Winchfield

from Mon-Dec-01-2025-12-00-AM to Wed-Dec-31-2025-11-59-PM

Date	Starting Hr:min	<15	15 to <20	20 to <25	25 to <30	30 to <35	35 to <40	40 to <45	45 to <50	50 to <55	55 to <60	60 to <65	65 to <70	70 to <75	75 to <80	80 to <85	85 to <90	90 to <95	95 to <100	100 to >105	Total Counts	Avg Speed (MPH)	85pet Speed	10MPH Pace	% in pace	# of Speeders	% Speeders	
21/12/2025	00:00	0	0	0	1	1	0	0	0	0	0	0	0	0	0	0	0	0	0	0	0	2	29.5	35	25 to 35	100.0	1	50.0
21/12/2025	01:00	0	0	0	0	0	0	0	0	0	0	0	0	0	0	0	0	0	0	0	0	0	0	0	*	*	*	*
21/12/2025	02:00	0	0	0	0	0	0	0	0	0	0	0	0	0	0	0	0	0	0	0	0	0	0	0	*	*	*	*
21/12/2025	03:00	0	0	1	0	0	0	0	0	0	0	0	0	0	0	0	0	0	0	0	0	1	22	25	15 to 25	100.0	*	*
21/12/2025	04:00	0	0	0	0	0	0	0	0	0	0	0	0	0	0	0	0	0	0	0	0	0	0	0	*	*	*	*
21/12/2025	05:00	0	0	0	0	0	0	0	0	0	0	0	0	0	0	0	0	0	0	0	0	0	0	0	*	*	*	*
21/12/2025	06:00	1	0	2	2	1	0	0	0	0	0	0	0	0	0	0	0	0	0	0	0	6	23.8	30	20 to 30	66.7	1	16.7
21/12/2025	07:00	0	1	0	2	2	0	0	0	0	0	0	0	0	0	0	0	0	0	0	0	5	27	32.5	25 to 35	80.0	2	40.0
21/12/2025	08:00	1	0	5	3	1	1	0	0	0	0	0	0	0	0	0	0	0	0	0	0	11	24.8	30	20 to 30	72.7	2	18.2
21/12/2025	09:00	0	1	7	9	1	0	0	0	0	0	0	0	0	0	0	0	0	0	0	0	18	25	28.9	20 to 30	88.9	1	5.6
21/12/2025	10:00	1	1	13	13	2	0	0	0	0	0	0	0	0	0	0	0	0	0	0	0	30	24.6	29.2	20 to 30	86.7	2	6.7
21/12/2025	11:00	1	2	13	13	6	0	0	0	0	0	0	0	0	0	0	0	0	0	0	0	35	25.2	30.8	20 to 30	74.3	6	17.1
21/12/2025	12:00	4	1	12	18	13	0	0	0	0	0	0	0	0	0	0	0	0	0	0	0	48	25.9	32.3	25 to 35	64.6	13	27.1
21/12/2025	13:00	0	1	7	18	5	0	0	0	0	0	0	0	0	0	0	0	0	0	0	0	31	26.7	30	20 to 30	80.6	5	16.1
21/12/2025	14:00	1	3	17	17	3	0	0	0	0	0	0	0	0	0	0	0	0	0	0	0	41	24.4	29.1	20 to 30	82.9	3	7.3
21/12/2025	15:00	0	1	8	19	8	0	0	0	0	0	0	0	0	0	0	0	0	0	0	0	36	27	31.9	20 to 30	75.0	8	22.2
21/12/2025	16:00	0	2	8	14	5	0	0	0	0	0	0	0	0	0	0	0	0	0	0	0	29	26	31	20 to 30	75.9	5	17.2
21/12/2025	17:00	2	0	9	9	6	1	0	0	0	0	0	0	0	0	0	0	0	0	0	0	27	25.7	32.5	20 to 30	66.7	7	25.9
21/12/2025	18:00	1	2	5	5	2	0	0	0	0	0	0	0	0	0	0	0	0	0	0	0	15	23.7	30	20 to 30	66.7	2	13.3
21/12/2025	19:00	0	0	4	7	7	1	0	0	0	0	0	0	0	0	0	0	0	0	0	0	19	28.4	33.6	25 to 35	73.7	8	42.1
21/12/2025	20:00	1	0	1	1	1	0	0	0	0	0	0	0	0	0	0	0	0	0	0	0	4	23.3	30	20 to 30	50.0	1	25.0
21/12/2025	21:00	0	1	2	6	2	0	0	0	0	0	0	0	0	0	0	0	0	0	0	0	11	26.1	30	20 to 30	72.7	2	18.2
21/12/2025	22:00	0	0	0	2	0	1	0	0	0	0	0	0	0	0	0	0	0	0	0	0	3	30.3	40	20 to 30	66.7	1	33.3
21/12/2025	23:00	0	0	0	1	1	0	0	0	0	0	0	0	0	0	0	0	0	0	0	0	2	29.5	35	25 to 35	100.0	1	50.0
24 Hr Summary		13	16	114	160	67	4	0	0	0	0	0	0	0	0	0	0	0	0	0	0	374	25.7	31.1	20 to 30	73.3	71	19.0

Incoming Histogram

The Barley Mow - Winchfield

from Mon-Dec-01-2025-12-00-AM to Wed-Dec-31-2025-11-59-PM

Date	Starting Hr:min	<15	15 to <20	20 to <25	25 to <30	30 to <35	35 to <40	40 to <45	45 to <50	50 to <55	55 to <60	60 to <65	65 to <70	70 to <75	75 to <80	80 to <85	85 to <90	90 to <95	95 to <100	100 to >105	Total Counts	Avg Speed (MPH)	85pet Speed	10MPH Pace	% in pace	# of Speeders	% Speeders	
22/12/2025	00:00	0	0	0	0	1	0	0	0	0	0	0	0	0	0	0	0	0	0	0	0	1	32	35	25 to 35	100.0	1	100.0
22/12/2025	01:00	0	0	0	0	0	0	0	0	0	0	0	0	0	0	0	0	0	0	0	0	0	0	0	*	*	*	*
22/12/2025	02:00	0	0	0	1	0	0	0	0	0	0	0	0	0	0	0	0	0	0	0	0	1	27	30	20 to 30	100.0	*	*
22/12/2025	03:00	0	0	0	0	0	0	0	0	0	0	0	0	0	0	0	0	0	0	0	0	0	0	0	*	*	*	*
22/12/2025	04:00	0	0	2	0	0	0	0	0	0	0	0	0	0	0	0	0	0	0	0	0	2	22	25	15 to 25	100.0	*	*
22/12/2025	05:00	0	0	1	1	0	0	1	0	0	0	0	0	0	0	0	0	0	0	0	0	3	30.3	45	20 to 30	66.7	1	33.3
22/12/2025	06:00	0	0	0	5	3	1	0	0	0	0	0	0	0	0	0	0	0	0	0	0	9	30	35	25 to 35	88.9	4	44.4
22/12/2025	07:00	0	0	6	11	4	0	0	0	0	0	0	0	0	0	0	0	0	0	0	0	21	26.8	31.2	20 to 30	81.0	4	19.0
22/12/2025	08:00	0	1	6	12	7	1	0	0	0	0	0	0	0	0	0	0	0	0	0	0	27	27.4	32.9	25 to 35	70.4	8	29.6
22/12/2025	09:00	0	2	4	7	1	0	0	0	0	0	0	0	0	0	0	0	0	0	0	0	14	24.6	29.3	20 to 30	78.6	1	7.1
22/12/2025	10:00	0	2	6	3	1	0	0	0	0	0	0	0	0	0	0	0	0	0	0	0	12	23.3	28.3	20 to 30	75.0	1	8.3
22/12/2025	11:00	0	0	5	1	1	0	0	0	0	0	0	0	0	0	0	0	0	0	0	0	7	24.3	30	20 to 30	85.7	1	14.3
22/12/2025	12:00	2	2	10	4	2	0	0	0	0	0	0	0	0	0	0	0	0	0	0	0	20	22.4	28.8	20 to 30	70.0	2	10.0
22/12/2025	13:00	2	0	9	11	6	0	0	0	0	0	0	0	0	0	0	0	0	0	0	0	28	25.5	31.7	20 to 30	71.4	6	21.4
22/12/2025	14:00	1	2	15	22	7	1	0	0	0	0	0	0	0	0	0	0	0	0	0	0	48	25.9	30.7	20 to 30	77.1	8	16.7
22/12/2025	15:00	1	1	6	15	3	0	0	0	0	0	0	0	0	0	0	0	0	0	0	0	26	25.7	29.7	20 to 30	80.8	3	11.5
22/12/2025	16:00	0	6	15	16	7	0	0	0	0	0	0	0	0	0	0	0	0	0	0	0	44	25	30	20 to 30	70.5	7	15.9
22/12/2025	17:00	0	1	6	16	11	2	0	0	0	0	0	0	0	0	0	0	0	0	0	0	36	28.3	33.6	25 to 35	75.0	13	36.1
22/12/2025	18:00	1	3	5	13	7	0	0	0	0	0	0	0	0	0	0	0	0	0	0	0	29	26	32.1	25 to 35	69.0	7	24.1
22/12/2025	19:00	0	3	6	8	6	1	0	0	0	0	0	0	0	0	0	0	0	0	0	0	24	26.4	32.5	20 to 30	58.3	7	29.2
22/12/2025	20:00	0	0	0	4	4	0	0	0	0	0	0	0	0	0	0	0	0	0	0	0	8	29.9	33.8	25 to 35	100.0	4	50.0
22/12/2025	21:00	0	0	0	1	0	2	0	0	0	0	0	0	0	0	0	0	0	0	0	0	3	33.7	40	30 to 40	66.7	2	66.7
22/12/2025	22:00	0	0	1	7	0	0	0	0	0	0	0	0	0	0	0	0	0	0	0	0	8	26.6	29.3	20 to 30	100.0	*	*
22/12/2025	23:00	0	1	0	1	0	0	0	0	0	0	0	0	0	0	0	0	0	0	0	0	2	22	30	10 to 20	50.0	*	*
24 Hr Summary		7	24	103	159	71	8	1	0	0	0	0	0	0	0	0	0	0	0	0	0	373	26.1	31.7	20 to 30	70.2	80	21.4

Incoming Histogram

The Barley Mow - Winchfield

from Mon-Dec-01-2025-12-00-AM to Wed-Dec-31-2025-11-59-PM

Date	Starting Hr:min	<15	15 to <20	20 to <25	25 to <30	30 to <35	35 to <40	40 to <45	45 to <50	50 to <55	55 to <60	60 to <65	65 to <70	70 to <75	75 to <80	80 to <85	85 to <90	90 to <95	95 to <100	100 to >105	Total Counts	Avg Speed (MPH)	85pet Speed	10MPH Pace	% in pace	# of Speeders	% Speeders	
23/12/2025	00:00	0	0	0	0	0	0	0	0	0	0	0	0	0	0	0	0	0	0	0	0	0	0	*	*	*	*	
23/12/2025	01:00	0	0	0	1	0	0	0	0	0	0	0	0	0	0	0	0	0	0	0	0	1	27	30	20 to 30	100.0	*	*
23/12/2025	02:00	0	0	0	0	0	0	0	0	0	0	0	0	0	0	0	0	0	0	0	0	0	0	*	*	*	*	
23/12/2025	03:00	0	0	0	0	0	0	0	0	0	0	0	0	0	0	0	0	0	0	0	0	0	0	*	*	*	*	
23/12/2025	04:00	0	0	1	0	0	1	0	1	0	0	0	0	0	0	0	0	0	0	0	0	3	35.3	50	15 to 25	33.3	2	66.7
23/12/2025	05:00	0	0	0	0	1	0	0	0	0	0	0	0	0	0	0	0	0	0	0	0	1	32	35	25 to 35	100.0	1	100.0
23/12/2025	06:00	0	1	1	2	3	0	0	0	0	0	0	0	0	0	0	0	0	0	0	0	7	27.1	33.3	25 to 35	71.4	3	42.9
23/12/2025	07:00	0	1	2	10	7	1	0	0	0	0	0	0	0	0	0	0	0	0	0	0	21	28.4	33.6	25 to 35	81.0	8	38.1
23/12/2025	08:00	1	2	7	15	9	1	0	0	0	0	0	0	0	0	0	0	0	0	0	0	35	26.9	32.8	25 to 35	68.6	10	28.6
23/12/2025	09:00	0	0	9	18	6	1	0	0	0	0	0	0	0	0	0	0	0	0	0	0	34	27.1	31.7	20 to 30	79.4	7	20.6
23/12/2025	10:00	2	6	18	17	6	0	0	0	0	0	0	0	0	0	0	0	0	0	0	0	49	24.2	29.7	20 to 30	71.4	6	12.2
23/12/2025	11:00	6	2	14	23	10	3	0	0	0	0	0	0	0	0	0	0	0	0	0	0	58	25.4	32	20 to 30	63.8	13	22.4
23/12/2025	12:00	1	4	12	27	8	1	0	0	0	0	0	0	0	0	0	0	0	0	0	0	53	26.1	30.6	20 to 30	73.6	9	17.0
23/12/2025	13:00	0	6	6	25	8	2	0	0	0	0	0	0	0	0	0	0	0	0	0	0	47	26.7	31.9	25 to 35	70.2	10	21.3
23/12/2025	14:00	3	2	10	16	8	1	0	0	0	0	0	0	0	0	0	0	0	0	0	0	40	25.7	31.9	20 to 30	65.0	9	22.5
23/12/2025	15:00	2	1	14	28	6	1	0	0	0	0	0	0	0	0	0	0	0	0	0	0	52	25.8	29.8	20 to 30	80.8	7	13.5
23/12/2025	16:00	1	0	6	18	10	2	0	0	0	0	0	0	0	0	0	0	0	0	0	0	37	27.9	33	25 to 35	75.7	12	32.4
23/12/2025	17:00	0	1	4	21	10	0	0	0	0	0	0	0	0	0	0	0	0	0	0	0	36	27.8	32.5	25 to 35	86.1	10	27.8
23/12/2025	18:00	0	2	5	18	6	0	0	0	0	0	0	0	0	0	0	0	0	0	0	0	31	26.8	30.8	25 to 35	77.4	6	19.4
23/12/2025	19:00	0	0	2	11	4	0	0	0	0	0	0	0	0	0	0	0	0	0	0	0	17	27.8	31.2	25 to 35	88.2	4	23.5
23/12/2025	20:00	0	0	2	4	6	1	0	0	0	0	0	0	0	0	0	0	0	0	0	0	13	29.5	34.2	25 to 35	76.9	7	53.8
23/12/2025	21:00	2	0	2	4	1	0	0	0	0	0	0	0	0	0	0	0	0	0	0	0	9	23.2	30	20 to 30	66.7	1	11.1
23/12/2025	22:00	0	1	0	1	3	0	0	0	0	0	0	0	0	0	0	0	0	0	0	0	5	28	33.3	25 to 35	80.0	3	60.0
23/12/2025	23:00	0	0	0	2	0	1	0	0	0	0	0	0	0	0	0	0	0	0	0	0	3	30.3	40	20 to 30	66.7	1	33.3
24 Hr Summary		18	29	115	261	112	16	0	1	0	0	0	0	0	0	0	0	0	0	0	0	552	26.5	32.1	20 to 30	68.1	129	23.4

Incoming Histogram

The Barley Mow - Winchfield

from Mon-Dec-01-2025-12-00-AM to Wed-Dec-31-2025-11-59-PM

Date	Starting Hr:min	<15	15 to <20	20 to <25	25 to <30	30 to <35	35 to <40	40 to <45	45 to <50	50 to <55	55 to <60	60 to <65	65 to <70	70 to <75	75 to <80	80 to <85	85 to <90	90 to <95	95 to <100	100 to >105	Total Counts	Avg Speed (MPH)	85pet Speed	10MPH Pace	% in pace	# of Speeders	% Speeders	
24/12/2025	00:00	0	0	0	0	0	0	0	0	0	0	0	0	0	0	0	0	0	0	0	0	0	0	*	*	*	*	
24/12/2025	01:00	0	0	0	0	0	0	0	0	0	0	0	0	0	0	0	0	0	0	0	0	0	0	*	*	*	*	
24/12/2025	02:00	0	0	0	0	0	0	0	0	0	0	0	0	0	0	0	0	0	0	0	0	0	0	*	*	*	*	
24/12/2025	03:00	1	0	0	0	0	0	0	0	0	0	0	0	0	0	0	0	0	0	0	0	1	12	15	5 to 15	100.0	*	*
24/12/2025	04:00	0	1	0	0	0	0	0	0	0	0	0	0	0	0	0	0	0	0	0	0	1	17	20	10 to 20	100.0	*	*
24/12/2025	05:00	0	0	0	0	2	0	0	0	0	0	0	0	0	0	0	0	0	0	0	0	2	32	35	25 to 35	100.0	2	100.0
24/12/2025	06:00	0	1	0	3	4	1	0	1	0	0	0	0	0	0	0	0	0	0	0	0	10	31	35	25 to 35	70.0	6	60.0
24/12/2025	07:00	0	0	3	13	4	0	1	0	0	0	0	0	0	0	0	0	0	0	0	0	21	28.1	32.5	25 to 35	81.0	5	23.8
24/12/2025	08:00	0	1	6	6	2	1	0	0	0	0	0	0	0	0	0	0	0	0	0	0	16	25.8	32.5	20 to 30	75.0	3	18.8
24/12/2025	09:00	6	7	8	13	5	1	0	0	0	0	0	0	0	0	0	0	0	0	0	0	40	22.8	30	20 to 30	52.5	6	15.0
24/12/2025	10:00	2	4	14	23	4	1	0	0	0	0	0	0	0	0	0	0	0	0	0	0	48	25	29.6	20 to 30	77.1	5	10.4
24/12/2025	11:00	0	1	10	20	8	0	0	0	0	0	0	0	0	0	0	0	0	0	0	0	39	26.8	31.2	20 to 30	76.9	8	20.5
24/12/2025	12:00	1	2	20	14	17	2	0	0	0	0	0	0	0	0	0	0	0	0	0	0	56	26.8	33.2	20 to 30	60.7	19	33.9
24/12/2025	13:00	5	2	15	16	11	2	0	0	0	0	0	0	0	0	0	0	0	0	0	0	51	25.4	32.3	20 to 30	60.8	13	25.5
24/12/2025	14:00	0	0	11	14	9	1	0	0	0	0	0	0	0	0	0	0	0	0	0	0	35	27.3	32.8	20 to 30	71.4	10	28.6
24/12/2025	15:00	2	4	14	16	7	0	0	0	0	0	0	0	0	0	0	0	0	0	0	0	43	24.8	30.7	20 to 30	69.8	7	16.3
24/12/2025	16:00	0	0	6	17	5	2	0	0	0	0	0	0	0	0	0	0	0	0	0	0	30	27.7	33	20 to 30	76.7	7	23.3
24/12/2025	17:00	0	2	5	9	10	1	0	0	0	0	0	0	0	0	0	0	0	0	0	0	27	27.7	33.5	25 to 35	70.4	11	40.7
24/12/2025	18:00	0	0	3	9	4	0	0	0	0	0	0	0	0	0	0	0	0	0	0	0	16	27.5	32.5	25 to 35	81.3	4	25.0
24/12/2025	19:00	0	2	1	5	4	1	0	0	0	0	0	0	0	0	0	0	0	0	0	0	13	27.5	33.8	25 to 35	69.2	5	38.5
24/12/2025	20:00	0	0	2	3	3	1	0	0	0	0	0	0	0	0	0	0	0	0	0	0	9	28.7	35	25 to 35	66.7	4	44.4
24/12/2025	21:00	0	0	1	3	0	0	0	0	0	0	0	0	0	0	0	0	0	0	0	0	4	25.8	28.3	20 to 30	100.0	*	*
24/12/2025	22:00	0	1	5	2	2	0	0	0	0	0	0	0	0	0	0	0	0	0	0	0	10	24.6	30	20 to 30	70.0	2	20.0
24/12/2025	23:00	0	0	1	4	0	0	0	0	0	0	0	0	0	0	0	0	0	0	0	0	5	26.2	28.8	20 to 30	100.0	*	*
24 Hr Summary		17	28	125	190	101	14	1	1	0	0	0	0	0	0	0	0	0	0	0	477	26.2	32.2	20 to 30	66.0	117	24.5	

Incoming Histogram

The Barley Mow - Winchfield

from Mon-Dec-01-2025-12-00-AM to Wed-Dec-31-2025-11-59-PM

Date	Starting Hr:min	<15	15 to <20	20 to <25	25 to <30	30 to <35	35 to <40	40 to <45	45 to <50	50 to <55	55 to <60	60 to <65	65 to <70	70 to <75	75 to <80	80 to <85	85 to <90	90 to <95	95 to <100	100 to >105	Total Counts	Avg Speed (MPH)	85pct Speed	10MPH Pace	% in pace	# of Speeders	% Speeders	
25/12/2025	00:00	0	0	1	3	3	0	0	0	0	0	0	0	0	0	0	0	0	0	0	0	7	28.4	33.3	25 to 35	85.7	3	42.9
25/12/2025	01:00	0	0	0	0	0	0	0	0	0	0	0	0	0	0	0	0	0	0	0	0	0	0	0	*	*	*	*
25/12/2025	02:00	0	0	0	0	0	0	0	0	0	0	0	0	0	0	0	0	0	0	0	0	0	0	0	*	*	*	*
25/12/2025	03:00	0	0	0	0	1	0	0	0	0	0	0	0	0	0	0	0	0	0	0	0	1	32	35	25 to 35	100.0	1	100.0
25/12/2025	04:00	0	0	0	0	0	0	0	0	0	0	0	0	0	0	0	0	0	0	0	0	0	0	0	*	*	*	*
25/12/2025	05:00	0	0	0	0	0	0	0	0	0	0	0	0	0	0	0	0	0	0	0	0	0	0	0	*	*	*	*
25/12/2025	06:00	0	1	0	0	1	0	0	0	0	0	0	0	0	0	0	0	0	0	0	0	2	24.5	35	10 to 20	50.0	1	50.0
25/12/2025	07:00	0	0	4	1	1	0	0	0	0	0	0	0	0	0	0	0	0	0	0	0	6	24.5	30	20 to 30	83.3	1	16.7
25/12/2025	08:00	0	0	1	5	2	0	0	0	0	0	0	0	0	0	0	0	0	0	0	0	8	27.6	32.5	25 to 35	87.5	2	25.0
25/12/2025	09:00	0	0	3	9	4	0	0	0	0	0	0	0	0	0	0	0	0	0	0	0	16	27.6	32.5	25 to 35	81.3	4	25.0
25/12/2025	10:00	0	2	5	6	4	2	0	0	0	0	0	0	0	0	0	0	0	0	0	0	19	26.9	33.8	20 to 30	57.9	6	31.6
25/12/2025	11:00	0	2	8	9	7	0	0	0	0	0	0	0	0	0	0	0	0	0	0	0	26	26.2	32.1	20 to 30	65.4	7	26.9
25/12/2025	12:00	1	1	7	11	5	0	0	0	0	0	0	0	0	0	0	0	0	0	0	0	25	25.8	31	20 to 30	72.0	5	20.0
25/12/2025	13:00	0	0	5	4	7	0	0	0	0	0	0	0	0	0	0	0	0	0	0	0	16	27.9	33.6	25 to 35	68.8	7	43.8
25/12/2025	14:00	1	1	5	10	4	1	0	0	0	0	0	0	0	0	0	0	0	0	0	0	22	26.3	32.5	20 to 30	68.2	5	22.7
25/12/2025	15:00	1	1	4	5	1	1	0	0	0	0	0	0	0	0	0	0	0	0	0	0	13	24.8	30	20 to 30	69.2	2	15.4
25/12/2025	16:00	0	1	0	7	3	1	0	0	0	0	0	0	0	0	0	0	0	0	0	0	12	28.4	33.3	25 to 35	83.3	4	33.3
25/12/2025	17:00	1	0	1	7	1	0	0	0	0	0	0	0	0	0	0	0	0	0	0	0	10	25.7	29.3	20 to 30	80.0	1	10.0
25/12/2025	18:00	0	0	2	3	4	0	0	0	0	0	0	0	0	0	0	0	0	0	0	0	9	28.6	33.8	25 to 35	77.8	4	44.4
25/12/2025	19:00	0	0	0	4	3	2	0	0	0	0	0	0	0	0	0	0	0	0	0	0	9	31	37.5	25 to 35	77.8	5	55.6
25/12/2025	20:00	0	0	0	2	0	0	1	0	0	0	0	0	0	0	0	0	0	0	0	0	3	32.3	45	20 to 30	66.7	1	33.3
25/12/2025	21:00	0	0	0	5	0	0	0	0	0	0	0	0	0	0	0	0	0	0	0	0	5	27.2	29	20 to 30	100.0	*	*
25/12/2025	22:00	0	0	1	3	2	0	0	0	0	0	0	0	0	0	0	0	0	0	0	0	6	28	32.5	25 to 35	83.3	2	33.3
25/12/2025	23:00	0	0	0	2	2	0	0	0	0	0	0	0	0	0	0	0	0	0	0	0	4	29.5	32.5	25 to 35	100.0	2	50.0
24 Hr Summary		4	9	47	96	55	7	1	0	0	0	0	0	0	0	0	0	0	0	0	219	27.1	32.7	25 to 35	68.9	63	28.8	

Incoming Histogram

The Barley Mow - Winchfield

from Mon-Dec-01-2025-12-00-AM to Wed-Dec-31-2025-11-59-PM

Date	Starting Hr:min	<15	15 to <20	20 to <25	25 to <30	30 to <35	35 to <40	40 to <45	45 to <50	50 to <55	55 to <60	60 to <65	65 to <70	70 to <75	75 to <80	80 to <85	85 to <90	90 to <95	95 to <100	100 to >105	Total Counts	Avg Speed (MPH)	85pet Speed	10MPH Pace	% in pace	# of Speeders	% Speeders	
26/12/2025	00:00	0	0	0	0	0	0	0	0	0	0	0	0	0	0	0	0	0	0	0	0	0	0	*	*	*	*	
26/12/2025	01:00	0	0	0	0	0	0	0	0	0	0	0	0	0	0	0	0	0	0	0	0	0	0	*	*	*	*	
26/12/2025	02:00	0	0	0	0	0	0	0	0	0	0	0	0	0	0	0	0	0	0	0	0	0	0	*	*	*	*	
26/12/2025	03:00	0	1	1	0	0	0	0	0	0	0	0	0	0	0	0	0	0	0	0	0	2	19.5	25	15 to 25	100.0	*	*
26/12/2025	04:00	0	0	0	0	0	0	0	0	0	0	0	0	0	0	0	0	0	0	0	0	0	0	*	*	*	*	
26/12/2025	05:00	0	0	0	1	0	0	0	0	0	0	0	0	0	0	0	0	0	0	0	0	1	27	30	20 to 30	100.0	*	*
26/12/2025	06:00	0	0	1	3	2	0	0	0	0	0	0	0	0	0	0	0	0	0	0	0	6	27.8	32.5	25 to 35	83.3	2	33.3
26/12/2025	07:00	0	0	1	2	1	0	0	0	0	0	0	0	0	0	0	0	0	0	0	0	4	27	30	20 to 30	75.0	1	25.0
26/12/2025	08:00	0	1	1	2	1	0	0	0	0	0	0	0	0	0	0	0	0	0	0	0	5	25	30	20 to 30	60.0	1	20.0
26/12/2025	09:00	1	0	5	9	3	0	0	0	0	0	0	0	0	0	0	0	0	0	0	0	18	25.8	30	20 to 30	77.8	3	16.7
26/12/2025	10:00	0	0	3	6	3	0	0	0	0	0	0	0	0	0	0	0	0	0	0	0	12	27.1	31.7	20 to 30	75.0	3	25.0
26/12/2025	11:00	3	3	9	12	4	0	0	0	0	0	0	0	0	0	0	0	0	0	0	0	31	24.1	29.6	20 to 30	67.7	4	12.9
26/12/2025	12:00	1	5	7	7	2	1	0	0	0	0	0	0	0	0	0	0	0	0	0	0	23	23.6	30	20 to 30	60.9	3	13.0
26/12/2025	13:00	0	2	9	11	3	0	0	0	0	0	0	0	0	0	0	0	0	0	0	0	25	25.2	29.5	20 to 30	80.0	3	12.0
26/12/2025	14:00	0	3	9	13	3	0	0	0	0	0	0	0	0	0	0	0	0	0	0	0	28	25.1	29.6	20 to 30	78.6	3	10.7
26/12/2025	15:00	0	2	6	13	2	1	0	0	0	0	0	0	0	0	0	0	0	0	0	0	24	25.9	29.6	20 to 30	79.2	3	12.5
26/12/2025	16:00	0	0	12	12	3	0	0	0	0	0	0	0	0	0	0	0	0	0	0	0	27	25.6	29.6	20 to 30	88.9	3	11.1
26/12/2025	17:00	0	0	3	5	9	0	0	0	0	0	0	0	0	0	0	0	0	0	0	0	17	28.9	33.3	25 to 35	82.4	9	52.9
26/12/2025	18:00	0	0	1	1	4	0	0	0	0	0	0	0	0	0	0	0	0	0	0	0	6	29.5	33.8	25 to 35	83.3	4	66.7
26/12/2025	19:00	0	0	1	3	1	2	0	0	0	0	0	0	0	0	0	0	0	0	0	0	7	30	37.5	20 to 30	57.1	3	42.9
26/12/2025	20:00	0	0	0	2	2	1	0	0	0	0	0	0	0	0	0	0	0	0	0	0	5	31	35	25 to 35	80.0	3	60.0
26/12/2025	21:00	0	0	0	2	2	2	0	0	0	0	0	0	0	0	0	0	0	0	0	0	6	32.3	37.5	25 to 35	66.7	4	66.7
26/12/2025	22:00	0	0	1	5	2	0	0	0	0	0	0	0	0	0	0	0	0	0	0	0	8	27.8	32.5	25 to 35	87.5	2	25.0
26/12/2025	23:00	0	0	0	1	0	0	0	0	0	0	0	0	0	0	0	0	0	0	0	0	1	27	30	20 to 30	100.0	*	*
24 Hr Summary		5	17	70	110	47	7	0	0	0	0	0	0	0	0	0	0	0	0	0	0	256	26	31.7	20 to 30	70.3	54	21.1

Incoming Histogram

The Barley Mow - Winchfield

from Mon-Dec-01-2025-12-00-AM to Wed-Dec-31-2025-11-59-PM

Date	Starting Hr:min	<15	15 to <20	20 to <25	25 to <30	30 to <35	35 to <40	40 to <45	45 to <50	50 to <55	55 to <60	60 to <65	65 to <70	70 to <75	75 to <80	80 to <85	85 to <90	90 to <95	95 to <100	100 to >105	Total Counts	Avg Speed (MPH)	85pet Speed	10MPH Pace	% in pace	# of Speeders	% Speeders	
27/12/2025	00:00	0	0	0	0	0	0	0	0	0	0	0	0	0	0	0	0	0	0	0	0	0	0	*	*	*	*	
27/12/2025	01:00	0	0	0	0	0	0	0	0	0	0	0	0	0	0	0	0	0	0	0	0	0	0	*	*	*	*	
27/12/2025	02:00	0	0	0	0	0	0	0	0	0	0	0	0	0	0	0	0	0	0	0	0	0	0	*	*	*	*	
27/12/2025	03:00	0	0	0	0	0	0	0	0	0	0	0	0	0	0	0	0	0	0	0	0	0	0	*	*	*	*	
27/12/2025	04:00	0	0	0	0	0	0	0	0	0	0	0	0	0	0	0	0	0	0	0	0	0	0	*	*	*	*	
27/12/2025	05:00	1	0	0	0	0	0	0	0	0	0	0	0	0	0	0	0	0	0	0	0	1	12	15	5 to 15	100.0	*	*
27/12/2025	06:00	0	0	3	2	0	0	0	0	0	0	0	0	0	0	0	0	0	0	0	0	5	24.2	27.5	20 to 30	100.0	*	*
27/12/2025	07:00	0	1	3	3	1	2	0	0	0	0	0	0	0	0	0	0	0	0	0	0	10	27.1	35	20 to 30	60.0	3	30.0
27/12/2025	08:00	1	1	1	11	7	0	0	0	0	0	0	0	0	0	0	0	0	0	0	0	21	27.5	32.9	25 to 35	85.7	7	33.3
27/12/2025	09:00	0	0	11	12	5	0	0	0	0	0	0	0	0	0	0	0	0	0	0	0	28	26.1	31	20 to 30	82.1	5	17.9
27/12/2025	10:00	2	4	13	13	3	1	0	0	0	0	0	0	0	0	0	0	0	0	0	0	36	24.2	29.6	20 to 30	72.2	4	11.1
27/12/2025	11:00	1	1	4	14	6	0	0	0	0	0	0	0	0	0	0	0	0	0	0	0	26	26.5	31.7	25 to 35	76.9	6	23.1
27/12/2025	12:00	2	4	16	15	4	0	0	0	0	0	0	0	0	0	0	0	0	0	0	0	41	24	29.3	20 to 30	75.6	4	9.8
27/12/2025	13:00	0	6	4	12	16	0	0	0	0	0	0	0	0	0	0	0	0	0	0	0	38	27.3	33.1	25 to 35	73.7	16	42.1
27/12/2025	14:00	0	3	13	11	3	0	0	0	0	0	0	0	0	0	0	0	0	0	0	0	30	24.5	29.5	20 to 30	80.0	3	10.0
27/12/2025	15:00	0	2	14	14	4	1	0	0	0	0	0	0	0	0	0	0	0	0	0	0	35	25.6	30	20 to 30	80.0	5	14.3
27/12/2025	16:00	0	0	5	19	6	0	0	0	0	0	0	0	0	0	0	0	0	0	0	0	30	27.5	31.7	25 to 35	83.3	6	20.0
27/12/2025	17:00	0	1	5	5	8	0	0	0	0	0	0	0	0	0	0	0	0	0	0	0	19	27.5	33.1	25 to 35	68.4	8	42.1
27/12/2025	18:00	0	0	2	3	4	0	0	0	0	0	0	0	0	0	0	0	0	0	0	0	9	28.2	33.8	25 to 35	77.8	4	44.4
27/12/2025	19:00	0	0	3	9	4	0	0	0	0	0	0	0	0	0	0	0	0	0	0	0	16	27.4	32.5	25 to 35	81.3	4	25.0
27/12/2025	20:00	1	1	0	2	0	0	0	0	0	0	0	0	0	0	0	0	0	0	0	0	4	20.8	27.5	10 to 20	50.0	*	*
27/12/2025	21:00	0	0	3	1	4	0	0	0	0	0	0	0	0	0	0	0	0	0	0	0	8	27.8	33.8	25 to 35	62.5	4	50.0
27/12/2025	22:00	0	0	0	6	2	0	0	0	0	0	0	0	0	0	0	0	0	0	0	0	8	28.3	32.5	25 to 35	100.0	2	25.0
27/12/2025	23:00	0	0	1	2	3	0	0	0	0	0	0	0	0	0	0	0	0	0	0	0	6	28.8	33.3	25 to 35	83.3	3	50.0
24 Hr Summary		8	24	101	154	80	4	0	0	0	0	0	0	0	0	0	0	0	0	0	371	26.1	31.8	20 to 30	68.7	84	22.6	

Incoming Histogram

The Barley Mow - Winchfield

from Mon-Dec-01-2025-12-00-AM to Wed-Dec-31-2025-11-59-PM

Date	Starting Hr:min	<15	15 to <20	20 to <25	25 to <30	30 to <35	35 to <40	40 to <45	45 to <50	50 to <55	55 to <60	60 to <65	65 to <70	70 to <75	75 to <80	80 to <85	85 to <90	90 to <95	95 to <100	100 to >105	Total Counts	Avg Speed (MPH)	85pet Speed	10MPH Pace	% in pace	# of Speeders	% Speeders	
28/12/2025	00:00	0	0	1	0	1	0	0	0	0	0	0	0	0	0	0	0	0	0	0	0	2	27	35	15 to 25	50.0	1	50.0
28/12/2025	01:00	0	0	1	0	0	0	0	0	0	0	0	0	0	0	0	0	0	0	0	0	1	22	25	15 to 25	100.0	*	*
28/12/2025	02:00	0	0	0	0	0	0	0	0	0	0	0	0	0	0	0	0	0	0	0	0	0	0	0	*	*	*	*
28/12/2025	03:00	0	0	0	0	0	0	0	0	0	0	0	0	0	0	0	0	0	0	0	0	0	0	0	*	*	*	*
28/12/2025	04:00	0	0	0	0	0	0	0	0	0	0	0	0	0	0	0	0	0	0	0	0	0	0	0	*	*	*	*
28/12/2025	05:00	0	0	0	0	1	0	0	0	0	0	0	0	0	0	0	0	0	0	0	0	1	32	35	25 to 35	100.0	1	100.0
28/12/2025	06:00	0	0	0	3	0	0	0	0	0	0	0	0	0	0	0	0	0	0	0	0	3	27	30	20 to 30	100.0	*	*
28/12/2025	07:00	1	1	1	4	1	0	0	0	0	0	0	0	0	0	0	0	0	0	0	0	8	23.9	30	20 to 30	62.5	1	12.5
28/12/2025	08:00	0	2	0	7	3	0	0	0	0	0	0	0	0	0	0	0	0	0	0	0	12	26.8	31.7	25 to 35	83.3	3	25.0
28/12/2025	09:00	2	1	7	9	5	0	0	0	0	0	0	0	0	0	0	0	0	0	0	0	24	25.1	31	20 to 30	66.7	5	20.8
28/12/2025	10:00	2	3	6	9	6	0	0	0	0	0	0	0	0	0	0	0	0	0	0	0	26	24.6	31.7	20 to 30	57.7	6	23.1
28/12/2025	11:00	0	2	10	17	6	0	0	0	0	0	0	0	0	0	0	0	0	0	0	0	35	26.1	30.8	20 to 30	77.1	6	17.1
28/12/2025	12:00	2	8	11	14	5	0	0	0	0	0	0	0	0	0	0	0	0	0	0	0	40	23.8	29.6	20 to 30	62.5	5	12.5
28/12/2025	13:00	1	3	7	16	8	1	0	0	0	0	0	0	0	0	0	0	0	0	0	0	36	26.4	32.5	25 to 35	66.7	9	25.0
28/12/2025	14:00	1	6	13	11	5	1	0	0	0	0	0	0	0	0	0	0	0	0	0	0	37	24.4	30	20 to 30	64.9	6	16.2
28/12/2025	15:00	0	3	11	17	5	1	0	0	0	0	0	0	0	0	0	0	0	0	0	0	37	25.9	30	20 to 30	75.7	6	16.2
28/12/2025	16:00	0	1	8	11	4	0	0	0	0	0	0	0	0	0	0	0	0	0	0	0	24	26.1	30	20 to 30	79.2	4	16.7
28/12/2025	17:00	0	1	2	7	4	2	0	0	0	0	0	0	0	0	0	0	0	0	0	0	16	28.3	35	25 to 35	68.8	6	37.5
28/12/2025	18:00	0	0	4	5	6	1	0	0	0	0	0	0	0	0	0	0	0	0	0	0	16	28.4	34.2	25 to 35	68.8	7	43.8
28/12/2025	19:00	0	0	1	1	2	1	0	0	0	0	0	0	0	0	0	0	0	0	0	0	5	30	35	25 to 35	60.0	3	60.0
28/12/2025	20:00	0	2	3	2	1	0	0	0	0	0	0	0	0	0	0	0	0	0	0	0	8	23.4	30	15 to 25	62.5	1	12.5
28/12/2025	21:00	0	0	2	3	3	0	0	0	0	0	0	0	0	0	0	0	0	0	0	0	8	27.6	33.3	25 to 35	75.0	3	37.5
28/12/2025	22:00	0	0	1	2	2	1	0	0	0	0	0	0	0	0	0	0	0	0	0	0	6	29.5	35	25 to 35	66.7	3	50.0
28/12/2025	23:00	0	0	0	0	0	1	0	0	0	0	0	0	0	0	0	0	0	0	0	0	1	37	40	30 to 40	100.0	1	100.0
24 Hr Summary		9	33	89	138	68	9	0	0	0	0	0	0	0	0	0	0	0	0	0	0	346	25.8	31.8	20 to 30	65.6	77	22.3

Incoming Histogram

The Barley Mow - Winchfield

from Mon-Dec-01-2025-12-00-AM to Wed-Dec-31-2025-11-59-PM

Date	Starting Hr:min	<15	15 to <20	20 to <25	25 to <30	30 to <35	35 to <40	40 to <45	45 to <50	50 to <55	55 to <60	60 to <65	65 to <70	70 to <75	75 to <80	80 to <85	85 to <90	90 to <95	95 to <100	100 to >105	Total Counts	Avg Speed (MPH)	85pet Speed	10MPH Pace	% in pace	# of Speeders	% Speeders	
29/12/2025	00:00	0	0	0	0	0	0	0	0	0	0	0	0	0	0	0	0	0	0	0	0	0	0	*	*	*	*	
29/12/2025	01:00	0	0	0	0	0	0	0	0	0	0	0	0	0	0	0	0	0	0	0	0	0	0	*	*	*	*	
29/12/2025	02:00	0	0	0	0	0	0	0	0	0	0	0	0	0	0	0	0	0	0	0	0	0	0	*	*	*	*	
29/12/2025	03:00	0	0	1	0	0	0	0	0	0	0	0	0	0	0	0	0	0	0	0	0	1	22	25	15 to 25	100.0	*	*
29/12/2025	04:00	0	0	0	0	0	0	0	0	0	0	0	0	0	0	0	0	0	0	0	0	0	0	*	*	*	*	
29/12/2025	05:00	0	0	0	0	1	0	0	0	0	0	0	0	0	0	0	0	0	0	0	0	1	32	35	25 to 35	100.0	1	100.0
29/12/2025	06:00	0	0	2	3	0	0	0	0	0	0	0	0	0	0	0	0	0	0	0	0	5	25	28.3	20 to 30	100.0	*	*
29/12/2025	07:00	0	0	3	5	4	0	0	0	0	0	0	0	0	0	0	0	0	0	0	0	12	27.5	32.5	25 to 35	75.0	4	33.3
29/12/2025	08:00	0	1	4	8	3	0	0	0	0	0	0	0	0	0	0	0	0	0	0	0	16	26.3	31.7	20 to 30	75.0	3	18.8
29/12/2025	09:00	0	1	10	6	9	1	0	0	0	0	0	0	0	0	0	0	0	0	0	0	27	27.1	33.3	20 to 30	59.3	10	37.0
29/12/2025	10:00	0	0	12	17	4	0	0	0	0	0	0	0	0	0	0	0	0	0	0	0	33	26.1	29.7	20 to 30	87.9	4	12.1
29/12/2025	11:00	0	2	13	17	9	1	0	0	0	0	0	0	0	0	0	0	0	0	0	0	42	26.6	32.2	20 to 30	71.4	10	23.8
29/12/2025	12:00	0	8	11	19	5	1	0	0	0	0	0	0	0	0	0	0	0	0	0	0	44	25	29.7	20 to 30	68.2	6	13.6
29/12/2025	13:00	2	5	12	17	5	2	0	0	0	0	0	0	0	0	0	0	0	0	0	0	43	24.9	31	20 to 30	67.4	7	16.3
29/12/2025	14:00	2	0	10	27	6	0	0	0	0	0	0	0	0	0	0	0	0	0	0	0	45	26.2	29.8	20 to 30	82.2	6	13.3
29/12/2025	15:00	1	2	13	16	3	1	0	0	0	0	0	0	0	0	0	0	0	0	0	0	36	25.2	29.7	20 to 30	80.6	4	11.1
29/12/2025	16:00	0	0	9	16	2	0	1	0	0	0	0	0	0	0	0	0	0	0	0	0	28	26.6	29.7	20 to 30	89.3	3	10.7
29/12/2025	17:00	0	1	4	7	5	1	0	0	0	0	0	0	0	0	0	0	0	0	0	0	18	27.5	33	25 to 35	66.7	6	33.3
29/12/2025	18:00	0	1	2	6	4	1	0	0	0	0	0	0	0	0	0	0	0	0	0	0	14	27.8	33.8	25 to 35	71.4	5	35.7
29/12/2025	19:00	0	2	1	5	5	2	0	0	0	0	0	0	0	0	0	0	0	0	0	0	15	28.5	35	25 to 35	66.7	7	46.7
29/12/2025	20:00	0	0	3	1	1	1	0	0	0	0	0	0	0	0	0	0	0	0	0	0	6	27	35	20 to 30	66.7	2	33.3
29/12/2025	21:00	0	0	1	3	2	2	0	0	0	0	0	0	0	0	0	0	0	0	0	0	8	30.3	37.5	25 to 35	62.5	4	50.0
29/12/2025	22:00	0	0	0	0	4	0	0	0	0	0	0	0	0	0	0	0	0	0	0	0	4	32	33.8	25 to 35	100.0	4	100.0
29/12/2025	23:00	0	0	2	1	1	0	0	0	0	0	0	0	0	0	0	0	0	0	0	0	4	25.8	30	20 to 30	75.0	1	25.0
24 Hr Summary		5	23	113	174	73	13	1	0	0	0	0	0	0	0	0	0	0	0	0	402	26.3	31.8	20 to 30	71.4	87	21.6	

Incoming Histogram

The Barley Mow - Winchfield

from Mon-Dec-01-2025-12-00-AM to Wed-Dec-31-2025-11-59-PM

Date	Starting Hr:min	<15	15 to <20	20 to <25	25 to <30	30 to <35	35 to <40	40 to <45	45 to <50	50 to <55	55 to <60	60 to <65	65 to <70	70 to <75	75 to <80	80 to <85	85 to <90	90 to <95	95 to <100	100 to >105	Total Counts	Avg Speed (MPH)	85pet Speed	10MPH Pace	% in pace	# of Speeders	% Speeders
30/12/2025	00:00	0	0	0	0	0	0	0	0	0	0	0	0	0	0	0	0	0	0	0	0	0	0	*	*	*	*
30/12/2025	01:00	0	0	0	0	0	0	0	0	0	0	0	0	0	0	0	0	0	0	0	0	0	0	*	*	*	*
30/12/2025	02:00	0	0	1	0	0	0	0	0	0	0	0	0	0	0	0	0	0	0	0	1	22	25	15 to 25	100.0	*	*
30/12/2025	03:00	0	0	0	0	0	0	0	0	0	0	0	0	0	0	0	0	0	0	0	0	0	0	*	*	*	*
30/12/2025	04:00	0	0	0	1	0	0	0	0	0	0	0	0	0	0	0	0	0	0	0	1	27	30	20 to 30	100.0	*	*
30/12/2025	05:00	0	0	0	0	1	1	0	0	0	0	0	0	0	0	0	0	0	0	0	2	34.5	40	30 to 40	100.0	2	100.0
30/12/2025	06:00	0	0	0	3	1	1	0	0	0	0	0	0	0	0	0	0	0	0	0	5	30	35	25 to 35	80.0	2	40.0
30/12/2025	07:00	0	1	3	5	5	0	0	0	0	0	0	0	0	0	0	0	0	0	0	14	27.1	33	25 to 35	71.4	5	35.7
30/12/2025	08:00	0	0	2	10	4	1	0	0	0	0	0	0	0	0	0	0	0	0	0	17	28.4	32.5	25 to 35	82.4	5	29.4
30/12/2025	09:00	3	3	9	14	9	0	0	0	0	0	0	0	0	0	0	0	0	0	0	38	25.3	31.7	20 to 30	60.5	9	23.7
30/12/2025	10:00	5	6	9	12	11	3	0	0	0	0	0	0	0	0	0	0	0	0	0	46	25.2	33.2	25 to 35	50.0	14	30.4
30/12/2025	11:00	3	3	14	19	2	0	0	0	0	0	0	0	0	0	0	0	0	0	0	41	24.1	28.9	20 to 30	80.5	2	4.9
30/12/2025	12:00	1	6	15	25	4	0	0	0	0	0	0	0	0	0	0	0	0	0	0	51	24.7	29.2	20 to 30	78.4	4	7.8
30/12/2025	13:00	0	5	10	17	11	0	0	0	0	0	0	0	0	0	0	0	0	0	0	43	26.2	32.3	25 to 35	65.1	11	25.6
30/12/2025	14:00	0	6	16	16	7	0	0	0	0	0	0	0	0	0	0	0	0	0	0	45	24.9	30	20 to 30	71.1	7	15.6
30/12/2025	15:00	1	3	14	14	9	1	0	0	0	0	0	0	0	0	0	0	0	0	0	42	25.7	32.2	20 to 30	66.7	10	23.8
30/12/2025	16:00	0	3	9	15	8	2	0	0	0	0	0	0	0	0	0	0	0	0	0	37	26.8	32.5	20 to 30	64.9	10	27.0
30/12/2025	17:00	0	0	3	12	7	3	0	0	0	0	0	0	0	0	0	0	0	0	0	25	29.3	34.3	25 to 35	76.0	10	40.0
30/12/2025	18:00	0	1	1	8	5	0	0	0	0	0	0	0	0	0	0	0	0	0	0	15	27.9	33	25 to 35	86.7	5	33.3
30/12/2025	19:00	1	0	1	7	6	1	0	0	0	0	0	0	0	0	0	0	0	0	0	16	28.3	34.2	25 to 35	81.3	7	43.8
30/12/2025	20:00	0	0	3	2	2	1	0	0	0	0	0	0	0	0	0	0	0	0	0	8	27.6	35	20 to 30	62.5	3	37.5
30/12/2025	21:00	1	1	1	3	4	0	0	0	0	0	0	0	0	0	0	0	0	0	0	10	26.1	32.5	25 to 35	70.0	4	40.0
30/12/2025	22:00	0	0	0	1	3	1	1	0	0	0	0	0	0	0	0	0	0	0	0	6	33.7	40	25 to 35	66.7	5	83.3
30/12/2025	23:00	0	0	0	1	0	0	0	0	0	0	0	0	0	0	0	0	0	0	0	1	27	30	20 to 30	100.0	*	*
24 Hr Summary		15	38	111	185	99	15	1	0	0	0	0	0	0	0	0	0	0	0	0	464	26.2	32.3	20 to 30	63.8	115	24.8

Incoming Histogram

The Barley Mow - Winchfield

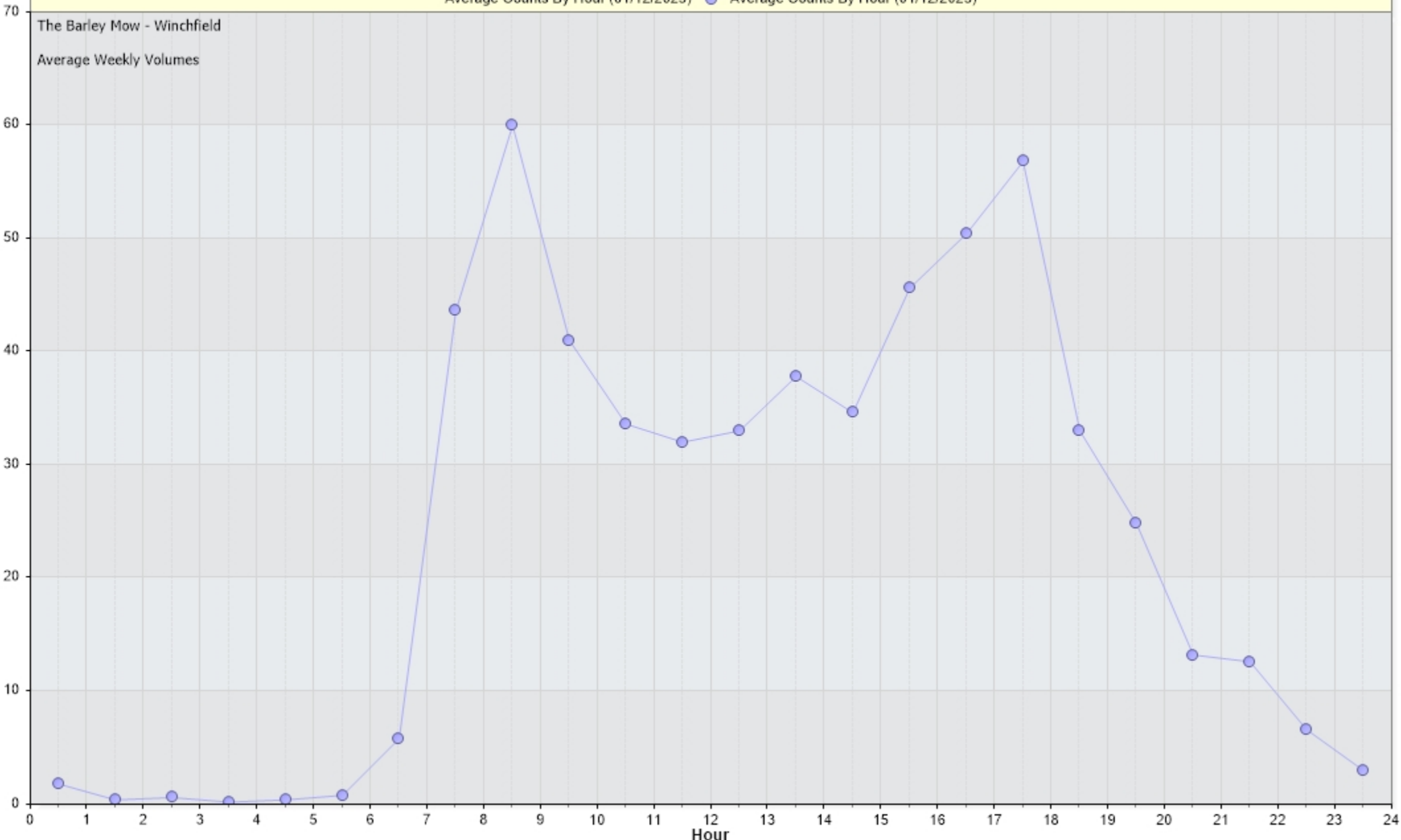
from Mon-Dec-01-2025-12-00-AM to Wed-Dec-31-2025-11-59-PM

Date	Starting Hr:min	<15	15 to <20	20 to <25	25 to <30	30 to <35	35 to <40	40 to <45	45 to <50	50 to <55	55 to <60	60 to <65	65 to <70	70 to <75	75 to <80	80 to <85	85 to <90	90 to <95	95 to <100	100 to >105	Total Counts	Avg Speed (MPH)	85pet Speed	10MPH Pace	% in pace	# of Speeders	% Speeders	
31/12/2025	00:00	0	0	1	0	0	0	0	0	0	0	0	0	0	0	0	0	0	0	0	0	1	22	25	15 to 25	100.0	*	*
31/12/2025	01:00	0	0	0	0	0	0	0	0	0	0	0	0	0	0	0	0	0	0	0	0	0	0	0	*	*	*	*
31/12/2025	02:00	0	0	0	0	0	0	0	0	0	0	0	0	0	0	0	0	0	0	0	0	0	0	0	*	*	*	*
31/12/2025	03:00	0	0	1	0	0	0	0	0	0	0	0	0	0	0	0	0	0	0	0	0	1	22	25	15 to 25	100.0	*	*
31/12/2025	04:00	0	0	0	0	0	0	0	0	0	0	0	0	0	0	0	0	0	0	0	0	0	0	0	*	*	*	*
31/12/2025	05:00	0	0	0	0	1	0	0	0	0	0	0	0	0	0	0	0	0	0	0	0	1	32	35	25 to 35	100.0	1	100.0
31/12/2025	06:00	0	2	1	4	1	0	0	0	0	0	0	0	0	0	0	0	0	0	0	0	8	24.6	30	20 to 30	62.5	1	12.5
31/12/2025	07:00	0	0	0	5	3	0	0	0	0	0	0	0	0	0	0	0	0	0	0	0	8	29.1	33.3	25 to 35	100.0	3	37.5
31/12/2025	08:00	0	0	3	2	6	0	0	0	0	0	0	0	0	0	0	0	0	0	0	0	11	28.4	33.3	25 to 35	72.7	6	54.5
31/12/2025	09:00	3	0	6	7	10	1	0	0	0	0	0	0	0	0	0	0	0	0	0	0	27	26.6	33.5	25 to 35	63.0	11	40.7
31/12/2025	10:00	0	0	10	12	13	1	0	0	0	0	0	0	0	0	0	0	0	0	0	0	36	27.9	33.5	25 to 35	69.4	14	38.9
31/12/2025	11:00	0	3	10	15	9	2	0	0	0	0	0	0	0	0	0	0	0	0	0	0	39	26.8	32.8	20 to 30	64.1	11	28.2
31/12/2025	12:00	0	2	10	11	11	1	0	0	0	0	0	0	0	0	0	0	0	0	0	0	35	27.1	33.2	25 to 35	62.9	12	34.3
31/12/2025	13:00	2	2	5	18	9	1	0	0	0	0	0	0	0	0	0	0	0	0	0	0	37	26.7	32.2	25 to 35	73.0	10	27.0
31/12/2025	14:00	1	5	13	12	7	0	0	0	0	0	0	0	0	0	0	0	0	0	0	0	38	24.7	30.7	20 to 30	65.8	7	18.4
31/12/2025	15:00	3	4	6	19	3	0	0	0	0	0	0	0	0	0	0	0	0	0	0	0	35	24.4	29.5	20 to 30	71.4	3	8.6
31/12/2025	16:00	0	1	8	14	1	0	0	0	0	0	0	0	0	0	0	0	0	0	0	0	24	25.4	28.9	20 to 30	91.7	1	4.2
31/12/2025	17:00	3	2	6	6	4	2	0	0	0	0	0	0	0	0	0	0	0	0	0	0	23	24.3	33.8	20 to 30	52.2	6	26.1
31/12/2025	18:00	2	0	0	7	6	0	0	0	0	0	0	0	0	0	0	0	0	0	0	0	15	27.2	33.3	25 to 35	86.7	6	40.0
31/12/2025	19:00	0	0	5	5	5	2	0	0	0	0	0	0	0	0	0	0	0	0	0	0	17	28.4	34	20 to 30	58.8	7	41.2
31/12/2025	20:00	0	0	2	2	5	0	0	0	0	0	0	0	0	0	0	0	0	0	0	0	9	28.9	34	25 to 35	77.8	5	55.6
31/12/2025	21:00	0	0	1	2	1	1	0	0	0	0	0	0	0	0	0	0	0	0	0	0	5	29	35	20 to 30	60.0	2	40.0
31/12/2025	22:00	1	0	0	1	0	0	0	0	0	0	0	0	0	0	0	0	0	0	0	0	2	19.5	30	5 to 15	50.0	*	*
31/12/2025	23:00	0	0	0	0	2	0	0	0	0	0	0	0	0	0	0	0	0	0	0	0	2	32	35	25 to 35	100.0	2	100.0
24 Hr Summary		15	21	88	142	97	11	0	0	0	0	0	0	0	0	0	0	0	0	0	0	374	26.4	32.7	25 to 35	63.9	108	28.9

Incoming: Average Hourly Volume for Week of 01/12/2025  
Average Counts By Hour (01/12/2025) — Average Counts By Hour (01/12/2025)

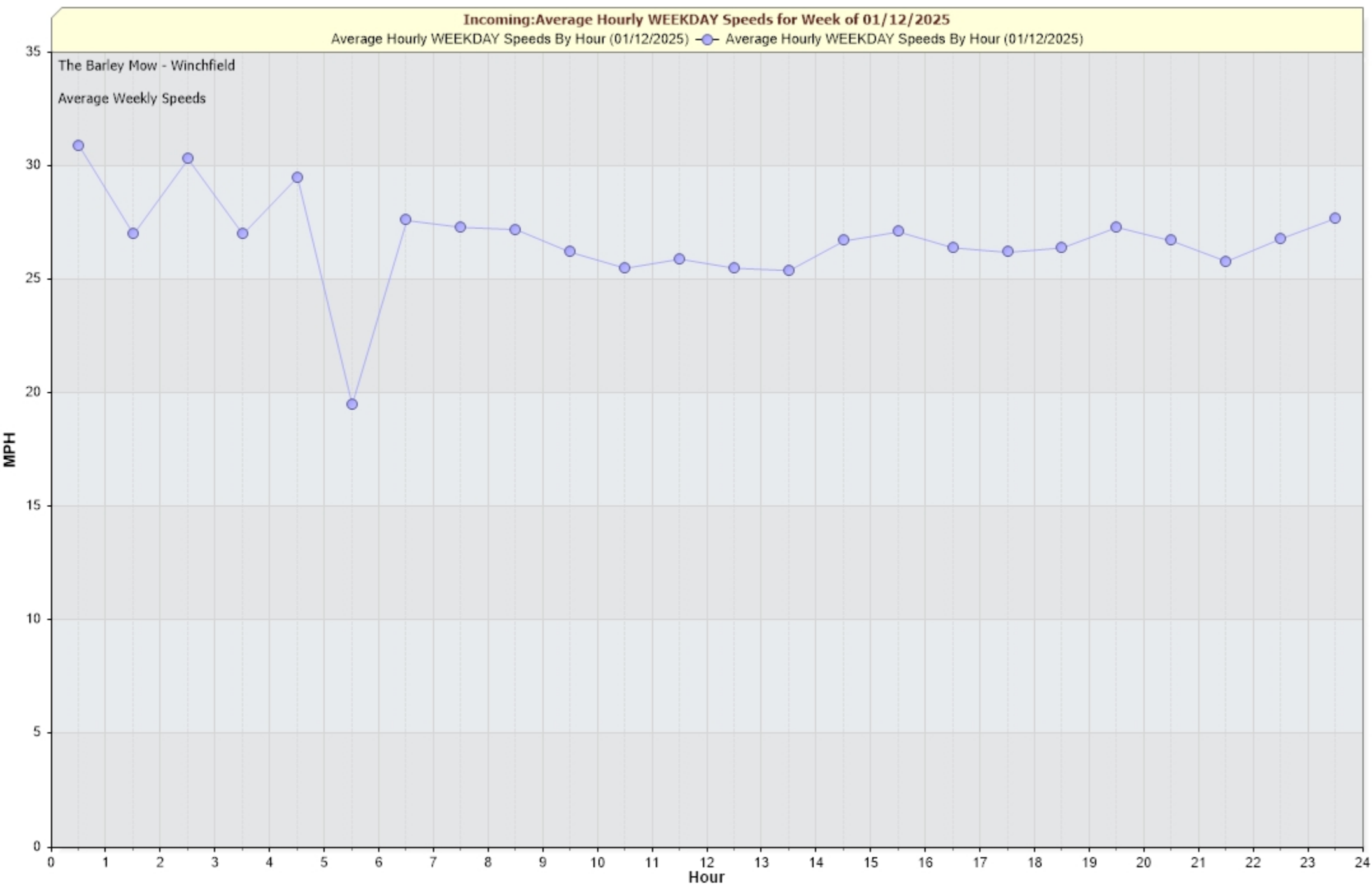
The Barley Mow - Winchfield  
Average Weekly Volumes

Vehicles/Hour



Incoming: Average Hourly WEEKDAY Speeds for Week of 01/12/2025  
Average Hourly WEEKDAY Speeds By Hour (01/12/2025) — Average Hourly WEEKDAY Speeds By Hour (01/12/2025)

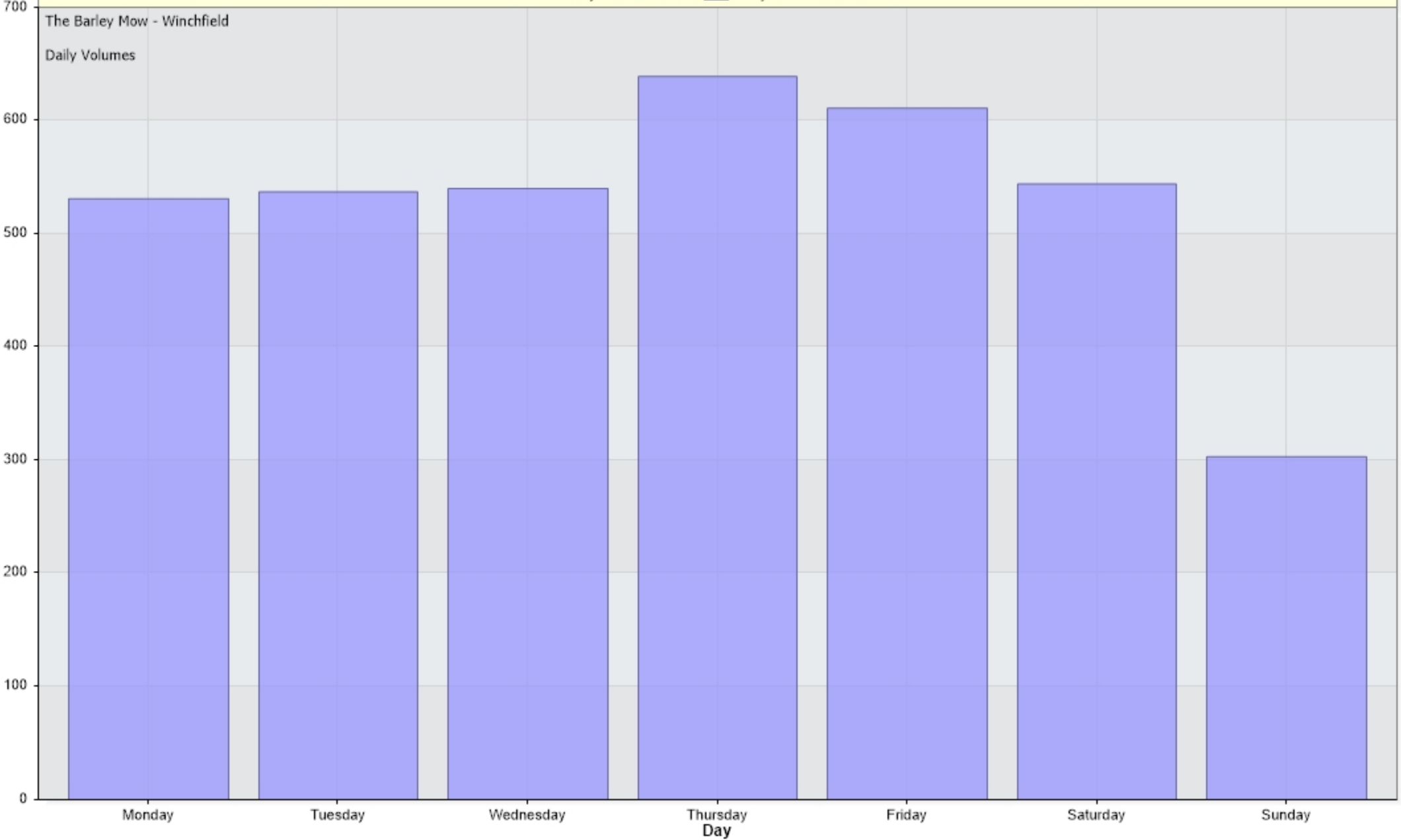
The Barley Mow - Winchfield  
Average Weekly Speeds



Incoming:Daily Volume for Week of 01/12/2025

Daily Vehicle Counts

Daily Vehicle Counts



The Barley Mow - Winchfield  
Daily Volumes