

For Project: The Barley Mow - Winchfield  
 Project Notes:  
 Location/Name: Incoming  
 Report Generated: 25/01/2026 16:50:10  
 Speed Intervals: 5 MPH  
 Time Intervals: Instant  
 Traffic Report From: 01/10/2025 00:00:00 through 31/10/2025 23:59:59  
 85th Percentile Speed: 32.4 MPH  
 85th Percentile Vehicles: 28438  
 Max Speed: 50 MPH on 25/10/2025 21:10:00  
 Total Vehicles: 33456  
 AADT: 1079

## Volumes - weekly counts

Time	5 Day	7 Day
Average Daily	1146	1067
AM Peak 07:00	102	84
PM Peak 15:00	100	95

## Speed

Speed Limit: 30  
 85th Percentile Speed: 32.4  
 50th Percentile Speed: 27.4  
 10 MPH Pace Interval: 25.0 MPH to 35.0 MPH  
 Average Speed: 26.99

	Monday	Tuesday	Wednesday	Thursday	Friday	Saturday	Sunday
Count over limit	1090	1288	1602	1614	1484	918	702
% over limit	25.8	28.7	27.0	26.8	25.5	24.7	21.6
Avg Speeder	33.2	33.2	33.1	33.3	33.0	33.2	33.2
Avg Speed	17.1	17.1	16.6	17.0	16.6	18.2	18.2

Day/Time Ending	85th pctl (MPH)	85th pctl cnts	Total Cnts	Max Speed	Avg Speeder	% Speeders	Avg Speed
01/10/2025 01:00:00	0.0	0	0	0	0.0	0.0%	0.0
01/10/2025 02:00:00	0.0	0	0	0	0.0	0.0%	0.0
01/10/2025 03:00:00	0.0	0	0	0	0.0	0.0%	0.0
01/10/2025 04:00:00	35.0	2	2	35	32.5	100.0%	32.0
01/10/2025 05:00:00	33.8	8	10	35	32.5	80.0%	31.0
01/10/2025 06:00:00	32.5	24	28	35	32.5	28.6%	26.0
01/10/2025 07:00:00	34.1	78	92	45	33.7	45.7%	30.2
01/10/2025 08:00:00	33.0	85	100	40	33.6	28.0%	28.1
01/10/2025 09:00:00	31.9	65	76	35	32.5	23.7%	23.9
01/10/2025 10:00:00	32.5	49	58	40	33.1	27.6%	26.9
01/10/2025 11:00:00	33.1	54	64	40	33.5	31.3%	27.8
01/10/2025 12:00:00	32.5	63	74	40	33.6	24.3%	26.9
01/10/2025 13:00:00	31.7	60	70	40	33.2	20.0%	25.9
01/10/2025 14:00:00	32.5	70	82	40	33.0	26.8%	26.8
01/10/2025 15:00:00	30.0	68	80	35	32.5	15.0%	26.1
01/10/2025 16:00:00	33.2	78	92	40	32.8	39.1%	28.0
01/10/2025 17:00:00	33.3	105	124	40	33.5	32.3%	28.1
01/10/2025 18:00:00	32.1	78	92	35	32.5	26.1%	26.0
01/10/2025 19:00:00	32.1	39	46	35	32.5	26.1%	25.0
01/10/2025 20:00:00	32.5	26	30	35	32.5	26.7%	23.7
01/10/2025 21:00:00	36.2	17	20	40	34.5	50.0%	28.5
01/10/2025 22:00:00	28.8	29	34	35	32.5	5.9%	24.7
01/10/2025 23:00:00	28.8	3	4	30	0.0	0.0%	27.0
02/10/2025 00:00:00	0.0	0	0	0	0.0	0.0%	0.0
02/10/2025 01:00:00	0.0	0	0	0	0.0	0.0%	0.0
02/10/2025 02:00:00	0.0	0	0	0	0.0	0.0%	0.0
02/10/2025 03:00:00	0.0	0	0	0	0.0	0.0%	0.0
02/10/2025 04:00:00	0.0	0	0	0	0.0	0.0%	0.0
02/10/2025 05:00:00	33.8	7	8	35	32.5	50.0%	29.5
02/10/2025 06:00:00	33.1	17	20	35	32.5	40.0%	28.6
02/10/2025 07:00:00	33.7	87	102	40	33.3	39.2%	28.7
02/10/2025 08:00:00	33.0	82	96	40	32.8	33.3%	28.3
02/10/2025 09:00:00	32.7	76	90	40	33.3	28.9%	26.4
02/10/2025 10:00:00	29.3	54	64	35	32.5	9.4%	24.5
02/10/2025 11:00:00	33.2	65	76	40	33.3	31.6%	26.2
02/10/2025 12:00:00	32.7	68	80	35	32.5	32.5%	27.3
02/10/2025 13:00:00	33.2	58	68	40	32.9	35.3%	26.6
02/10/2025 14:00:00	31.9	70	82	40	33.1	22.0%	26.2
02/10/2025 15:00:00	32.5	95	112	40	33.6	25.0%	27.0
02/10/2025 16:00:00	32.9	95	112	40	33.4	28.6%	27.6
02/10/2025 17:00:00	33.1	90	106	40	32.8	35.8%	27.7
02/10/2025 18:00:00	32.1	68	80	40	33.6	22.5%	27.2
02/10/2025 19:00:00	30.0	42	50	40	33.8	16.0%	27.1
02/10/2025 20:00:00	32.5	20	24	35	32.5	33.3%	27.1
02/10/2025 21:00:00	30.0	10	12	35	32.5	16.7%	26.2
02/10/2025 22:00:00	32.5	7	8	35	32.5	25.0%	27.0
02/10/2025 23:00:00	40.0	8	10	45	40.0	40.0%	32.0

Incoming Summary  
The Barley Mow - Winchfield

from Wed-Oct-01-2025-12-00-AM to Fri-Oct-31-2025-11-59-PM

03/10/2025 00:00:00	0.0	0	0	0	0.0	0.0%	0.0
03/10/2025 01:00:00	0.0	0	0	0	0.0	0.0%	0.0
03/10/2025 02:00:00	0.0	0	0	0	0.0	0.0%	0.0
03/10/2025 03:00:00	0.0	0	0	0	0.0	0.0%	0.0
03/10/2025 04:00:00	0.0	0	0	0	0.0	0.0%	0.0
03/10/2025 05:00:00	32.5	8	10	35	32.5	40.0%	28.2
03/10/2025 06:00:00	33.3	20	24	40	33.8	33.3%	28.8
03/10/2025 07:00:00	32.8	37	44	35	32.5	36.4%	28.0
03/10/2025 08:00:00	33.1	73	86	35	32.5	39.5%	28.3
03/10/2025 09:00:00	31.1	80	94	35	32.5	19.1%	26.9
03/10/2025 10:00:00	31.2	49	58	35	32.5	20.7%	27.1
03/10/2025 11:00:00	31.4	60	70	35	32.5	20.0%	27.1
03/10/2025 12:00:00	29.9	71	84	35	32.5	14.3%	26.5
03/10/2025 13:00:00	31.9	56	66	35	32.5	24.2%	26.8
03/10/2025 14:00:00	34.1	58	68	40	33.1	52.9%	29.8
03/10/2025 15:00:00	33.1	66	78	40	32.9	35.9%	28.4
03/10/2025 16:00:00	30.0	56	66	35	32.5	15.2%	27.0
03/10/2025 17:00:00	32.5	73	86	35	32.5	30.2%	27.7
03/10/2025 18:00:00	32.5	54	64	40	33.1	28.1%	26.7
03/10/2025 19:00:00	31.9	31	36	35	32.5	22.2%	25.7
03/10/2025 20:00:00	29.5	17	20	35	32.5	10.0%	25.1
03/10/2025 21:00:00	31.2	15	18	35	32.5	22.2%	25.4
03/10/2025 22:00:00	27.5	3	4	30	0.0	0.0%	24.5
03/10/2025 23:00:00	28.8	3	4	30	0.0	0.0%	27.0
04/10/2025 00:00:00	30.0	2	2	30	0.0	0.0%	27.0
04/10/2025 01:00:00	0.0	0	0	0	0.0	0.0%	0.0
04/10/2025 02:00:00	0.0	0	0	0	0.0	0.0%	0.0
04/10/2025 03:00:00	0.0	0	0	0	0.0	0.0%	0.0
04/10/2025 04:00:00	0.0	0	0	0	0.0	0.0%	0.0
04/10/2025 05:00:00	0.0	0	0	0	0.0	0.0%	0.0
04/10/2025 06:00:00	33.3	12	14	35	32.5	42.9%	28.4
04/10/2025 07:00:00	31.7	26	30	35	32.5	20.0%	26.4
04/10/2025 08:00:00	33.6	29	34	35	32.5	52.9%	28.1
04/10/2025 09:00:00	32.5	42	50	40	33.2	28.0%	25.0
04/10/2025 10:00:00	32.7	71	84	40	32.9	31.0%	26.9
04/10/2025 11:00:00	32.9	73	86	40	32.9	32.6%	27.0
04/10/2025 12:00:00	30.9	87	102	40	33.1	17.6%	26.6
04/10/2025 13:00:00	33.7	60	70	40	32.8	45.7%	28.7
04/10/2025 14:00:00	32.0	46	54	40	33.3	22.2%	26.3
04/10/2025 15:00:00	32.2	63	74	40	33.1	24.3%	26.2
04/10/2025 16:00:00	33.8	54	64	40	35.0	25.0%	26.8
04/10/2025 17:00:00	33.6	36	42	40	33.1	38.1%	29.1
04/10/2025 18:00:00	31.2	29	34	40	34.2	17.6%	24.8
04/10/2025 19:00:00	33.8	20	24	40	33.5	41.7%	29.2
04/10/2025 20:00:00	33.3	8	10	35	32.5	60.0%	30.0
04/10/2025 21:00:00	37.5	10	12	40	35.8	50.0%	31.3
04/10/2025 22:00:00	33.8	5	6	35	32.5	66.7%	30.3
04/10/2025 23:00:00	30.0	10	12	40	37.5	16.7%	28.0

Incoming Summary  
The Barley Mow - Winchfield

from Wed-Oct-01-2025-12-00-AM to Fri-Oct-31-2025-11-59-PM

05/10/2025 00:00:00	32.5	12	14	35	32.5	28.6%	27.9
05/10/2025 01:00:00	30.0	2	2	30	0.0	0.0%	27.0
05/10/2025 02:00:00	30.0	2	2	30	0.0	0.0%	27.0
05/10/2025 03:00:00	0.0	0	0	0	0.0	0.0%	0.0
05/10/2025 04:00:00	0.0	0	0	0	0.0	0.0%	0.0
05/10/2025 05:00:00	25.0	2	2	25	0.0	0.0%	22.0
05/10/2025 06:00:00	32.5	7	8	35	32.5	25.0%	27.0
05/10/2025 07:00:00	33.8	7	8	35	32.5	50.0%	27.3
05/10/2025 08:00:00	33.0	26	30	35	32.5	33.3%	23.2
05/10/2025 09:00:00	33.5	48	56	40	33.0	39.3%	26.3
05/10/2025 10:00:00	30.4	75	88	40	33.2	15.9%	25.3
05/10/2025 11:00:00	31.2	65	76	45	33.9	18.4%	26.4
05/10/2025 12:00:00	31.8	49	58	35	32.5	24.1%	25.1
05/10/2025 13:00:00	32.1	39	46	35	32.5	26.1%	26.7
05/10/2025 14:00:00	32.5	56	66	40	33.8	24.2%	25.6
05/10/2025 15:00:00	29.8	61	72	35	32.5	13.9%	25.3
05/10/2025 16:00:00	34.2	61	72	45	34.4	36.1%	28.2
05/10/2025 17:00:00	33.0	46	54	45	34.6	25.9%	26.3
05/10/2025 18:00:00	35.0	12	14	40	35.0	28.6%	28.6
05/10/2025 19:00:00	30.8	29	34	35	32.5	17.6%	24.7
05/10/2025 20:00:00	32.5	5	6	35	32.5	33.3%	27.0
05/10/2025 21:00:00	32.5	5	6	35	32.5	33.3%	27.0
05/10/2025 22:00:00	32.5	5	6	35	32.5	33.3%	27.0
05/10/2025 23:00:00	0.0	0	0	0	0.0	0.0%	0.0
06/10/2025 00:00:00	0.0	0	0	0	0.0	0.0%	0.0
06/10/2025 01:00:00	0.0	0	0	0	0.0	0.0%	0.0
06/10/2025 02:00:00	0.0	0	0	0	0.0	0.0%	0.0
06/10/2025 03:00:00	25.0	2	2	25	0.0	0.0%	22.0
06/10/2025 04:00:00	0.0	0	0	0	0.0	0.0%	0.0
06/10/2025 05:00:00	37.5	5	6	40	34.2	100.0%	33.7
06/10/2025 06:00:00	35.0	26	30	40	34.2	40.0%	27.4
06/10/2025 07:00:00	33.7	61	72	45	33.5	41.7%	29.4
06/10/2025 08:00:00	33.5	75	88	40	33.1	38.6%	28.5
06/10/2025 09:00:00	33.6	68	80	40	33.6	35.0%	28.8
06/10/2025 10:00:00	30.5	49	58	35	32.5	17.2%	26.3
06/10/2025 11:00:00	30.0	46	54	40	33.8	14.8%	25.7
06/10/2025 12:00:00	31.9	61	72	35	32.5	25.0%	26.0
06/10/2025 13:00:00	32.1	60	70	40	33.1	22.9%	26.4
06/10/2025 14:00:00	30.0	58	68	40	34.5	14.7%	25.9
06/10/2025 15:00:00	31.7	94	110	35	32.5	21.8%	26.8
06/10/2025 16:00:00	33.1	80	94	35	32.5	38.3%	28.0
06/10/2025 17:00:00	33.9	75	88	40	33.0	50.0%	28.8
06/10/2025 18:00:00	31.9	58	68	35	32.5	23.5%	24.9
06/10/2025 19:00:00	32.1	37	44	35	32.5	27.3%	27.3
06/10/2025 20:00:00	36.7	22	26	40	36.3	30.8%	26.7
06/10/2025 21:00:00	37.5	10	12	40	34.5	83.3%	32.8
06/10/2025 22:00:00	32.5	3	4	35	32.5	50.0%	29.5
06/10/2025 23:00:00	0.0	0	0	0	0.0	0.0%	0.0

Incoming Summary  
The Barley Mow - Winchfield

from Wed-Oct-01-2025-12-00-AM to Fri-Oct-31-2025-11-59-PM

07/10/2025 00:00:00	32.5	5	6	35	32.5	33.3%	27.0
07/10/2025 01:00:00	0.0	0	0	0	0.0	0.0%	0.0
07/10/2025 02:00:00	0.0	0	0	0	0.0	0.0%	0.0
07/10/2025 03:00:00	0.0	0	0	0	0.0	0.0%	0.0
07/10/2025 04:00:00	0.0	0	0	0	0.0	0.0%	0.0
07/10/2025 05:00:00	34.0	8	10	35	32.5	100.0%	32.0
07/10/2025 06:00:00	35.0	34	40	40	33.9	55.0%	29.6
07/10/2025 07:00:00	33.8	75	88	40	33.4	38.6%	28.7
07/10/2025 08:00:00	34.2	90	106	45	33.8	43.4%	28.8
07/10/2025 09:00:00	33.2	61	72	35	32.5	41.7%	27.6
07/10/2025 10:00:00	32.7	63	74	35	32.5	32.4%	26.7
07/10/2025 11:00:00	32.5	37	44	35	32.5	31.8%	27.3
07/10/2025 12:00:00	31.5	78	92	35	32.5	21.7%	25.2
07/10/2025 13:00:00	32.5	75	88	45	33.9	25.0%	26.7
07/10/2025 14:00:00	32.8	46	54	35	32.5	33.3%	27.0
07/10/2025 15:00:00	34.3	90	106	40	33.5	49.1%	28.8
07/10/2025 16:00:00	32.9	92	108	40	32.8	33.3%	27.2
07/10/2025 17:00:00	32.2	71	84	40	33.0	26.2%	25.6
07/10/2025 18:00:00	31.5	78	92	35	32.5	21.7%	26.6
07/10/2025 19:00:00	31.9	27	32	35	32.5	25.0%	27.5
07/10/2025 20:00:00	29.5	17	20	35	32.5	10.0%	25.7
07/10/2025 21:00:00	36.2	17	20	40	35.0	40.0%	29.6
07/10/2025 22:00:00	33.8	8	10	35	32.5	80.0%	30.2
07/10/2025 23:00:00	30.0	2	2	30	0.0	0.0%	27.0
08/10/2025 00:00:00	33.8	5	6	35	32.5	66.7%	30.3
08/10/2025 01:00:00	0.0	0	0	0	0.0	0.0%	0.0
08/10/2025 02:00:00	37.5	3	4	40	37.5	50.0%	29.5
08/10/2025 03:00:00	0.0	0	0	0	0.0	0.0%	0.0
08/10/2025 04:00:00	0.0	0	0	0	0.0	0.0%	0.0
08/10/2025 05:00:00	40.0	12	14	45	34.6	100.0%	34.3
08/10/2025 06:00:00	33.6	24	28	35	32.5	50.0%	28.2
08/10/2025 07:00:00	33.6	73	86	40	33.1	41.9%	28.2
08/10/2025 08:00:00	33.5	73	86	40	33.5	34.9%	28.0
08/10/2025 09:00:00	29.4	54	64	35	32.5	9.4%	24.9
08/10/2025 10:00:00	31.9	63	74	35	32.5	24.3%	26.6
08/10/2025 11:00:00	31.6	61	72	35	32.5	22.2%	26.1
08/10/2025 12:00:00	34.2	60	70	40	33.5	42.9%	28.0
08/10/2025 13:00:00	32.0	70	82	35	32.5	24.4%	26.1
08/10/2025 14:00:00	33.6	58	68	40	33.3	38.2%	28.0
08/10/2025 15:00:00	33.8	88	104	45	33.7	40.4%	27.8
08/10/2025 16:00:00	33.1	105	124	40	33.0	35.5%	27.7
08/10/2025 17:00:00	33.0	85	100	40	32.8	34.0%	28.3
08/10/2025 18:00:00	31.6	73	86	40	33.1	20.9%	26.9
08/10/2025 19:00:00	30.0	44	52	35	32.5	15.4%	25.7
08/10/2025 20:00:00	33.0	22	26	35	32.5	38.5%	28.3
08/10/2025 21:00:00	29.5	15	18	35	32.5	11.1%	26.0
08/10/2025 22:00:00	36.2	19	22	40	34.2	54.5%	30.4
08/10/2025 23:00:00	30.0	8	10	45	42.5	20.0%	29.2

Incoming Summary  
The Barley Mow - Winchfield

from Wed-Oct-01-2025-12-00-AM to Fri-Oct-31-2025-11-59-PM

09/10/2025 00:00:00	32.5	3	4	35	32.5	50.0%	29.5
09/10/2025 01:00:00	0.0	0	0	0	0.0	0.0%	0.0
09/10/2025 02:00:00	35.0	2	2	35	32.5	100.0%	32.0
09/10/2025 03:00:00	0.0	0	0	0	0.0	0.0%	0.0
09/10/2025 04:00:00	0.0	0	0	0	0.0	0.0%	0.0
09/10/2025 05:00:00	33.3	8	10	35	32.5	60.0%	30.0
09/10/2025 06:00:00	33.0	22	26	35	32.5	38.5%	28.2
09/10/2025 07:00:00	34.6	75	88	45	33.9	50.0%	29.8
09/10/2025 08:00:00	34.2	80	94	40	33.3	51.1%	29.1
09/10/2025 09:00:00	33.5	71	84	40	33.5	35.7%	27.7
09/10/2025 10:00:00	29.8	65	76	35	32.5	13.2%	24.0
09/10/2025 11:00:00	32.3	80	94	35	32.5	27.7%	26.7
09/10/2025 12:00:00	30.0	70	82	35	32.5	14.6%	24.2
09/10/2025 13:00:00	32.0	97	114	40	33.3	22.8%	26.1
09/10/2025 14:00:00	32.5	104	122	40	33.5	24.6%	26.4
09/10/2025 15:00:00	30.0	90	106	35	32.5	15.1%	26.7
09/10/2025 16:00:00	30.6	102	120	40	33.0	16.7%	25.7
09/10/2025 17:00:00	33.2	90	106	45	34.2	28.3%	27.7
09/10/2025 18:00:00	31.0	78	92	40	34.4	17.4%	26.3
09/10/2025 19:00:00	31.5	53	62	40	33.3	19.4%	24.7
09/10/2025 20:00:00	35.0	26	30	40	34.5	33.3%	28.4
09/10/2025 21:00:00	35.0	2	2	35	32.5	100.0%	32.0
09/10/2025 22:00:00	29.7	27	32	40	35.0	12.5%	26.3
09/10/2025 23:00:00	32.5	3	4	35	32.5	50.0%	29.5
10/10/2025 00:00:00	0.0	0	0	0	0.0	0.0%	0.0
10/10/2025 01:00:00	30.0	2	2	30	0.0	0.0%	27.0
10/10/2025 02:00:00	28.8	3	4	30	0.0	0.0%	27.0
10/10/2025 03:00:00	0.0	0	0	0	0.0	0.0%	0.0
10/10/2025 04:00:00	0.0	0	0	0	0.0	0.0%	0.0
10/10/2025 05:00:00	34.4	7	8	35	32.5	100.0%	32.0
10/10/2025 06:00:00	35.0	14	16	40	34.2	37.5%	28.3
10/10/2025 07:00:00	33.2	68	80	40	33.3	32.5%	27.7
10/10/2025 08:00:00	32.4	124	146	40	33.0	26.0%	27.2
10/10/2025 09:00:00	31.7	70	82	35	32.5	22.0%	24.9
10/10/2025 10:00:00	31.8	71	84	35	32.5	23.8%	25.8
10/10/2025 11:00:00	30.9	85	100	40	33.1	18.0%	25.7
10/10/2025 12:00:00	29.9	85	100	35	32.5	14.0%	25.6
10/10/2025 13:00:00	31.4	66	78	40	33.1	20.5%	26.3
10/10/2025 14:00:00	31.7	95	112	35	32.5	23.2%	25.9
10/10/2025 15:00:00	31.4	112	132	35	32.5	21.2%	24.9
10/10/2025 16:00:00	32.9	99	116	40	32.8	32.8%	25.2
10/10/2025 17:00:00	31.6	105	124	40	33.3	21.0%	27.6
10/10/2025 18:00:00	30.4	65	76	35	32.5	15.8%	26.2
10/10/2025 19:00:00	30.0	36	42	35	32.5	14.3%	25.4
10/10/2025 20:00:00	31.2	17	20	35	32.5	20.0%	25.8
10/10/2025 21:00:00	37.5	7	8	40	34.2	75.0%	30.8
10/10/2025 22:00:00	30.0	14	16	35	32.5	12.5%	25.1
10/10/2025 23:00:00	32.5	5	6	35	32.5	33.3%	25.3

Incoming Summary  
The Barley Mow - Winchfield

from Wed-Oct-01-2025-12-00-AM to Fri-Oct-31-2025-11-59-PM

11/10/2025 00:00:00	32.5	3	4	35	32.5	50.0%	27.0
11/10/2025 01:00:00	27.5	3	4	30	0.0	0.0%	24.5
11/10/2025 02:00:00	0.0	0	0	0	0.0	0.0%	0.0
11/10/2025 03:00:00	0.0	0	0	0	0.0	0.0%	0.0
11/10/2025 04:00:00	0.0	0	0	0	0.0	0.0%	0.0
11/10/2025 05:00:00	0.0	0	0	0	0.0	0.0%	0.0
11/10/2025 06:00:00	33.3	8	10	35	32.5	60.0%	30.2
11/10/2025 07:00:00	33.3	24	28	35	32.5	42.9%	28.1
11/10/2025 08:00:00	29.1	42	50	35	32.5	8.0%	23.8
11/10/2025 09:00:00	30.4	85	100	40	33.1	16.0%	25.4
11/10/2025 10:00:00	30.0	94	110	35	32.5	14.5%	24.3
11/10/2025 11:00:00	31.9	70	82	40	33.1	22.0%	26.5
11/10/2025 12:00:00	32.5	75	88	40	33.4	25.0%	26.8
11/10/2025 13:00:00	33.0	85	100	40	33.1	32.0%	26.2
11/10/2025 14:00:00	32.5	82	96	40	33.3	25.0%	26.8
11/10/2025 15:00:00	30.3	97	114	35	32.5	15.8%	24.9
11/10/2025 16:00:00	31.1	78	92	35	32.5	19.6%	25.8
11/10/2025 17:00:00	30.5	63	74	40	33.3	16.2%	25.8
11/10/2025 18:00:00	30.0	46	54	40	35.0	14.8%	24.9
11/10/2025 19:00:00	29.7	31	36	35	32.5	11.1%	23.5
11/10/2025 20:00:00	37.5	7	8	40	37.5	25.0%	25.8
11/10/2025 21:00:00	0.0	0	0	0	0.0	0.0%	0.0
11/10/2025 22:00:00	30.0	20	24	40	35.0	16.7%	27.6
11/10/2025 23:00:00	32.5	3	4	35	32.5	50.0%	29.5
12/10/2025 00:00:00	27.5	3	4	30	0.0	0.0%	22.0
12/10/2025 01:00:00	33.8	5	6	35	32.5	66.7%	30.3
12/10/2025 02:00:00	0.0	0	0	0	0.0	0.0%	0.0
12/10/2025 03:00:00	0.0	0	0	0	0.0	0.0%	0.0
12/10/2025 04:00:00	0.0	0	0	0	0.0	0.0%	0.0
12/10/2025 05:00:00	0.0	0	0	0	0.0	0.0%	0.0
12/10/2025 06:00:00	32.5	7	8	35	32.5	25.0%	28.3
12/10/2025 07:00:00	30.0	20	24	35	32.5	16.7%	24.9
12/10/2025 08:00:00	30.0	34	40	40	34.2	15.0%	26.2
12/10/2025 09:00:00	30.0	46	54	40	33.8	14.8%	23.7
12/10/2025 10:00:00	29.5	71	84	35	32.5	11.9%	24.6
12/10/2025 11:00:00	32.5	49	58	35	32.5	31.0%	26.3
12/10/2025 12:00:00	31.6	71	84	40	33.1	21.4%	25.3
12/10/2025 13:00:00	33.0	83	98	40	33.1	32.7%	27.2
12/10/2025 14:00:00	30.2	109	128	35	32.5	15.6%	24.8
12/10/2025 15:00:00	30.8	95	112	35	32.5	17.9%	24.9
12/10/2025 16:00:00	30.6	90	106	40	33.1	17.0%	25.3
12/10/2025 17:00:00	31.6	63	74	35	32.5	21.6%	24.4
12/10/2025 18:00:00	29.6	39	46	35	32.5	13.0%	24.2
12/10/2025 19:00:00	32.5	10	12	35	32.5	33.3%	27.8
12/10/2025 20:00:00	34.4	17	20	40	33.5	50.0%	30.1
12/10/2025 21:00:00	35.0	8	10	40	34.2	60.0%	31.0
12/10/2025 22:00:00	23.8	3	4	25	0.0	0.0%	22.0
12/10/2025 23:00:00	32.5	3	4	35	32.5	50.0%	24.5

Incoming Summary  
The Barley Mow - Winchfield

from Wed-Oct-01-2025-12-00-AM to Fri-Oct-31-2025-11-59-PM

13/10/2025 00:00:00	0.0	0	0	0	0.0	0.0%	0.0
13/10/2025 01:00:00	40.0	2	2	40	37.5	100.0%	37.0
13/10/2025 02:00:00	0.0	0	0	0	0.0	0.0%	0.0
13/10/2025 03:00:00	0.0	0	0	0	0.0	0.0%	0.0
13/10/2025 04:00:00	30.0	2	2	30	0.0	0.0%	27.0
13/10/2025 05:00:00	37.5	7	8	40	33.8	100.0%	33.5
13/10/2025 06:00:00	33.0	20	24	35	32.5	41.7%	28.3
13/10/2025 07:00:00	32.5	78	92	40	32.9	28.3%	28.1
13/10/2025 08:00:00	30.5	128	150	40	33.3	16.0%	26.6
13/10/2025 09:00:00	30.5	51	60	35	32.5	16.7%	26.8
13/10/2025 10:00:00	30.0	54	64	35	32.5	15.6%	24.3
13/10/2025 11:00:00	31.0	54	64	40	33.3	18.8%	27.7
13/10/2025 12:00:00	29.8	68	80	35	32.5	12.5%	25.4
13/10/2025 13:00:00	31.4	68	80	45	33.8	20.0%	26.3
13/10/2025 14:00:00	33.1	71	84	40	33.8	28.6%	26.7
13/10/2025 15:00:00	32.0	119	140	40	32.8	24.3%	27.4
13/10/2025 16:00:00	30.8	99	116	40	33.0	17.2%	26.9
13/10/2025 17:00:00	30.0	60	70	40	33.5	14.3%	26.1
13/10/2025 18:00:00	30.4	65	76	35	32.5	15.8%	27.3
13/10/2025 19:00:00	32.8	51	60	40	33.1	30.0%	27.9
13/10/2025 20:00:00	38.1	19	22	40	37.5	36.4%	28.0
13/10/2025 21:00:00	42.5	10	12	45	39.2	50.0%	31.3
13/10/2025 22:00:00	35.0	12	14	40	34.2	42.9%	26.4
13/10/2025 23:00:00	32.5	5	6	35	32.5	33.3%	28.7
14/10/2025 00:00:00	0.0	0	0	0	0.0	0.0%	0.0
14/10/2025 01:00:00	0.0	0	0	0	0.0	0.0%	0.0
14/10/2025 02:00:00	0.0	0	0	0	0.0	0.0%	0.0
14/10/2025 03:00:00	0.0	0	0	0	0.0	0.0%	0.0
14/10/2025 04:00:00	30.0	2	2	30	0.0	0.0%	27.0
14/10/2025 05:00:00	34.0	8	10	35	32.5	100.0%	32.2
14/10/2025 06:00:00	32.9	32	38	35	32.5	36.8%	28.2
14/10/2025 07:00:00	33.2	82	96	40	32.8	37.5%	28.6
14/10/2025 08:00:00	32.9	129	152	40	33.2	30.3%	27.7
14/10/2025 09:00:00	33.2	68	80	40	33.3	32.5%	27.4
14/10/2025 10:00:00	31.5	78	92	35	32.5	21.7%	26.8
14/10/2025 11:00:00	30.8	58	68	35	32.5	17.6%	26.2
14/10/2025 12:00:00	31.1	92	108	40	33.0	18.5%	25.5
14/10/2025 13:00:00	30.6	88	104	35	32.5	17.3%	25.5
14/10/2025 14:00:00	31.0	70	82	40	33.9	17.1%	26.5
14/10/2025 15:00:00	32.1	104	122	40	32.8	24.6%	26.9
14/10/2025 16:00:00	32.5	76	90	40	33.3	26.7%	27.9
14/10/2025 17:00:00	30.3	87	102	35	32.5	15.7%	26.3
14/10/2025 18:00:00	32.3	66	78	35	32.5	28.2%	27.7
14/10/2025 19:00:00	33.5	41	48	45	35.4	29.2%	27.2
14/10/2025 20:00:00	30.0	14	16	40	37.5	12.5%	25.9
14/10/2025 21:00:00	32.5	20	24	40	34.2	25.0%	27.6
14/10/2025 22:00:00	32.5	10	12	35	32.5	33.3%	23.0
14/10/2025 23:00:00	0.0	0	0	0	0.0	0.0%	0.0

Incoming Summary  
The Barley Mow - Winchfield

from Wed-Oct-01-2025-12-00-AM to Fri-Oct-31-2025-11-59-PM

15/10/2025 00:00:00	37.5	3	4	40	37.5	50.0%	27.0
15/10/2025 01:00:00	0.0	0	0	0	0.0	0.0%	0.0
15/10/2025 02:00:00	0.0	0	0	0	0.0	0.0%	0.0
15/10/2025 03:00:00	0.0	0	0	0	0.0	0.0%	0.0
15/10/2025 04:00:00	0.0	0	0	0	0.0	0.0%	0.0
15/10/2025 05:00:00	33.3	8	10	35	32.5	60.0%	29.0
15/10/2025 06:00:00	34.6	37	44	40	34.0	45.5%	27.8
15/10/2025 07:00:00	30.6	76	90	35	32.5	17.8%	27.5
15/10/2025 08:00:00	31.9	131	154	40	32.8	23.4%	27.0
15/10/2025 09:00:00	31.7	68	80	35	32.5	22.5%	25.5
15/10/2025 10:00:00	30.8	68	80	40	33.2	17.5%	25.4
15/10/2025 11:00:00	31.8	73	86	35	32.5	23.3%	25.7
15/10/2025 12:00:00	29.5	63	74	35	32.5	10.8%	24.6
15/10/2025 13:00:00	32.3	85	100	35	32.5	28.0%	27.1
15/10/2025 14:00:00	29.7	107	126	40	33.1	12.7%	25.4
15/10/2025 15:00:00	31.2	95	112	40	33.0	19.6%	26.3
15/10/2025 16:00:00	31.9	95	112	40	32.9	23.2%	26.4
15/10/2025 17:00:00	33.2	76	90	40	32.8	40.0%	29.0
15/10/2025 18:00:00	32.2	58	68	35	32.5	26.5%	27.0
15/10/2025 19:00:00	33.8	20	24	40	33.5	41.7%	28.8
15/10/2025 20:00:00	31.2	15	18	35	32.5	22.2%	28.3
15/10/2025 21:00:00	35.0	10	12	40	34.2	50.0%	30.5
15/10/2025 22:00:00	32.5	17	20	35	32.5	30.0%	26.2
15/10/2025 23:00:00	28.8	3	4	30	0.0	0.0%	27.0
16/10/2025 00:00:00	35.0	2	2	35	32.5	100.0%	32.0
16/10/2025 01:00:00	20.0	2	2	20	0.0	0.0%	17.0
16/10/2025 02:00:00	35.0	2	2	35	32.5	100.0%	32.0
16/10/2025 03:00:00	20.0	2	2	20	0.0	0.0%	17.0
16/10/2025 04:00:00	0.0	0	0	0	0.0	0.0%	0.0
16/10/2025 05:00:00	40.0	12	14	45	34.6	100.0%	34.3
16/10/2025 06:00:00	35.0	24	28	40	34.5	35.7%	26.8
16/10/2025 07:00:00	33.1	82	96	40	32.8	35.4%	27.5
16/10/2025 08:00:00	31.4	100	118	45	34.8	18.6%	26.7
16/10/2025 09:00:00	32.5	76	90	45	34.3	24.4%	27.0
16/10/2025 10:00:00	31.5	51	60	40	33.3	20.0%	25.7
16/10/2025 11:00:00	34.3	63	74	40	33.8	40.5%	28.1
16/10/2025 12:00:00	31.6	71	84	40	33.1	21.4%	26.5
16/10/2025 13:00:00	32.3	85	100	40	32.9	26.0%	26.4
16/10/2025 14:00:00	31.6	75	88	40	33.1	20.5%	25.6
16/10/2025 15:00:00	31.7	82	96	40	33.0	20.8%	25.7
16/10/2025 16:00:00	32.7	97	114	40	33.1	28.1%	27.6
16/10/2025 17:00:00	32.5	73	86	40	34.0	23.3%	27.7
16/10/2025 18:00:00	30.0	56	66	40	33.5	15.2%	26.6
16/10/2025 19:00:00	35.0	26	30	40	34.2	40.0%	28.5
16/10/2025 20:00:00	32.5	19	22	35	32.5	27.3%	28.0
16/10/2025 21:00:00	29.1	31	36	35	32.5	5.6%	23.9
16/10/2025 22:00:00	30.0	14	16	40	37.5	12.5%	26.5
16/10/2025 23:00:00	37.5	5	6	40	37.5	33.3%	28.7

Incoming Summary  
The Barley Mow - Winchfield

from Wed-Oct-01-2025-12-00-AM to Fri-Oct-31-2025-11-59-PM

17/10/2025 00:00:00	27.5	3	4	30	0.0	0.0%	24.5
17/10/2025 01:00:00	0.0	0	0	0	0.0	0.0%	0.0
17/10/2025 02:00:00	0.0	0	0	0	0.0	0.0%	0.0
17/10/2025 03:00:00	0.0	0	0	0	0.0	0.0%	0.0
17/10/2025 04:00:00	45.0	2	2	45	42.5	100.0%	42.0
17/10/2025 05:00:00	37.5	3	4	40	35.0	100.0%	34.5
17/10/2025 06:00:00	32.5	15	18	45	37.5	22.2%	26.6
17/10/2025 07:00:00	33.4	61	72	40	33.3	36.1%	27.6
17/10/2025 08:00:00	32.1	95	112	40	32.9	25.0%	28.2
17/10/2025 09:00:00	29.8	76	90	35	32.5	13.3%	24.4
17/10/2025 10:00:00	33.2	70	82	40	33.3	31.7%	27.7
17/10/2025 11:00:00	32.5	54	64	40	33.1	28.1%	26.7
17/10/2025 12:00:00	31.4	60	70	35	32.5	20.0%	25.8
17/10/2025 13:00:00	31.4	60	70	35	32.5	20.0%	27.1
17/10/2025 14:00:00	32.5	75	88	40	32.9	27.3%	26.7
17/10/2025 15:00:00	32.6	100	118	35	32.5	32.2%	27.2
17/10/2025 16:00:00	32.0	85	100	40	32.9	24.0%	26.5
17/10/2025 17:00:00	33.3	80	94	40	32.8	40.4%	28.5
17/10/2025 18:00:00	29.5	66	78	35	32.5	10.3%	25.3
17/10/2025 19:00:00	30.8	27	32	35	32.5	18.8%	24.6
17/10/2025 20:00:00	35.0	22	26	45	34.6	53.8%	29.1
17/10/2025 21:00:00	32.5	15	18	35	32.5	33.3%	27.1
17/10/2025 22:00:00	32.5	12	14	35	32.5	28.6%	26.3
17/10/2025 23:00:00	30.0	10	12	35	32.5	16.7%	27.0
18/10/2025 00:00:00	30.0	8	10	35	32.5	20.0%	27.0
18/10/2025 01:00:00	40.0	2	2	40	37.5	100.0%	37.0
18/10/2025 02:00:00	0.0	0	0	0	0.0	0.0%	0.0
18/10/2025 03:00:00	0.0	0	0	0	0.0	0.0%	0.0
18/10/2025 04:00:00	0.0	0	0	0	0.0	0.0%	0.0
18/10/2025 05:00:00	0.0	0	0	0	0.0	0.0%	0.0
18/10/2025 06:00:00	42.5	7	8	45	35.8	75.0%	33.3
18/10/2025 07:00:00	30.0	22	26	35	32.5	15.4%	24.3
18/10/2025 08:00:00	32.0	42	50	40	33.3	24.0%	26.3
18/10/2025 09:00:00	32.0	46	54	40	33.3	22.2%	25.3
18/10/2025 10:00:00	30.8	54	64	35	32.5	18.8%	26.1
18/10/2025 11:00:00	29.9	73	86	35	32.5	14.0%	25.1
18/10/2025 12:00:00	31.5	92	108	40	33.0	20.4%	26.0
18/10/2025 13:00:00	33.2	61	72	40	33.3	33.3%	26.7
18/10/2025 14:00:00	29.4	60	70	40	34.2	8.6%	25.1
18/10/2025 15:00:00	29.6	75	88	35	32.5	11.4%	24.6
18/10/2025 16:00:00	33.2	61	72	35	32.5	41.7%	28.7
18/10/2025 17:00:00	31.2	36	42	35	32.5	19.0%	24.8
18/10/2025 18:00:00	30.0	26	30	35	32.5	13.3%	25.1
18/10/2025 19:00:00	33.3	22	26	40	33.8	30.8%	27.5
18/10/2025 20:00:00	37.5	15	18	40	35.5	55.6%	31.7
18/10/2025 21:00:00	29.2	7	8	30	0.0	0.0%	26.0
18/10/2025 22:00:00	31.2	34	40	35	32.5	20.0%	24.5
18/10/2025 23:00:00	33.3	12	14	35	32.5	42.9%	27.7

Incoming Summary  
The Barley Mow - Winchfield

from Wed-Oct-01-2025-12-00-AM to Fri-Oct-31-2025-11-59-PM

19/10/2025 00:00:00	32.5	10	12	35	32.5	33.3%	27.8
19/10/2025 01:00:00	27.5	3	4	30	0.0	0.0%	24.5
19/10/2025 02:00:00	35.0	2	2	35	32.5	100.0%	32.0
19/10/2025 03:00:00	35.0	2	2	35	32.5	100.0%	32.0
19/10/2025 04:00:00	0.0	0	0	0	0.0	0.0%	0.0
19/10/2025 05:00:00	0.0	0	0	0	0.0	0.0%	0.0
19/10/2025 06:00:00	32.5	3	4	35	32.5	50.0%	29.5
19/10/2025 07:00:00	30.0	8	10	35	32.5	20.0%	23.0
19/10/2025 08:00:00	29.5	37	44	35	32.5	9.1%	26.5
19/10/2025 09:00:00	30.0	26	30	35	32.5	13.3%	24.8
19/10/2025 10:00:00	31.2	51	60	35	32.5	20.0%	24.5
19/10/2025 11:00:00	31.4	58	68	35	32.5	20.6%	25.9
19/10/2025 12:00:00	29.6	65	76	35	32.5	10.5%	25.4
19/10/2025 13:00:00	31.9	54	64	35	32.5	25.0%	27.5
19/10/2025 14:00:00	32.2	61	72	35	32.5	27.8%	26.3
19/10/2025 15:00:00	32.1	48	56	35	32.5	25.0%	26.9
19/10/2025 16:00:00	31.7	46	54	35	32.5	22.2%	25.7
19/10/2025 17:00:00	29.1	27	32	35	32.5	6.3%	25.0
19/10/2025 18:00:00	29.2	17	20	35	32.5	10.0%	24.8
19/10/2025 19:00:00	31.2	15	18	35	32.5	22.2%	27.1
19/10/2025 20:00:00	33.8	7	8	35	32.5	50.0%	29.5
19/10/2025 21:00:00	33.8	5	6	35	32.5	66.7%	27.0
19/10/2025 22:00:00	33.8	3	4	35	32.5	100.0%	32.0
19/10/2025 23:00:00	30.0	2	2	30	0.0	0.0%	27.0
20/10/2025 00:00:00	0.0	0	0	0	0.0	0.0%	0.0
20/10/2025 01:00:00	0.0	0	0	0	0.0	0.0%	0.0
20/10/2025 02:00:00	0.0	0	0	0	0.0	0.0%	0.0
20/10/2025 03:00:00	0.0	0	0	0	0.0	0.0%	0.0
20/10/2025 04:00:00	35.0	2	2	35	32.5	100.0%	32.0
20/10/2025 05:00:00	42.5	7	8	45	35.0	100.0%	34.8
20/10/2025 06:00:00	32.5	26	30	40	34.2	20.0%	25.1
20/10/2025 07:00:00	33.0	49	58	35	32.5	37.9%	28.4
20/10/2025 08:00:00	31.7	76	90	40	33.0	22.2%	26.9
20/10/2025 09:00:00	30.8	51	60	40	34.5	16.7%	27.8
20/10/2025 10:00:00	33.8	29	34	40	33.2	41.2%	29.3
20/10/2025 11:00:00	30.8	60	70	35	32.5	17.1%	26.6
20/10/2025 12:00:00	31.5	39	46	35	32.5	21.7%	26.5
20/10/2025 13:00:00	33.8	37	44	40	33.0	50.0%	28.9
20/10/2025 14:00:00	32.5	49	58	35	32.5	31.0%	28.0
20/10/2025 15:00:00	31.4	75	88	35	32.5	20.5%	26.9
20/10/2025 16:00:00	32.2	75	88	40	33.0	25.0%	26.9
20/10/2025 17:00:00	30.9	73	86	35	32.5	18.6%	26.3
20/10/2025 18:00:00	29.1	83	98	35	32.5	6.1%	24.6
20/10/2025 19:00:00	30.0	20	24	35	32.5	16.7%	27.6
20/10/2025 20:00:00	33.3	12	14	35	32.5	42.9%	27.0
20/10/2025 21:00:00	32.5	7	8	35	32.5	25.0%	28.3
20/10/2025 22:00:00	35.0	8	10	40	35.0	40.0%	29.0
20/10/2025 23:00:00	0.0	0	0	0	0.0	0.0%	0.0

Incoming Summary  
The Barley Mow - Winchfield

from Wed-Oct-01-2025-12-00-AM to Fri-Oct-31-2025-11-59-PM

21/10/2025 00:00:00	0.0	0	0	0	0.0	0.0%	0.0
21/10/2025 01:00:00	37.5	3	4	40	37.5	50.0%	32.0
21/10/2025 02:00:00	0.0	0	0	0	0.0	0.0%	0.0
21/10/2025 03:00:00	0.0	0	0	0	0.0	0.0%	0.0
21/10/2025 04:00:00	0.0	0	0	0	0.0	0.0%	0.0
21/10/2025 05:00:00	35.0	10	12	40	33.8	66.7%	31.2
21/10/2025 06:00:00	34.2	31	36	40	33.0	55.6%	29.1
21/10/2025 07:00:00	33.8	58	68	40	33.2	41.2%	28.1
21/10/2025 08:00:00	33.3	76	90	40	33.5	33.3%	28.2
21/10/2025 09:00:00	33.6	66	78	40	33.6	35.9%	27.7
21/10/2025 10:00:00	29.1	42	50	35	32.5	8.0%	24.6
21/10/2025 11:00:00	32.5	39	46	35	32.5	30.4%	26.8
21/10/2025 12:00:00	30.0	78	92	40	33.2	15.2%	26.1
21/10/2025 13:00:00	29.7	60	70	40	33.8	11.4%	24.8
21/10/2025 14:00:00	32.5	53	62	35	32.5	29.0%	25.9
21/10/2025 15:00:00	32.5	78	92	35	32.5	30.4%	27.6
21/10/2025 16:00:00	33.0	78	92	40	32.8	34.8%	28.2
21/10/2025 17:00:00	33.2	51	60	40	33.6	30.0%	28.1
21/10/2025 18:00:00	32.2	73	86	40	33.0	25.6%	27.9
21/10/2025 19:00:00	35.0	20	24	40	34.2	50.0%	29.6
21/10/2025 20:00:00	34.0	14	16	35	32.5	62.5%	30.3
21/10/2025 21:00:00	38.8	7	8	40	35.8	75.0%	33.3
21/10/2025 22:00:00	28.8	8	10	30	0.0	0.0%	26.0
21/10/2025 23:00:00	27.5	3	4	30	0.0	0.0%	24.5
22/10/2025 00:00:00	0.0	0	0	0	0.0	0.0%	0.0
22/10/2025 01:00:00	0.0	0	0	0	0.0	0.0%	0.0
22/10/2025 02:00:00	0.0	0	0	0	0.0	0.0%	0.0
22/10/2025 03:00:00	0.0	0	0	0	0.0	0.0%	0.0
22/10/2025 04:00:00	0.0	0	0	0	0.0	0.0%	0.0
22/10/2025 05:00:00	37.5	12	14	40	34.2	85.7%	32.9
22/10/2025 06:00:00	34.0	26	30	40	33.3	40.0%	28.9
22/10/2025 07:00:00	34.1	61	72	40	34.2	33.3%	28.7
22/10/2025 08:00:00	33.6	87	102	40	33.0	41.2%	29.1
22/10/2025 09:00:00	33.2	53	62	40	33.0	35.5%	27.5
22/10/2025 10:00:00	32.5	58	68	40	33.1	26.5%	25.2
22/10/2025 11:00:00	32.7	78	92	35	32.5	32.6%	26.3
22/10/2025 12:00:00	32.5	54	64	35	32.5	31.3%	26.8
22/10/2025 13:00:00	31.8	53	62	35	32.5	22.6%	25.2
22/10/2025 14:00:00	30.0	88	104	35	32.5	15.4%	26.2
22/10/2025 15:00:00	31.7	68	80	35	32.5	22.5%	26.0
22/10/2025 16:00:00	32.2	124	146	40	32.8	26.0%	26.9
22/10/2025 17:00:00	32.2	121	142	45	33.4	23.9%	26.8
22/10/2025 18:00:00	32.5	68	80	35	32.5	30.0%	28.2
22/10/2025 19:00:00	31.7	34	40	40	33.8	20.0%	26.5
22/10/2025 20:00:00	27.5	14	16	30	0.0	0.0%	21.5
22/10/2025 21:00:00	30.0	14	16	35	32.5	12.5%	27.3
22/10/2025 22:00:00	32.5	14	16	35	32.5	25.0%	27.8
22/10/2025 23:00:00	30.0	12	14	35	32.5	14.3%	24.9

Incoming Summary  
The Barley Mow - Winchfield

from Wed-Oct-01-2025-12-00-AM to Fri-Oct-31-2025-11-59-PM

23/10/2025 00:00:00	0.0	0	0	0	0.0	0.0%	0.0
23/10/2025 01:00:00	27.5	3	4	30	0.0	0.0%	19.5
23/10/2025 02:00:00	0.0	0	0	0	0.0	0.0%	0.0
23/10/2025 03:00:00	25.0	2	2	25	0.0	0.0%	22.0
23/10/2025 04:00:00	0.0	0	0	0	0.0	0.0%	0.0
23/10/2025 05:00:00	40.0	2	2	40	37.5	100.0%	37.0
23/10/2025 06:00:00	31.2	15	18	35	32.5	22.2%	23.8
23/10/2025 07:00:00	32.8	61	72	40	33.0	30.6%	28.1
23/10/2025 08:00:00	32.0	92	108	40	33.3	22.2%	27.3
23/10/2025 09:00:00	33.3	56	66	40	33.4	33.3%	27.7
23/10/2025 10:00:00	33.3	32	38	40	34.5	26.3%	27.2
23/10/2025 11:00:00	31.7	68	80	35	32.5	22.5%	25.8
23/10/2025 12:00:00	29.6	56	66	35	32.5	12.1%	23.3
23/10/2025 13:00:00	31.8	51	60	35	32.5	23.3%	24.8
23/10/2025 14:00:00	32.5	71	84	40	33.4	26.2%	26.8
23/10/2025 15:00:00	32.3	95	112	40	32.8	26.8%	26.4
23/10/2025 16:00:00	33.0	85	100	40	32.8	34.0%	28.1
23/10/2025 17:00:00	32.4	114	134	40	32.8	26.9%	26.6
23/10/2025 18:00:00	29.9	61	72	35	32.5	13.9%	26.1
23/10/2025 19:00:00	33.6	29	34	35	32.5	52.9%	28.4
23/10/2025 20:00:00	32.9	32	38	35	32.5	36.8%	28.2
23/10/2025 21:00:00	35.0	10	12	40	35.0	33.3%	29.5
23/10/2025 22:00:00	30.0	8	10	35	32.5	20.0%	28.0
23/10/2025 23:00:00	40.0	2	2	40	37.5	100.0%	37.0
24/10/2025 00:00:00	0.0	0	0	0	0.0	0.0%	0.0
24/10/2025 01:00:00	0.0	0	0	0	0.0	0.0%	0.0
24/10/2025 02:00:00	0.0	0	0	0	0.0	0.0%	0.0
24/10/2025 03:00:00	0.0	0	0	0	0.0	0.0%	0.0
24/10/2025 04:00:00	0.0	0	0	0	0.0	0.0%	0.0
24/10/2025 05:00:00	33.8	3	4	35	32.5	100.0%	32.0
24/10/2025 06:00:00	31.2	15	18	35	32.5	22.2%	25.4
24/10/2025 07:00:00	32.5	54	64	40	33.1	28.1%	27.9
24/10/2025 08:00:00	30.0	76	90	35	32.5	15.6%	26.0
24/10/2025 09:00:00	29.7	65	76	35	32.5	10.5%	26.2
24/10/2025 10:00:00	31.8	75	88	35	32.5	22.7%	26.3
24/10/2025 11:00:00	32.9	75	88	40	32.9	31.8%	27.8
24/10/2025 12:00:00	31.8	87	102	40	33.0	21.6%	25.7
24/10/2025 13:00:00	33.0	54	64	40	33.0	34.4%	28.1
24/10/2025 14:00:00	32.5	85	100	35	32.5	30.0%	27.4
24/10/2025 15:00:00	32.3	114	134	40	33.1	25.4%	27.5
24/10/2025 16:00:00	32.7	92	108	40	33.6	25.9%	26.1
24/10/2025 17:00:00	33.1	117	138	40	33.2	33.3%	28.5
24/10/2025 18:00:00	31.2	78	92	40	33.1	19.6%	26.3
24/10/2025 19:00:00	32.5	49	58	40	33.9	24.1%	27.2
24/10/2025 20:00:00	28.8	17	20	35	32.5	10.0%	20.6
24/10/2025 21:00:00	31.2	15	18	35	32.5	22.2%	25.9
24/10/2025 22:00:00	20.0	8	10	30	0.0	0.0%	17.0
24/10/2025 23:00:00	33.8	5	6	35	32.5	66.7%	30.3

Incoming Summary  
The Barley Mow - Winchfield

from Wed-Oct-01-2025-12-00-AM to Fri-Oct-31-2025-11-59-PM

25/10/2025 00:00:00	25.0	2	2	25	0.0	0.0%	22.0
25/10/2025 01:00:00	0.0	0	0	0	0.0	0.0%	0.0
25/10/2025 02:00:00	32.5	3	4	35	32.5	50.0%	29.5
25/10/2025 03:00:00	35.0	2	2	35	32.5	100.0%	32.0
25/10/2025 04:00:00	0.0	0	0	0	0.0	0.0%	0.0
25/10/2025 05:00:00	35.0	2	2	35	32.5	100.0%	32.0
25/10/2025 06:00:00	30.0	2	2	30	0.0	0.0%	27.0
25/10/2025 07:00:00	33.6	34	40	40	33.1	40.0%	27.5
25/10/2025 08:00:00	33.3	42	50	40	33.8	32.0%	27.5
25/10/2025 09:00:00	32.2	53	62	35	32.5	25.8%	28.0
25/10/2025 10:00:00	33.3	70	82	40	33.8	29.3%	27.1
25/10/2025 11:00:00	29.6	70	82	40	33.8	9.8%	26.4
25/10/2025 12:00:00	31.8	76	90	35	32.5	24.4%	25.2
25/10/2025 13:00:00	32.3	68	80	35	32.5	27.5%	26.6
25/10/2025 14:00:00	32.5	70	82	40	33.0	26.8%	27.2
25/10/2025 15:00:00	31.1	76	90	35	32.5	20.0%	25.1
25/10/2025 16:00:00	32.8	51	60	40	33.1	30.0%	26.9
25/10/2025 17:00:00	34.0	48	56	45	35.0	28.6%	27.1
25/10/2025 18:00:00	32.5	53	62	35	32.5	29.0%	27.6
25/10/2025 19:00:00	33.8	14	16	35	32.5	50.0%	27.0
25/10/2025 20:00:00	28.8	10	12	30	0.0	0.0%	23.8
25/10/2025 21:00:00	35.0	12	14	45	35.8	42.9%	29.1
25/10/2025 22:00:00	37.5	17	20	50	37.5	40.0%	30.6
25/10/2025 23:00:00	32.5	15	18	40	35.0	22.2%	25.3
26/10/2025 00:00:00	33.8	3	4	35	32.5	100.0%	32.0
26/10/2025 01:00:00	35.0	2	2	35	32.5	100.0%	32.0
26/10/2025 02:00:00	0.0	0	0	0	0.0	0.0%	0.0
26/10/2025 03:00:00	0.0	0	0	0	0.0	0.0%	0.0
26/10/2025 04:00:00	0.0	0	0	0	0.0	0.0%	0.0
26/10/2025 05:00:00	27.5	3	4	30	0.0	0.0%	24.5
26/10/2025 06:00:00	0.0	0	0	0	0.0	0.0%	0.0
26/10/2025 07:00:00	29.2	5	6	30	0.0	0.0%	27.0
26/10/2025 08:00:00	29.1	19	22	30	0.0	0.0%	25.3
26/10/2025 09:00:00	29.6	36	42	45	37.5	9.5%	26.7
26/10/2025 10:00:00	32.1	65	76	40	33.8	21.1%	26.0
26/10/2025 11:00:00	33.1	90	106	40	33.1	34.0%	27.8
26/10/2025 12:00:00	30.0	90	106	35	32.5	15.1%	26.1
26/10/2025 13:00:00	31.8	95	112	40	33.3	21.4%	26.9
26/10/2025 14:00:00	31.8	73	86	35	32.5	23.3%	26.5
26/10/2025 15:00:00	29.9	73	86	45	35.0	14.0%	26.6
26/10/2025 16:00:00	32.1	68	80	40	33.6	22.5%	26.3
26/10/2025 17:00:00	32.0	56	66	40	33.9	21.2%	26.5
26/10/2025 18:00:00	30.0	42	50	40	33.8	16.0%	25.4
26/10/2025 19:00:00	32.5	19	22	40	35.0	18.2%	27.1
26/10/2025 20:00:00	32.5	31	36	45	39.2	16.7%	25.5
26/10/2025 21:00:00	30.0	10	12	35	32.5	16.7%	27.0
26/10/2025 22:00:00	32.5	5	6	35	32.5	33.3%	28.7
26/10/2025 23:00:00	37.5	14	16	40	35.8	37.5%	27.0

Incoming Summary  
The Barley Mow - Winchfield

from Wed-Oct-01-2025-12-00-AM to Fri-Oct-31-2025-11-59-PM

27/10/2025 00:00:00	35.0	2	2	35	32.5	100.0%	32.0
27/10/2025 01:00:00	30.0	2	2	30	0.0	0.0%	27.0
27/10/2025 02:00:00	0.0	0	0	0	0.0	0.0%	0.0
27/10/2025 03:00:00	0.0	0	0	0	0.0	0.0%	0.0
27/10/2025 04:00:00	0.0	0	0	0	0.0	0.0%	0.0
27/10/2025 05:00:00	0.0	0	0	0	0.0	0.0%	0.0
27/10/2025 06:00:00	40.0	2	2	40	37.5	100.0%	37.0
27/10/2025 07:00:00	33.5	19	22	35	32.5	45.5%	28.1
27/10/2025 08:00:00	33.6	48	56	40	32.9	42.9%	28.8
27/10/2025 09:00:00	32.1	92	108	40	32.9	24.1%	25.9
27/10/2025 10:00:00	31.2	48	56	40	33.5	17.9%	27.1
27/10/2025 11:00:00	32.5	70	82	40	33.0	26.8%	27.0
27/10/2025 12:00:00	32.2	61	72	40	33.1	25.0%	27.4
27/10/2025 13:00:00	31.4	68	80	40	33.1	20.0%	26.3
27/10/2025 14:00:00	32.5	54	64	40	33.8	25.0%	26.9
27/10/2025 15:00:00	31.4	60	70	35	32.5	20.0%	26.2
27/10/2025 16:00:00	32.1	76	90	40	34.0	22.2%	26.4
27/10/2025 17:00:00	31.7	78	92	40	33.0	21.7%	26.9
27/10/2025 18:00:00	33.1	92	108	45	33.8	29.6%	26.4
27/10/2025 19:00:00	33.5	29	34	40	33.3	35.3%	27.8
27/10/2025 20:00:00	31.9	29	34	35	32.5	23.5%	27.2
27/10/2025 21:00:00	34.5	17	20	40	33.3	60.0%	30.0
27/10/2025 22:00:00	32.5	17	20	35	32.5	30.0%	26.2
27/10/2025 23:00:00	35.0	12	14	50	40.0	28.6%	29.9
28/10/2025 00:00:00	32.5	3	4	35	32.5	50.0%	29.5
28/10/2025 01:00:00	0.0	0	0	0	0.0	0.0%	0.0
28/10/2025 02:00:00	0.0	0	0	0	0.0	0.0%	0.0
28/10/2025 03:00:00	0.0	0	0	0	0.0	0.0%	0.0
28/10/2025 04:00:00	30.0	2	2	30	0.0	0.0%	27.0
28/10/2025 05:00:00	0.0	0	0	0	0.0	0.0%	0.0
28/10/2025 06:00:00	0.0	0	0	0	0.0	0.0%	0.0
28/10/2025 07:00:00	31.7	22	26	35	32.5	23.1%	26.0
28/10/2025 08:00:00	34.3	70	82	40	33.6	46.3%	29.3
28/10/2025 09:00:00	32.0	54	64	40	33.9	21.9%	27.4
28/10/2025 10:00:00	33.9	60	70	45	33.4	45.7%	29.5
28/10/2025 11:00:00	33.1	66	78	40	32.9	35.9%	28.8
28/10/2025 12:00:00	29.8	58	68	35	32.5	11.8%	26.6
28/10/2025 13:00:00	32.5	60	70	40	34.6	20.0%	26.7
28/10/2025 14:00:00	30.0	44	52	40	33.8	15.4%	24.7
28/10/2025 15:00:00	31.1	61	72	35	32.5	19.4%	25.5
28/10/2025 16:00:00	29.9	65	76	40	33.5	13.2%	25.9
28/10/2025 17:00:00	32.0	83	98	40	32.9	24.5%	26.3
28/10/2025 18:00:00	32.0	90	106	40	33.3	22.6%	26.6
28/10/2025 19:00:00	29.1	51	60	40	35.0	6.7%	23.3
28/10/2025 20:00:00	30.0	32	38	35	32.5	15.8%	25.6
28/10/2025 21:00:00	32.5	24	28	40	34.2	21.4%	25.5
28/10/2025 22:00:00	34.4	19	22	40	33.5	45.5%	26.6
28/10/2025 23:00:00	32.5	3	4	35	32.5	50.0%	29.5

Incoming Summary  
The Barley Mow - Winchfield

from Wed-Oct-01-2025-12-00-AM to Fri-Oct-31-2025-11-59-PM

29/10/2025 00:00:00	35.0	2	2	35	32.5	100.0%	32.0
29/10/2025 01:00:00	0.0	0	0	0	0.0	0.0%	0.0
29/10/2025 02:00:00	0.0	0	0	0	0.0	0.0%	0.0
29/10/2025 03:00:00	0.0	0	0	0	0.0	0.0%	0.0
29/10/2025 04:00:00	15.0	2	2	15	0.0	0.0%	12.0
29/10/2025 05:00:00	0.0	0	0	0	0.0	0.0%	0.0
29/10/2025 06:00:00	0.0	0	0	0	0.0	0.0%	0.0
29/10/2025 07:00:00	34.2	15	18	40	33.8	44.4%	29.4
29/10/2025 08:00:00	33.1	68	80	40	32.9	35.0%	28.3
29/10/2025 09:00:00	33.0	68	80	40	33.3	30.0%	28.2
29/10/2025 10:00:00	33.1	54	64	40	33.5	31.3%	27.6
29/10/2025 11:00:00	33.4	49	58	40	32.9	41.4%	27.9
29/10/2025 12:00:00	32.2	63	74	35	32.5	27.0%	26.5
29/10/2025 13:00:00	30.0	56	66	40	33.5	15.2%	23.9
29/10/2025 14:00:00	30.0	56	66	35	32.5	15.2%	26.5
29/10/2025 15:00:00	30.8	60	70	35	32.5	17.1%	23.8
29/10/2025 16:00:00	29.1	76	90	40	33.5	11.1%	22.5
29/10/2025 17:00:00	29.4	73	86	35	32.5	9.3%	24.9
29/10/2025 18:00:00	30.3	109	128	40	33.5	15.6%	24.9
29/10/2025 19:00:00	29.0	51	60	35	32.5	6.7%	22.9
29/10/2025 20:00:00	30.8	31	36	35	32.5	16.7%	26.7
29/10/2025 21:00:00	33.0	24	28	35	32.5	35.7%	26.9
29/10/2025 22:00:00	32.5	12	14	35	32.5	28.6%	27.9
29/10/2025 23:00:00	37.5	8	10	40	35.8	60.0%	32.0
30/10/2025 00:00:00	0.0	0	0	0	0.0	0.0%	0.0
30/10/2025 01:00:00	0.0	0	0	0	0.0	0.0%	0.0
30/10/2025 02:00:00	40.0	2	2	40	37.5	100.0%	37.0
30/10/2025 03:00:00	25.0	2	2	25	0.0	0.0%	22.0
30/10/2025 04:00:00	30.0	2	2	30	0.0	0.0%	27.0
30/10/2025 05:00:00	15.0	2	2	15	0.0	0.0%	12.0
30/10/2025 06:00:00	0.0	0	0	0	0.0	0.0%	0.0
30/10/2025 07:00:00	35.0	14	16	40	33.8	50.0%	29.0
30/10/2025 08:00:00	34.5	78	92	45	33.8	52.2%	29.5
30/10/2025 09:00:00	31.9	65	76	35	32.5	23.7%	26.0
30/10/2025 10:00:00	33.1	70	82	40	33.9	26.8%	27.3
30/10/2025 11:00:00	29.2	71	84	40	35.0	4.8%	26.0
30/10/2025 12:00:00	31.8	71	84	35	32.5	23.8%	27.1
30/10/2025 13:00:00	32.1	54	64	40	33.1	25.0%	25.7
30/10/2025 14:00:00	33.0	60	70	45	35.0	22.9%	26.7
30/10/2025 15:00:00	32.5	63	74	35	32.5	29.7%	25.2
30/10/2025 16:00:00	31.8	73	86	35	32.5	23.3%	26.9
30/10/2025 17:00:00	32.9	104	122	45	34.0	27.9%	27.3
30/10/2025 18:00:00	32.5	100	118	45	34.3	23.7%	26.8
30/10/2025 19:00:00	33.0	58	68	40	34.4	23.5%	28.0
30/10/2025 20:00:00	35.0	22	26	40	34.2	46.2%	29.0
30/10/2025 21:00:00	32.5	24	28	40	34.2	21.4%	27.6
30/10/2025 22:00:00	32.5	14	16	35	32.5	25.0%	24.6
30/10/2025 23:00:00	32.5	12	14	35	32.5	28.6%	28.6

Incoming Summary  
The Barley Mow - Winchfield

from Wed-Oct-01-2025-12-00-AM to Fri-Oct-31-2025-11-59-PM

31/10/2025 00:00:00	30.0	2	2	30	0.0	0.0%	27.0
31/10/2025 01:00:00	30.0	2	2	30	0.0	0.0%	27.0
31/10/2025 02:00:00	0.0	0	0	0	0.0	0.0%	0.0
31/10/2025 03:00:00	0.0	0	0	0	0.0	0.0%	0.0
31/10/2025 04:00:00	0.0	0	0	0	0.0	0.0%	0.0
31/10/2025 05:00:00	0.0	0	0	0	0.0	0.0%	0.0
31/10/2025 06:00:00	28.8	3	4	30	0.0	0.0%	27.0
31/10/2025 07:00:00	30.0	8	10	35	32.5	20.0%	28.0
31/10/2025 08:00:00	32.9	75	88	40	32.9	31.8%	28.0
31/10/2025 09:00:00	32.5	56	66	35	32.5	30.3%	28.0
31/10/2025 10:00:00	32.5	56	66	40	33.1	27.3%	26.6
31/10/2025 11:00:00	33.5	66	78	40	33.2	38.5%	27.7
31/10/2025 12:00:00	33.3	68	80	45	33.6	35.0%	26.9
31/10/2025 13:00:00	29.8	66	78	35	32.5	12.8%	26.2
31/10/2025 14:00:00	32.9	53	62	40	33.8	25.8%	26.1
31/10/2025 15:00:00	33.8	70	82	40	33.5	36.6%	26.9
31/10/2025 16:00:00	33.5	71	84	45	33.8	35.7%	28.5
31/10/2025 17:00:00	32.3	76	90	35	32.5	28.9%	27.9
31/10/2025 18:00:00	30.0	76	90	45	33.9	15.6%	24.7
31/10/2025 19:00:00	29.5	41	48	40	35.0	8.3%	26.2
31/10/2025 20:00:00	28.8	39	46	35	32.5	4.3%	24.6
31/10/2025 21:00:00	29.6	15	18	35	32.5	11.1%	26.7
31/10/2025 22:00:00	30.0	12	14	35	32.5	14.3%	24.1
31/10/2025 23:00:00	31.2	15	18	35	32.5	22.2%	27.1
01/11/2025 00:00:00	32.5	3	4	35	32.5	50.0%	29.5

Day/Time Ending	85th pctI (MPH)	85th pctI cnts	Total Cnts	Max Speed	Avg Speeder	% Speeders	Avg Speed
02/10/2025 00:00:00	32.7	1001	1178	45	33.1	28.9%	27.0
03/10/2025 00:00:00	32.8	1020	1200	45	33.2	29.0%	27.2
04/10/2025 00:00:00	32.3	835	982	40	32.7	27.1%	27.4
05/10/2025 00:00:00	32.9	694	816	40	33.2	30.4%	27.1
06/10/2025 00:00:00	32.3	600	706	45	33.4	24.6%	26.0
07/10/2025 00:00:00	33.0	894	1052	45	33.2	31.0%	27.3
08/10/2025 00:00:00	33.2	976	1148	45	33.1	34.8%	27.4
09/10/2025 00:00:00	33.1	1015	1194	45	33.2	32.3%	27.4
10/10/2025 00:00:00	32.6	1144	1346	45	33.4	26.4%	26.7
11/10/2025 00:00:00	31.9	1153	1356	40	32.8	23.3%	26.1
12/10/2025 00:00:00	31.5	916	1078	40	33.1	20.2%	25.7
13/10/2025 00:00:00	31.5	826	972	40	32.9	21.0%	25.4
14/10/2025 00:00:00	31.9	1042	1226	45	33.4	21.9%	26.9
15/10/2025 00:00:00	32.3	1129	1328	45	33.1	25.3%	27.0
16/10/2025 00:00:00	32.0	1110	1306	40	32.9	23.9%	26.6
17/10/2025 00:00:00	32.6	1049	1234	45	33.6	25.4%	26.8
18/10/2025 00:00:00	32.4	998	1174	45	33.0	26.7%	26.9
19/10/2025 00:00:00	31.9	756	890	45	33.2	22.5%	26.1
20/10/2025 00:00:00	31.4	541	636	35	32.5	20.8%	26.0
21/10/2025 00:00:00	32.1	779	916	45	33.0	24.2%	27.0
22/10/2025 00:00:00	32.9	850	1000	40	33.2	30.2%	27.4
23/10/2025 00:00:00	32.5	1037	1220	45	33.0	27.9%	27.0
24/10/2025 00:00:00	32.4	947	1114	40	33.0	26.6%	26.7
25/10/2025 00:00:00	32.2	1088	1280	40	33.0	25.0%	26.8
26/10/2025 00:00:00	32.5	790	930	50	33.3	27.1%	26.8
27/10/2025 00:00:00	31.7	797	938	45	33.7	20.5%	26.5
28/10/2025 00:00:00	32.5	876	1030	50	33.3	26.6%	27.0
29/10/2025 00:00:00	32.3	865	1018	45	33.3	24.6%	26.7
30/10/2025 00:00:00	31.8	876	1030	40	33.1	21.7%	25.8
31/10/2025 00:00:00	32.7	960	1130	45	33.6	26.5%	27.0
31/10/2025 23:59:59	32.4	874	1028	45	33.2	26.1%	26.9

Incoming Weekly Counts  
The Barley Mow - Winchfield

from Wed-Oct-01-2025-12-00-AM to Fri-Oct-31-2025-11-59-PM

	29/09/2025	to	05/10/2025							
	Monday	Tuesday	Wednesday	Thursday	Friday	Saturday	Sunday	Week	Weekend	Week Day 85%
Hour	29/09/2025	30/09/2025	01/10/2025	02/10/2025	03/10/2025	04/10/2025	05/10/2025	Day Avg	Avg	Avg Speed
0 - 1	*	*	0	0	0	0	2	0	1	0
1 - 2	*	*	0	0	0	0	2	0	1	0
2 - 3	*	*	0	0	0	0	0	0	0	0
3 - 4	*	*	2	0	0	0	0	0.67	0	35
4 - 5	*	*	10	8	10	0	2	9.33	1	33.37
5 - 6	*	*	28	20	24	14	8	24	11	32.97
6 - 7	*	*	92	102	44	30	8	79.33	19	33.53
7 - 8	*	*	100	96	86	34	30	94	32	33.03
8 - 9	*	*	76	90	94	50	56	86.67	53	31.9
9 - 10	*	*	58	64	58	84	88	60	86	31
10 - 11	*	*	64	76	70	86	76	70	81	32.57
11 - 12	*	*	74	80	84	102	58	79.33	80	31.7
12 - 13	*	*	70	68	66	70	46	68	58	32.27
13 - 14	*	*	82	82	68	54	66	77.33	60	32.83
14 - 15	*	*	80	112	78	74	72	90	73	31.87
15 - 16	*	*	92	112	66	64	72	90	68	32.03
16 - 17	*	*	124	106	86	42	54	105.33	48	32.97
17 - 18	*	*	92	80	64	34	14	78.67	24	32.23
18 - 19	*	*	46	50	36	24	34	44	29	31.33
19 - 20	*	*	30	24	20	10	6	24.67	8	31.5
20 - 21	*	*	20	12	18	12	6	16.67	9	32.47
21 - 22	*	*	34	8	4	6	6	15.33	6	29.6
22 - 23	*	*	4	10	4	12	0	6	6	32.53
23 - 24	*	*	0	0	2	14	0	0.67	7	30
Totals	0	0	1178	1200	982	816	706			
% of Total	0%	0%	24.13%	24.58%	20.11%	16.71%	14.46%			

Incoming Weekly Counts  
The Barley Mow - Winchfield

from Wed-Oct-01-2025-12-00-AM to Fri-Oct-31-2025-11-59-PM

	06/10/2025	to	12/10/2025							
	Monday	Tuesday	Wednesday	Thursday	Friday	Saturday	Sunday	Week	Weekend	Week Day 85%
Hour	06/10/2025	07/10/2025	08/10/2025	09/10/2025	10/10/2025	11/10/2025	12/10/2025	Day Avg	Avg	Avg Speed
0 - 1	0	0	0	0	2	4	6	0.4	5	30
1 - 2	0	0	4	2	4	0	0	2	0	33.77
2 - 3	2	0	0	0	0	0	0	0.4	0	25
3 - 4	0	0	0	0	0	0	0	0	0	0
4 - 5	6	10	14	10	8	0	0	9.6	0	35.84
5 - 6	30	40	28	26	16	10	8	28	9	34.32
6 - 7	72	88	86	88	80	28	24	82.8	26	33.78
7 - 8	88	106	86	94	146	50	40	104	45	33.56
8 - 9	80	72	64	84	82	100	54	76.4	77	32.28
9 - 10	58	74	74	76	84	110	84	73.2	97	31.34
10 - 11	54	44	72	94	100	82	58	72.8	70	31.46
11 - 12	72	92	70	82	100	88	84	83.2	86	31.5
12 - 13	70	88	82	114	78	100	98	86.4	99	32
13 - 14	68	54	68	122	112	96	128	84.8	112	32.12
14 - 15	110	106	104	106	132	114	112	111.6	113	32.24
15 - 16	94	108	124	120	116	92	106	112.4	99	32.52
16 - 17	88	84	100	106	124	74	74	100.4	74	32.78
17 - 18	68	92	86	92	76	54	46	82.8	50	31.28
18 - 19	44	32	52	62	42	36	12	46.4	24	31.1
19 - 20	26	20	26	30	20	8	20	24.4	14	33.08
20 - 21	12	20	18	2	8	0	10	12	5	35.14
21 - 22	4	10	22	32	16	24	4	16.8	14	32.44
22 - 23	0	2	10	4	6	4	4	4.4	4	31.25
23 - 24	6	6	4	0	4	4	0	4	2	32.83
Totals	1052	1148	1194	1346	1356	1078	972			
% of Total	12.91%	14.09%	14.66%	16.52%	16.65%	13.23%	11.93%			

Incoming Weekly Counts  
The Barley Mow - Winchfield

from Wed-Oct-01-2025-12-00-AM to Fri-Oct-31-2025-11-59-PM

	13/10/2025	to	19/10/2025							
	Monday	Tuesday	Wednesday	Thursday	Friday	Saturday	Sunday	Week	Weekend	Week Day 85%
Hour	13/10/2025	14/10/2025	15/10/2025	16/10/2025	17/10/2025	18/10/2025	19/10/2025	Day Avg	Avg	Avg Speed
0 - 1	2	0	0	2	0	2	4	0.8	3	30
1 - 2	0	0	0	2	0	0	2	0.4	1	35
2 - 3	0	0	0	2	0	0	2	0.4	1	20
3 - 4	2	2	0	0	2	0	0	1.2	0	35
4 - 5	8	10	10	14	4	0	0	9.2	0	36.46
5 - 6	24	38	44	28	18	8	4	30.4	6	33.6
6 - 7	92	96	90	96	72	26	10	89.2	18	32.56
7 - 8	150	152	154	118	112	50	44	137.2	47	31.76
8 - 9	60	80	80	90	90	54	30	80	42	31.54
9 - 10	64	92	80	60	82	64	60	75.6	62	31.4
10 - 11	64	68	86	74	64	86	68	71.2	77	32.08
11 - 12	80	108	74	84	70	108	76	83.2	92	30.68
12 - 13	80	104	100	100	70	72	64	90.8	68	31.6
13 - 14	84	82	126	88	88	70	72	93.6	71	31.58
14 - 15	140	122	112	96	118	88	56	117.6	72	31.92
15 - 16	116	90	112	114	100	72	54	106.4	63	31.98
16 - 17	70	102	90	86	94	42	32	88.4	37	31.86
17 - 18	76	78	68	66	78	30	20	73.2	25	30.88
18 - 19	60	48	24	30	32	26	18	38.8	22	33.18
19 - 20	22	16	18	22	26	18	8	20.8	13	33.36
20 - 21	12	24	12	36	18	8	6	20.4	7	34.32
21 - 22	14	12	20	16	14	40	4	15.2	22	32.5
22 - 23	6	0	4	6	12	14	2	5.6	8	32.2
23 - 24	0	4	2	4	10	12	0	4	6	32.5
Totals	1226	1328	1306	1234	1174	890	636			
% of Total	15.73%	17.04%	16.76%	15.83%	15.06%	11.42%	8.16%			

Incoming Weekly Counts  
The Barley Mow - Winchfield

from Wed-Oct-01-2025-12-00-AM to Fri-Oct-31-2025-11-59-PM

	20/10/2025	to	26/10/2025							
	Monday	Tuesday	Wednesday	Thursday	Friday	Saturday	Sunday	Week	Weekend	Week Day 85%
Hour	20/10/2025	21/10/2025	22/10/2025	23/10/2025	24/10/2025	25/10/2025	26/10/2025	Day Avg	Avg	Avg Speed
0 - 1	0	4	0	4	0	0	2	1.6	1	32.5
1 - 2	0	0	0	0	0	4	0	0	2	0
2 - 3	0	0	0	2	0	2	0	0.4	1	25
3 - 4	2	0	0	0	0	0	0	0.4	0	35
4 - 5	8	12	14	2	4	2	4	8	3	37.76
5 - 6	30	36	30	18	18	2	0	26.4	1	32.62
6 - 7	58	68	72	72	64	40	6	66.8	23	33.24
7 - 8	90	90	102	108	90	50	22	96	36	32.12
8 - 9	60	78	62	66	76	62	42	68.4	52	32.12
9 - 10	34	50	68	38	88	82	76	55.6	79	32.1
10 - 11	70	46	92	80	88	82	106	75.2	94	32.12
11 - 12	46	92	64	66	102	90	106	74	98	31.08
12 - 13	44	70	62	60	64	80	112	60	96	32.02
13 - 14	58	62	104	84	100	82	86	81.6	84	32
14 - 15	88	92	80	112	134	90	86	101.2	88	32.04
15 - 16	88	92	146	100	108	60	80	106.8	70	32.62
16 - 17	86	60	142	134	138	56	66	112	61	32.36
17 - 18	98	86	80	72	92	62	50	85.6	56	30.98
18 - 19	24	24	40	34	58	16	22	36	19	32.56
19 - 20	14	16	16	38	20	12	36	20.8	24	31.3
20 - 21	8	8	16	12	18	14	12	12.4	13	33.5
21 - 22	10	10	16	10	10	20	6	11.2	13	29.26
22 - 23	0	4	14	2	6	18	16	5.2	17	32.83
23 - 24	0	0	0	0	2	4	2	0.4	3	25
Totals	916	1000	1220	1114	1280	930	938			
% of Total	12.38%	13.52%	16.49%	15.06%	17.3%	12.57%	12.68%			

Incoming Weekly Counts  
The Barley Mow - Winchfield

from Wed-Oct-01-2025-12-00-AM to Fri-Oct-31-2025-11-59-PM

	27/10/2025	to	02/11/2025							
	Monday	Tuesday	Wednesday	Thursday	Friday	Saturday	Sunday	Week	Weekend	Week Day 85%
Hour	27/10/2025	28/10/2025	29/10/2025	30/10/2025	31/10/2025	01/11/2025	02/11/2025	Day Avg	Avg	Avg Speed
0 - 1	2	0	0	0	2	*	*	0.8	0	30
1 - 2	0	0	0	2	0	*	*	0.4	0	40
2 - 3	0	0	0	2	0	*	*	0.4	0	25
3 - 4	0	2	2	2	0	*	*	1.2	0	25
4 - 5	0	0	0	2	0	*	*	0.4	0	15
5 - 6	2	0	0	0	4	*	*	1.2	0	34.4
6 - 7	22	26	18	16	10	*	*	18.4	0	32.88
7 - 8	56	82	80	92	88	*	*	79.6	0	33.68
8 - 9	108	64	80	76	66	*	*	78.8	0	32.3
9 - 10	56	70	64	82	66	*	*	67.6	0	32.76
10 - 11	82	78	58	84	78	*	*	76	0	32.34
11 - 12	72	68	74	84	80	*	*	75.6	0	31.86
12 - 13	80	70	66	64	78	*	*	71.6	0	31.16
13 - 14	64	52	66	70	62	*	*	62.8	0	31.68
14 - 15	70	72	70	74	82	*	*	73.6	0	31.92
15 - 16	90	76	90	86	84	*	*	85.2	0	31.28
16 - 17	92	98	86	122	90	*	*	97.6	0	31.66
17 - 18	108	106	128	118	90	*	*	110	0	31.58
18 - 19	34	60	60	68	48	*	*	54	0	30.82
19 - 20	34	38	36	26	46	*	*	36	0	31.3
20 - 21	20	28	28	28	18	*	*	24.4	0	32.42
21 - 22	20	22	14	16	14	*	*	17.2	0	32.38
22 - 23	14	4	10	14	18	*	*	12	0	33.74
23 - 24	4	2	0	2	4	*	*	2.4	0	32.5
Totals	1030	1018	1030	1130	1028	0	0			
% of Total	19.67%	19.44%	19.67%	21.58%	19.63%	0%	0%			

Incoming Monthly Counts  
The Barley Mow - Winchfield

from Wed-Oct-01-2025-12-00-AM to Fri-Oct-31-2025-11-59-PM

	Oct 2025									
Hour	Monday	Tuesday	Wednesday	Thursday	Friday	Saturday	Sunday	Week Day Avg	Weekend Avg	Week Day 85% Avg Speed
0 - 1	4	4	0	6	4	6	14	3.6	10	32.83
1 - 2	0	0	4	6	4	4	4	2.8	4	34.6
2 - 3	2	0	0	6	0	2	2	1.6	2	24.4
3 - 4	4	4	4	2	2	0	0	3.2	0	33.76
4 - 5	22	32	48	36	26	2	6	32.8	4	35.92
5 - 6	86	114	130	92	80	34	20	100.4	27	33.6
6 - 7	244	278	358	374	270	124	48	304.8	86	33.36
7 - 8	384	430	522	508	522	184	136	473.2	160	33
8 - 9	308	294	362	406	408	266	182	355.6	224	32.3
9 - 10	212	286	344	320	378	340	308	308	324	31.9
10 - 11	270	236	372	408	400	336	308	337.2	322	32.26
11 - 12	270	360	356	396	436	388	324	363.6	356	31.54
12 - 13	274	332	380	406	356	322	320	349.6	321	31.86
13 - 14	274	250	446	446	430	302	352	369.2	327	32.16
14 - 15	408	392	446	500	544	366	326	458	346	32.2
15 - 16	388	366	564	532	474	288	312	464.8	300	32.44
16 - 17	336	344	542	554	532	214	226	461.6	220	32.48
17 - 18	350	362	454	428	400	180	130	398.8	155	31.48
18 - 19	162	164	222	244	216	102	86	201.6	94	31.96
19 - 20	96	90	126	140	132	48	70	116.8	59	32.56
20 - 21	52	80	94	90	80	34	34	79.2	34	33.66
21 - 22	48	54	106	82	58	90	20	69.6	55	32.14
22 - 23	20	10	42	36	46	48	22	30.8	35	33.68
23 - 24	10	12	6	6	22	34	2	11.2	18	32.52
Totals	4224	4494	5928	6024	5820	3714	3252			
% of Total	12.63%	13.43%	17.72%	18.01%	17.4%	11.1%	9.72%			

Incoming Weekly Speeds  
The Barley Mow - Winchfield

from Wed-Oct-01-2025-12-00-AM to Fri-Oct-31-2025-11-59-PM

	29/09/2025	to	05/10/2025							
	Monday	Tuesday	Wednesday	Thursday	Friday	Saturday	Sunday	Week	Weekend	Week Day 85%
Hour	29/09/2025	30/09/2025	01/10/2025	02/10/2025	03/10/2025	04/10/2025	05/10/2025	Day Avg	Avg	Avg Speed
0 - 1	*	*	0	0	0	0	27	0	27	0
1 - 2	*	*	0	0	0	0	27	0	27	0
2 - 3	*	*	0	0	0	0	0	0	0	0
3 - 4	*	*	32	0	0	0	0	32	0	35
4 - 5	*	*	31	29.5	28.2	0	22	29.57	22	33.37
5 - 6	*	*	26	28.6	28.83	28.43	27	27.67	27.91	32.97
6 - 7	*	*	30.15	28.71	28.05	26.4	27.25	29.14	26.58	33.53
7 - 8	*	*	28.12	28.25	28.3	28.06	23.2	28.22	25.78	33.03
8 - 9	*	*	23.95	26.44	26.85	24.96	26.32	25.86	25.68	31.9
9 - 10	*	*	26.86	24.53	27.1	26.9	25.3	26.11	26.08	31
10 - 11	*	*	27.84	26.18	27.14	27	26.39	27.01	26.72	32.57
11 - 12	*	*	26.89	27.3	26.48	26.57	25.14	26.88	26.05	31.7
12 - 13	*	*	25.91	26.65	26.79	28.71	26.74	26.44	27.93	32.27
13 - 14	*	*	26.78	26.17	29.76	26.26	25.64	27.44	25.92	32.83
14 - 15	*	*	26.12	27.04	28.36	26.19	25.28	27.15	25.74	31.87
15 - 16	*	*	28.04	27.59	27	26.75	28.19	27.6	27.51	32.03
16 - 17	*	*	28.1	27.7	27.72	29.14	26.26	27.86	27.52	32.97
17 - 18	*	*	25.98	27.23	26.66	24.76	28.57	26.58	25.87	32.23
18 - 19	*	*	25	27.12	25.67	29.17	24.71	25.98	26.55	31.33
19 - 20	*	*	23.73	27.08	25.1	30	27	25.19	28.88	31.5
20 - 21	*	*	28.5	26.17	25.44	31.33	27	26.84	29.89	32.47
21 - 22	*	*	24.71	27	24.5	30.33	27	25.09	28.67	29.6
22 - 23	*	*	27	32	27	28	0	29.78	28	32.53
23 - 24	*	*	0	0	27	27.86	0	27	27.86	30
Totals	0	0	27	27.2	27.4	27.1	26			
% of Total	0%	0%	20.04%	20.19%	20.34%	20.12%	19.3%			

Incoming Weekly Speeds  
The Barley Mow - Winchfield

from Wed-Oct-01-2025-12-00-AM to Fri-Oct-31-2025-11-59-PM

	06/10/2025	to	12/10/2025							
	Monday	Tuesday	Wednesday	Thursday	Friday	Saturday	Sunday	Week	Weekend	Week Day 85%
Hour	06/10/2025	07/10/2025	08/10/2025	09/10/2025	10/10/2025	11/10/2025	12/10/2025	Day Avg	Avg	Avg Speed
0 - 1	0	0	0	0	27	24.5	30.33	27	28	30
1 - 2	0	0	29.5	32	27	0	0	29	0	33.77
2 - 3	22	0	0	0	0	0	0	22	0	25
3 - 4	0	0	0	0	0	0	0	0	0	0
4 - 5	33.67	32	34.29	30	32	0	0	32.46	0	35.84
5 - 6	27.4	29.65	28.21	28.23	28.25	30.2	28.25	28.46	29.33	34.32
6 - 7	29.39	28.7	28.21	29.8	27.67	28.07	24.92	28.75	26.62	33.78
7 - 8	28.55	28.75	28.02	29.13	27.15	23.84	26.2	28.22	24.89	33.56
8 - 9	28.75	27.64	24.91	27.69	24.85	25.44	23.67	26.83	24.82	32.28
9 - 10	26.31	26.7	26.62	24.03	25.76	24.27	24.62	25.85	24.42	31.34
10 - 11	25.74	27.32	26.14	26.72	25.72	26.46	26.31	26.26	26.4	31.46
11 - 12	25.97	25.2	28	24.24	25.64	26.84	25.33	25.72	26.1	31.5
12 - 13	26.43	26.7	26.12	26.12	26.26	26.18	27.16	26.31	26.67	32
13 - 14	25.91	27	27.97	26.43	25.86	26.75	24.83	26.51	25.65	32.12
14 - 15	26.84	28.83	27.79	26.66	24.86	24.86	24.91	26.89	24.88	32.24
15 - 16	27.98	27.2	27.66	25.7	25.22	25.78	25.32	26.7	25.54	32.52
16 - 17	28.75	25.6	28.34	27.66	27.6	25.81	24.38	27.63	25.09	32.78
17 - 18	24.88	26.59	26.86	26.35	26.24	24.93	24.17	26.25	24.58	31.28
18 - 19	27.27	27.5	25.69	24.68	25.43	23.5	27.83	25.92	24.58	31.1
19 - 20	26.69	25.7	28.31	28.4	25.8	25.75	30.1	27.15	28.86	33.08
20 - 21	32.83	29.6	26	32	30.75	0	31	29.4	31	35.14
21 - 22	29.5	30.2	30.36	26.25	25.12	27.58	22	27.74	26.79	32.44
22 - 23	0	27	29.2	29.5	25.33	29.5	24.5	28	27	31.25
23 - 24	27	30.33	29.5	0	27	22	0	28.5	22	32.83
Totals	27.3	27.4	27.4	26.7	26.2	25.7	25.4			
% of Total	14.67%	14.72%	14.72%	14.35%	14.08%	13.81%	13.65%			

Incoming Weekly Speeds  
The Barley Mow - Winchfield

from Wed-Oct-01-2025-12-00-AM to Fri-Oct-31-2025-11-59-PM

	13/10/2025	to	19/10/2025							
	Monday	Tuesday	Wednesday	Thursday	Friday	Saturday	Sunday	Week	Weekend	Week Day 85%
Hour	13/10/2025	14/10/2025	15/10/2025	16/10/2025	17/10/2025	18/10/2025	19/10/2025	Day Avg	Avg	Avg Speed
0 - 1	37	0	0	17	0	37	24.5	27	28.67	30
1 - 2	0	0	0	32	0	0	32	32	32	35
2 - 3	0	0	0	17	0	0	32	17	32	20
3 - 4	27	27	0	0	42	0	0	32	0	35
4 - 5	33.5	32.2	29	34.29	34.5	0	0	32.57	0	36.46
5 - 6	28.25	28.21	27.82	26.79	26.56	33.25	29.5	27.64	32	33.6
6 - 7	28.13	28.56	27.47	27.5	27.61	24.31	23	27.87	23.94	32.56
7 - 8	26.6	27.74	26.99	26.66	28.18	26.28	26.5	27.21	26.38	31.76
8 - 9	26.8	27.35	25.55	26.98	24.4	25.26	24.8	26.16	25.1	31.54
9 - 10	24.28	26.8	25.38	25.67	27.66	26.12	24.53	26.08	25.35	31.4
10 - 11	27.66	26.24	25.74	28.11	26.66	25.09	25.85	26.84	25.43	32.08
11 - 12	25.38	25.46	24.59	26.48	25.83	26	25.39	25.56	25.75	30.68
12 - 13	26.27	25.54	27.14	26.4	27.11	26.69	27.47	26.45	27.06	31.6
13 - 14	26.69	26.54	25.44	25.57	26.68	25.14	26.28	26.12	25.72	31.58
14 - 15	27.37	26.89	26.3	25.69	27.17	24.61	26.86	26.75	25.49	31.92
15 - 16	26.86	27.89	26.41	27.56	26.48	28.69	25.7	27.02	27.41	31.98
16 - 17	26.14	26.33	29	27.72	28.49	24.76	25	27.57	24.86	31.86
17 - 18	27.29	27.69	27.03	26.64	25.26	25.13	24.8	26.78	25	30.88
18 - 19	27.9	27.21	28.83	28.47	24.62	27.46	27.11	27.39	27.32	33.18
19 - 20	28	25.88	28.33	28	29.08	31.67	29.5	28	31	33.36
20 - 21	31.33	27.58	30.5	23.94	27.11	26	27	27	26.43	34.32
21 - 22	26.43	23	26.2	26.5	26.29	24.45	32	25.82	25.14	32.5
22 - 23	28.67	0	27	28.67	27	27.71	27	27.71	27.62	32.2
23 - 24	0	27	32	24.5	27	27.83	0	27	27.83	32.5
Totals	26.9	27	26.6	26.8	26.9	26.1	26			
% of Total	14.44%	14.49%	14.28%	14.39%	14.44%	14.01%	13.96%			

Incoming Weekly Speeds  
The Barley Mow - Winchfield

from Wed-Oct-01-2025-12-00-AM to Fri-Oct-31-2025-11-59-PM

	20/10/2025	to	26/10/2025							
	Monday	Tuesday	Wednesday	Thursday	Friday	Saturday	Sunday	Week	Weekend	Week Day 85%
Hour	20/10/2025	21/10/2025	22/10/2025	23/10/2025	24/10/2025	25/10/2025	26/10/2025	Day Avg	Avg	Avg Speed
0 - 1	0	32	0	19.5	0	0	32	25.75	32	32.5
1 - 2	0	0	0	0	0	29.5	0	0	29.5	0
2 - 3	0	0	0	22	0	32	0	22	32	25
3 - 4	32	0	0	0	0	0	0	32	0	35
4 - 5	34.75	31.17	32.86	37	32	32	24.5	32.85	27	37.76
5 - 6	25.07	29.11	28.93	23.78	25.44	27	0	26.92	27	32.62
6 - 7	28.38	28.15	28.67	28.11	27.94	27.45	27	28.25	27.39	33.24
7 - 8	26.91	28.2	29.1	27.28	25.98	27.52	25.27	27.53	26.83	32.12
8 - 9	27.83	27.69	27.55	27.67	26.16	28.03	26.71	27.35	27.5	32.12
9 - 10	29.29	24.64	25.18	27.16	26.25	27.15	26	26.19	26.59	32.1
10 - 11	26.6	26.78	26.26	25.77	27.75	26.37	27.79	26.63	27.17	32.12
11 - 12	26.52	26.07	26.78	23.3	25.71	25.24	26.13	25.65	25.72	31.08
12 - 13	28.86	24.8	25.19	24.8	28.09	26.62	26.91	26.18	26.79	32.02
13 - 14	28.03	25.94	26.19	26.83	27.42	27.17	26.49	26.85	26.82	32
14 - 15	26.91	27.63	26.05	26.41	27.46	25.11	26.6	26.94	25.84	32.04
15 - 16	26.89	28.22	26.89	28.14	26.06	26.87	26.27	27.18	26.53	32.62
16 - 17	26.3	28.1	26.77	26.57	28.46	27.14	26.55	27.21	26.82	32.36
17 - 18	24.55	27.91	28.2	26.06	26.3	27.61	25.36	26.54	26.61	30.98
18 - 19	27.58	29.58	26.55	28.35	27.17	27	27.09	27.63	27.05	32.56
19 - 20	27	30.25	21.5	28.16	20.6	23.83	25.5	25.85	25.08	31.3
20 - 21	28.25	33.25	27.25	29.5	25.89	29.14	27	28.19	28.15	33.5
21 - 22	29	26	27.75	28	17	30.6	28.67	25.79	30.15	29.26
22 - 23	0	24.5	24.86	37	30.33	25.33	27	27	26.12	32.83
23 - 24	0	0	0	0	22	32	32	22	32	25
Totals	27	27.4	27	26.7	26.8	26.8	26.5			
% of Total	14.35%	14.56%	14.35%	14.19%	14.24%	14.24%	14.08%			

Incoming Weekly Speeds  
The Barley Mow - Winchfield

from Wed-Oct-01-2025-12-00-AM to Fri-Oct-31-2025-11-59-PM

	27/10/2025	to	02/11/2025							
	Monday	Tuesday	Wednesday	Thursday	Friday	Saturday	Sunday	Week	Weekend	Week Day 85%
Hour	27/10/2025	28/10/2025	29/10/2025	30/10/2025	31/10/2025	01/11/2025	02/11/2025	Day Avg	Avg	Avg Speed
0 - 1	27	0	0	0	27	*	*	27	*	30
1 - 2	0	0	0	37	0	*	*	37	*	40
2 - 3	0	0	0	22	0	*	*	22	*	25
3 - 4	0	27	12	27	0	*	*	22	*	25
4 - 5	0	0	0	12	0	*	*	12	*	15
5 - 6	37	0	0	0	27	*	*	30.33	*	34.4
6 - 7	28.09	26	29.44	29	28	*	*	27.91	*	32.88
7 - 8	28.79	29.34	28.33	29.54	28.02	*	*	28.81	*	33.68
8 - 9	25.93	27.44	28.23	25.97	28.03	*	*	27	*	32.3
9 - 10	27.11	29.51	27.56	27.34	26.64	*	*	27.66	*	32.76
10 - 11	27.05	28.77	27.93	26	27.74	*	*	27.45	*	32.34
11 - 12	27.39	26.56	26.46	27.12	26.9	*	*	26.89	*	31.86
12 - 13	26.27	26.66	23.91	25.66	26.18	*	*	25.78	*	31.16
13 - 14	26.94	24.65	26.52	26.69	26.06	*	*	26.24	*	31.68
14 - 15	26.23	25.5	23.8	25.16	26.88	*	*	25.55	*	31.92
15 - 16	26.44	25.87	22.53	26.91	28.52	*	*	26.02	*	31.28
16 - 17	26.93	26.31	24.93	27.33	27.87	*	*	26.73	*	31.66
17 - 18	26.35	26.62	24.92	26.78	24.73	*	*	25.9	*	31.58
18 - 19	27.76	23.27	22.87	28	26.17	*	*	25.45	*	30.82
19 - 20	27.18	25.63	26.67	29	24.57	*	*	26.34	*	31.3
20 - 21	30	25.5	26.86	27.64	26.67	*	*	27.21	*	32.42
21 - 22	26.2	26.64	27.86	24.62	24.14	*	*	25.95	*	32.38
22 - 23	29.86	29.5	32	28.57	27.11	*	*	29.07	*	33.74
23 - 24	29.5	32	0	27	29.5	*	*	29.5	*	32.5
Totals	26.9	26.7	25.8	27	26.9	0	0			
% of Total	20.18%	20.03%	19.35%	20.26%	20.18%	0%	0%			

Incoming Monthly Speeds  
The Barley Mow - Winchfield

from Wed-Oct-01-2025-12-00-AM to Fri-Oct-31-2025-11-59-PM

	Oct 2025									
Hour	Monday	Tuesday	Wednesday	Thursday	Friday	Saturday	Sunday	Week Day Avg	Weekend Avg	Week Day 85% Avg Speed
0 - 1	32	32	0	18.67	27	28.67	28.43	26.44	28.5	32.83
1 - 2	0	0	29.5	33.67	27	29.5	29.5	30.57	29.5	34.6
2 - 3	22	0	0	20.33	0	32	32	20.75	32	24.4
3 - 4	29.5	27	22	27	42	0	0	28.25	0	33.76
4 - 5	34	31.75	32.08	30.94	30.92	32	23.67	31.84	25.75	35.92
5 - 6	27.05	29	27.77	27	27.35	30	28	27.72	29.26	33.6
6 - 7	28.56	28.27	28.68	28.55	27.79	26.68	25.17	28.4	26.26	33.36
7 - 8	27.44	28.39	27.99	28.07	27.51	26.28	25.49	27.88	25.94	33
8 - 9	27.2	27.53	26.03	26.93	25.97	25.92	25.37	26.67	25.7	32.3
9 - 10	26.39	27.06	26.26	25.66	26.65	25.96	25.14	26.4	25.57	31.9
10 - 11	26.81	27.38	26.65	26.54	26.96	26.23	26.74	26.83	26.47	32.26
11 - 12	26.27	25.76	26.52	25.79	26.08	26.16	25.57	26.07	25.9	31.54
12 - 13	26.73	25.93	25.82	26.01	26.84	26.96	27.08	26.23	27.02	31.86
13 - 14	26.84	26.1	26.41	26.33	27.04	26.4	25.68	26.56	26.02	32.16
14 - 15	26.93	27.33	26.18	26.28	26.81	25.13	25.77	26.68	25.43	32.2
15 - 16	27.04	27.35	26.46	27.15	26.51	26.95	26.29	26.86	26.61	32.44
16 - 17	27.08	26.45	27.44	27.34	28.05	26.61	25.55	27.36	26.06	32.48
17 - 18	25.77	27.15	26.4	26.63	25.79	25.86	25.2	26.35	25.58	31.48
18 - 19	27.65	26.17	25.28	27.08	25.98	26.39	26.26	26.39	26.33	31.96
19 - 20	27.21	26.51	25.89	28.16	25.12	28.38	27.4	26.57	27.8	32.56
20 - 21	30.69	27.92	27.57	26.31	26.73	29.18	28.18	27.6	28.68	33.66
21 - 22	27.12	26.37	27.04	26.27	23.72	27.04	27.5	26.21	27.13	32.14
22 - 23	29.5	27	28	30.11	27.26	27.04	26.55	28.4	26.89	33.68
23 - 24	28	29.5	30.33	25.33	27	27.65	32	27.89	27.89	32.52
Totals	27.1	27.1	26.8	26.9	26.8	26.4	26			
% of Total	14.48%	14.48%	14.32%	14.38%	14.32%	14.11%	13.9%			

Incoming Weekly EightyFifthSpeeds  
The Barley Mow - Winchfield

from Wed-Oct-01-2025-12-00-AM to Fri-Oct-31-2025-11-59-PM

	29/09/2025	to	05/10/2025							
	Monday	Tuesday	Wednesday	Thursday	Friday	Saturday	Sunday	Week	Weekend	Week Day 85%
Hour	29/09/2025	30/09/2025	01/10/2025	02/10/2025	03/10/2025	04/10/2025	05/10/2025	Day Avg	Avg	Avg Speed
0 - 1	*	*	0	0	0	0	30	0	30	0
1 - 2	*	*	0	0	0	0	30	0	30	0
2 - 3	*	*	0	0	0	0	0	0	0	0
3 - 4	*	*	35	0	0	0	0	35	0	35
4 - 5	*	*	33.8	33.8	32.5	0	25	33.37	25	33.37
5 - 6	*	*	32.5	33.1	33.3	33.3	32.5	32.97	32.9	32.97
6 - 7	*	*	34.1	33.7	32.8	31.7	33.8	33.53	32.75	33.53
7 - 8	*	*	33	33	33.1	33.6	33	33.03	33.3	33.03
8 - 9	*	*	31.9	32.7	31.1	32.5	33.5	31.9	33	31.9
9 - 10	*	*	32.5	29.3	31.2	32.7	30.4	31	31.55	31
10 - 11	*	*	33.1	33.2	31.4	32.9	31.2	32.57	32.05	32.57
11 - 12	*	*	32.5	32.7	29.9	30.9	31.8	31.7	31.35	31.7
12 - 13	*	*	31.7	33.2	31.9	33.7	32.1	32.27	32.9	32.27
13 - 14	*	*	32.5	31.9	34.1	32	32.5	32.83	32.25	32.83
14 - 15	*	*	30	32.5	33.1	32.2	29.8	31.87	31	31.87
15 - 16	*	*	33.2	32.9	30	33.8	34.2	32.03	34	32.03
16 - 17	*	*	33.3	33.1	32.5	33.6	33	32.97	33.3	32.97
17 - 18	*	*	32.1	32.1	32.5	31.2	35	32.23	33.1	32.23
18 - 19	*	*	32.1	30	31.9	33.8	30.8	31.33	32.3	31.33
19 - 20	*	*	32.5	32.5	29.5	33.3	32.5	31.5	32.9	31.5
20 - 21	*	*	36.2	30	31.2	37.5	32.5	32.47	35	32.47
21 - 22	*	*	28.8	32.5	27.5	33.8	32.5	29.6	33.15	29.6
22 - 23	*	*	28.8	40	28.8	30	0	32.53	30	32.53
23 - 24	*	*	0	0	30	32.5	0	30	32.5	30
Totals	0	0	649.6	622.2	628.3	625	636.1			
% of Total	0%	0%	20.55%	19.68%	19.88%	19.77%	20.12%			

Incoming Weekly EightyFifthSpeeds  
The Barley Mow - Winchfield

from Wed-Oct-01-2025-12-00-AM to Fri-Oct-31-2025-11-59-PM

	06/10/2025	to	12/10/2025							
	Monday	Tuesday	Wednesday	Thursday	Friday	Saturday	Sunday	Week	Weekend	Week Day 85%
Hour	06/10/2025	07/10/2025	08/10/2025	09/10/2025	10/10/2025	11/10/2025	12/10/2025	Day Avg	Avg	Avg Speed
0 - 1	0	0	0	0	30	27.5	33.8	30	30.65	30
1 - 2	0	0	37.5	35	28.8	0	0	33.77	0	33.77
2 - 3	25	0	0	0	0	0	0	25	0	25
3 - 4	0	0	0	0	0	0	0	0	0	0
4 - 5	37.5	34	40	33.3	34.4	0	0	35.84	0	35.84
5 - 6	35	35	33.6	33	35	33.3	32.5	34.32	32.9	34.32
6 - 7	33.7	33.8	33.6	34.6	33.2	33.3	30	33.78	31.65	33.78
7 - 8	33.5	34.2	33.5	34.2	32.4	29.1	30	33.56	29.55	33.56
8 - 9	33.6	33.2	29.4	33.5	31.7	30.4	30	32.28	30.2	32.28
9 - 10	30.5	32.7	31.9	29.8	31.8	30	29.5	31.34	29.75	31.34
10 - 11	30	32.5	31.6	32.3	30.9	31.9	32.5	31.46	32.2	31.46
11 - 12	31.9	31.5	34.2	30	29.9	32.5	31.6	31.5	32.05	31.5
12 - 13	32.1	32.5	32	32	31.4	33	33	32	33	32
13 - 14	30	32.8	33.6	32.5	31.7	32.5	30.2	32.12	31.35	32.12
14 - 15	31.7	34.3	33.8	30	31.4	30.3	30.8	32.24	30.55	32.24
15 - 16	33.1	32.9	33.1	30.6	32.9	31.1	30.6	32.52	30.85	32.52
16 - 17	33.9	32.2	33	33.2	31.6	30.5	31.6	32.78	31.05	32.78
17 - 18	31.9	31.5	31.6	31	30.4	30	29.6	31.28	29.8	31.28
18 - 19	32.1	31.9	30	31.5	30	29.7	32.5	31.1	31.1	31.1
19 - 20	36.7	29.5	33	35	31.2	37.5	34.4	33.08	35.95	33.08
20 - 21	37.5	36.2	29.5	35	37.5	0	35	35.14	35	35.14
21 - 22	32.5	33.8	36.2	29.7	30	30	23.8	32.44	26.9	32.44
22 - 23	0	30	30	32.5	32.5	32.5	32.5	31.25	32.5	31.25
23 - 24	32.5	33.8	32.5	0	32.5	27.5	0	32.83	27.5	32.83
Totals	654.7	658.3	693.6	648.7	701.2	592.6	593.9			
% of Total	14.41%	14.49%	15.27%	14.28%	15.43%	13.04%	13.07%			

Incoming Weekly EightyFifthSpeeds  
The Barley Mow - Winchfield

from Wed-Oct-01-2025-12-00-AM to Fri-Oct-31-2025-11-59-PM

	13/10/2025	to	19/10/2025							
	Monday	Tuesday	Wednesday	Thursday	Friday	Saturday	Sunday	Week	Weekend	Week Day 85%
Hour	13/10/2025	14/10/2025	15/10/2025	16/10/2025	17/10/2025	18/10/2025	19/10/2025	Day Avg	Avg	Avg Speed
0 - 1	40	0	0	20	0	40	27.5	30	33.75	30
1 - 2	0	0	0	35	0	0	35	35	35	35
2 - 3	0	0	0	20	0	0	35	20	35	20
3 - 4	30	30	0	0	45	0	0	35	0	35
4 - 5	37.5	34	33.3	40	37.5	0	0	36.46	0	36.46
5 - 6	33	32.9	34.6	35	32.5	42.5	32.5	33.6	37.5	33.6
6 - 7	32.5	33.2	30.6	33.1	33.4	30	30	32.56	30	32.56
7 - 8	30.5	32.9	31.9	31.4	32.1	32	29.5	31.76	30.75	31.76
8 - 9	30.5	33.2	31.7	32.5	29.8	32	30	31.54	31	31.54
9 - 10	30	31.5	30.8	31.5	33.2	30.8	31.2	31.4	31	31.4
10 - 11	31	30.8	31.8	34.3	32.5	29.9	31.4	32.08	30.65	32.08
11 - 12	29.8	31.1	29.5	31.6	31.4	31.5	29.6	30.68	30.55	30.68
12 - 13	31.4	30.6	32.3	32.3	31.4	33.2	31.9	31.6	32.55	31.6
13 - 14	33.1	31	29.7	31.6	32.5	29.4	32.2	31.58	30.8	31.58
14 - 15	32	32.1	31.2	31.7	32.6	29.6	32.1	31.92	30.85	31.92
15 - 16	30.8	32.5	31.9	32.7	32	33.2	31.7	31.98	32.45	31.98
16 - 17	30	30.3	33.2	32.5	33.3	31.2	29.1	31.86	30.15	31.86
17 - 18	30.4	32.3	32.2	30	29.5	30	29.2	30.88	29.6	30.88
18 - 19	32.8	33.5	33.8	35	30.8	33.3	31.2	33.18	32.25	33.18
19 - 20	38.1	30	31.2	32.5	35	37.5	33.8	33.36	35.65	33.36
20 - 21	42.5	32.5	35	29.1	32.5	29.2	33.8	34.32	31.5	34.32
21 - 22	35	32.5	32.5	30	32.5	31.2	33.8	32.5	32.5	32.5
22 - 23	32.5	0	28.8	37.5	30	33.3	30	32.2	31.65	32.2
23 - 24	0	37.5	35	27.5	30	32.5	0	32.5	32.5	32.5
Totals	693.4	644.4	641	726.8	689.5	652.3	660.5			
% of Total	14.73%	13.69%	13.62%	15.44%	14.65%	13.86%	14.03%			

Incoming Weekly EightyFifthSpeeds  
The Barley Mow - Winchfield

from Wed-Oct-01-2025-12-00-AM to Fri-Oct-31-2025-11-59-PM

	20/10/2025	to	26/10/2025							
	Monday	Tuesday	Wednesday	Thursday	Friday	Saturday	Sunday	Week	Weekend	Week Day 85%
Hour	20/10/2025	21/10/2025	22/10/2025	23/10/2025	24/10/2025	25/10/2025	26/10/2025	Day Avg	Avg	Avg Speed
0 - 1	0	37.5	0	27.5	0	0	35	32.5	35	32.5
1 - 2	0	0	0	0	0	32.5	0	0	32.5	0
2 - 3	0	0	0	25	0	35	0	25	35	25
3 - 4	35	0	0	0	0	0	0	35	0	35
4 - 5	42.5	35	37.5	40	33.8	35	27.5	37.76	31.25	37.76
5 - 6	32.5	34.2	34	31.2	31.2	30	0	32.62	30	32.62
6 - 7	33	33.8	34.1	32.8	32.5	33.6	29.2	33.24	31.4	33.24
7 - 8	31.7	33.3	33.6	32	30	33.3	29.1	32.12	31.2	32.12
8 - 9	30.8	33.6	33.2	33.3	29.7	32.2	29.6	32.12	30.9	32.12
9 - 10	33.8	29.1	32.5	33.3	31.8	33.3	32.1	32.1	32.7	32.1
10 - 11	30.8	32.5	32.7	31.7	32.9	29.6	33.1	32.12	31.35	32.12
11 - 12	31.5	30	32.5	29.6	31.8	31.8	30	31.08	30.9	31.08
12 - 13	33.8	29.7	31.8	31.8	33	32.3	31.8	32.02	32.05	32.02
13 - 14	32.5	32.5	30	32.5	32.5	32.5	31.8	32	32.15	32
14 - 15	31.4	32.5	31.7	32.3	32.3	31.1	29.9	32.04	30.5	32.04
15 - 16	32.2	33	32.2	33	32.7	32.8	32.1	32.62	32.45	32.62
16 - 17	30.9	33.2	32.2	32.4	33.1	34	32	32.36	33	32.36
17 - 18	29.1	32.2	32.5	29.9	31.2	32.5	30	30.98	31.25	30.98
18 - 19	30	35	31.7	33.6	32.5	33.8	32.5	32.56	33.15	32.56
19 - 20	33.3	34	27.5	32.9	28.8	28.8	32.5	31.3	30.65	31.3
20 - 21	32.5	38.8	30	35	31.2	35	30	33.5	32.5	33.5
21 - 22	35	28.8	32.5	30	20	37.5	32.5	29.26	35	29.26
22 - 23	0	27.5	30	40	33.8	32.5	37.5	32.83	35	32.83
23 - 24	0	0	0	0	25	33.8	35	25	34.4	25
Totals	622.3	656.2	612.2	679.8	619.8	722.9	633.2			
% of Total	13.69%	14.43%	13.47%	14.95%	13.63%	15.9%	13.93%			

Incoming Weekly EightyFifthSpeeds  
The Barley Mow - Winchfield

from Wed-Oct-01-2025-12-00-AM to Fri-Oct-31-2025-11-59-PM

	27/10/2025	to	02/11/2025							
	Monday	Tuesday	Wednesday	Thursday	Friday	Saturday	Sunday	Week	Weekend	Week Day 85%
Hour	27/10/2025	28/10/2025	29/10/2025	30/10/2025	31/10/2025	01/11/2025	02/11/2025	Day Avg	Avg	Avg Speed
0 - 1	30	0	0	0	30	*	*	30	0	30
1 - 2	0	0	0	40	0	*	*	40	0	40
2 - 3	0	0	0	25	0	*	*	25	0	25
3 - 4	0	30	15	30	0	*	*	25	0	25
4 - 5	0	0	0	15	0	*	*	15	0	15
5 - 6	40	0	0	0	28.8	*	*	34.4	0	34.4
6 - 7	33.5	31.7	34.2	35	30	*	*	32.88	0	32.88
7 - 8	33.6	34.3	33.1	34.5	32.9	*	*	33.68	0	33.68
8 - 9	32.1	32	33	31.9	32.5	*	*	32.3	0	32.3
9 - 10	31.2	33.9	33.1	33.1	32.5	*	*	32.76	0	32.76
10 - 11	32.5	33.1	33.4	29.2	33.5	*	*	32.34	0	32.34
11 - 12	32.2	29.8	32.2	31.8	33.3	*	*	31.86	0	31.86
12 - 13	31.4	32.5	30	32.1	29.8	*	*	31.16	0	31.16
13 - 14	32.5	30	30	33	32.9	*	*	31.68	0	31.68
14 - 15	31.4	31.1	30.8	32.5	33.8	*	*	31.92	0	31.92
15 - 16	32.1	29.9	29.1	31.8	33.5	*	*	31.28	0	31.28
16 - 17	31.7	32	29.4	32.9	32.3	*	*	31.66	0	31.66
17 - 18	33.1	32	30.3	32.5	30	*	*	31.58	0	31.58
18 - 19	33.5	29.1	29	33	29.5	*	*	30.82	0	30.82
19 - 20	31.9	30	30.8	35	28.8	*	*	31.3	0	31.3
20 - 21	34.5	32.5	33	32.5	29.6	*	*	32.42	0	32.42
21 - 22	32.5	34.4	32.5	32.5	30	*	*	32.38	0	32.38
22 - 23	35	32.5	37.5	32.5	31.2	*	*	33.74	0	33.74
23 - 24	32.5	35	0	30	32.5	*	*	32.5	0	32.5
Totals	657.2	605.8	556.4	695.8	627.4	0	0			
% of Total	20.91%	19.28%	17.71%	22.14%	19.96%	0%	0%			

Incoming Monthly EightyFifthSpeeds  
The Barley Mow - Winchfield

from Wed-Oct-01-2025-12-00-AM to Fri-Oct-31-2025-11-59-PM

	Oct 2025									
Hour	Monday	Tuesday	Wednesday	Thursday	Friday	Saturday	Sunday	Week Day Avg	Weekend Avg	Week Day 85% Avg Speed
0 - 1	37.5	37.5	0	27.5	28.8	37.5	33.3	32.83	35.4	32.83
1 - 2	0	0	37.5	37.5	28.8	32.5	32.5	34.6	32.5	34.6
2 - 3	25	0	0	23.8	0	35	35	24.4	35	24.4
3 - 4	32.5	28.8	32.5	30	45	0	0	33.76	0	33.76
4 - 5	38.8	34.4	35.8	36.2	34.4	35	27.5	35.92	31.25	35.92
5 - 6	33.9	34.1	33.7	33.2	33.1	34.1	32.5	33.6	33.3	33.6
6 - 7	33.1	33.4	33.5	33.7	33.1	32.6	31.5	33.36	32.05	33.36
7 - 8	32.4	33.7	33	33.5	32.4	32.5	30	33	31.25	33
8 - 9	32.3	33.2	32.1	32.9	31	31.7	31.7	32.3	31.7	32.3
9 - 10	31.5	32.4	32.2	31.2	32.2	31.9	30.7	31.9	31.3	31.9
10 - 11	31.5	32.5	32.6	32.3	32.4	31.3	32.4	32.26	31.85	32.26
11 - 12	31.5	30.7	32.5	31.5	31.5	31.7	30.6	31.54	31.15	31.54
12 - 13	32.3	31.2	31.8	32.3	31.7	33.1	32.4	31.86	32.75	31.86
13 - 14	32.5	31.9	31.4	32.2	32.8	31.8	31.6	32.16	31.7	32.16
14 - 15	31.6	32.9	32	31.9	32.6	30.7	30.7	32.2	30.7	32.2
15 - 16	32.3	32.6	32.4	32.3	32.6	32.7	32.2	32.44	32.45	32.44
16 - 17	32.4	31.9	32.6	32.8	32.7	32.4	31.6	32.48	32	32.48
17 - 18	31.2	32.1	31.8	31.5	30.8	31.5	30	31.48	30.75	31.48
18 - 19	32.6	32.3	31.2	32.8	30.9	32.9	31.6	31.96	32.25	31.96
19 - 20	35	31.7	31.6	33.5	31	35.6	33.8	32.56	34.7	32.56
20 - 21	36.7	35	33.3	30.8	32.5	36.2	33.8	33.66	35	33.66
21 - 22	33.9	33.5	32.5	31	29.8	32.8	33.1	32.14	32.95	32.14
22 - 23	33.8	30	35	37.5	32.1	33.5	36.2	33.68	34.85	33.68
23 - 24	32.5	35	33.8	28.8	32.5	32.9	35	32.52	33.95	32.52

## Summary of Violators

The Barley Mow - Winchfield

from Wed-Oct-01-2025-12-00-AM to Fri-Oct-31-2025-11-59-PM

Starting Hour	Count	Average Speed of all Traffic	Violator Counts	Average Speed of Violators
00:00:00	0	N/A	N/A	N/A
01:00:00	0	N/A	N/A	N/A
02:00:00	0	N/A	N/A	N/A
03:00:00	2	32.5	2	32.5
04:00:00	8	31.3	6	32.5
05:00:00	24	25.6	10	32.5
06:00:00	88	17.6	38	33.3
07:00:00	106	14.9	30	34.2
08:00:00	72	17.2	18	32.5
09:00:00	62	18.6	18	33.1
10:00:00	66	20.0	20	33.5
11:00:00	66	19.8	16	33.8
12:00:00	74	18.9	16	33.1
13:00:00	82	18.5	20	33.0
14:00:00	84	17.6	14	32.5
15:00:00	80	18.9	30	32.8
16:00:00	132	13.5	44	33.4
17:00:00	84	18.2	22	32.5
18:00:00	54	16.6	14	32.5
19:00:00	34	23.8	10	32.5
20:00:00	20	27.5	8	33.8
21:00:00	36	16.3	4	35.0
22:00:00	4	27.5	0	0.0
23:00:00	0	N/A	N/A	N/A
00:00:00	0	N/A	N/A	N/A
01:00:00	0	N/A	N/A	N/A
02:00:00	0	N/A	N/A	N/A
03:00:00	0	N/A	N/A	N/A
04:00:00	6	29.2	2	32.5
05:00:00	20	26.3	8	32.5
06:00:00	90	16.1	36	33.1
07:00:00	100	16.3	38	33.0
08:00:00	94	18.2	24	33.3
09:00:00	64	17.7	6	32.5
10:00:00	76	18.7	20	32.5
11:00:00	80	19.1	30	33.2
12:00:00	68	18.7	22	33.0
13:00:00	86	17.3	22	33.0
14:00:00	106	15.8	26	33.7
15:00:00	112	14.9	32	33.1
16:00:00	112	15.0	40	33.0
17:00:00	72	18.3	18	33.6
18:00:00	60	15.4	8	33.8
19:00:00	18	26.9	6	32.5
20:00:00	14	24.3	4	32.5
21:00:00	12	26.7	2	32.5
22:00:00	10	32.5	4	40.0
23:00:00	0	N/A	N/A	N/A

## Summary of Violators

The Barley Mow - Winchfield

from Wed-Oct-01-2025-12-00-AM to Fri-Oct-31-2025-11-59-PM

00:00:00	0	N/A	N/A	N/A
01:00:00	0	N/A	N/A	N/A
02:00:00	0	N/A	N/A	N/A
03:00:00	0	N/A	N/A	N/A
04:00:00	6	20.0	4	32.5
05:00:00	26	24.0	8	33.8
06:00:00	40	22.5	14	32.5
07:00:00	84	19.6	34	32.5
08:00:00	98	13.6	20	32.5
09:00:00	58	15.3	12	32.5
10:00:00	66	17.0	12	32.5
11:00:00	86	14.2	14	32.5
12:00:00	66	18.9	12	32.5
13:00:00	70	19.8	36	33.1
14:00:00	78	15.8	30	32.8
15:00:00	64	16.0	10	32.5
16:00:00	86	14.9	26	32.5
17:00:00	66	16.8	20	33.0
18:00:00	38	22.4	8	32.5
19:00:00	22	22.7	2	32.5
20:00:00	18	22.2	4	32.5
21:00:00	4	25.0	0	0.0
22:00:00	4	27.5	0	0.0
23:00:00	2	27.5	0	0.0
00:00:00	0	N/A	N/A	N/A
01:00:00	0	N/A	N/A	N/A
02:00:00	0	N/A	N/A	N/A
03:00:00	0	N/A	N/A	N/A
04:00:00	0	N/A	N/A	N/A
05:00:00	12	29.2	6	32.5
06:00:00	30	23.2	6	32.5
07:00:00	32	22.0	16	32.5
08:00:00	48	21.5	16	33.1
09:00:00	82	17.6	24	32.9
10:00:00	84	20.1	26	32.9
11:00:00	104	12.8	22	33.0
12:00:00	72	19.3	32	32.8
13:00:00	50	19.9	12	33.3
14:00:00	80	15.5	16	33.1
15:00:00	66	19.5	18	34.7
16:00:00	42	19.5	16	33.1
17:00:00	36	21.3	6	34.2
18:00:00	22	26.8	8	33.8
19:00:00	10	30.5	6	32.5
20:00:00	14	27.9	8	35.0
21:00:00	6	30.8	4	32.5
22:00:00	12	19.2	2	37.5
23:00:00	14	24.3	4	32.5
00:00:00	0	N/A	N/A	N/A

## Summary of Violators

The Barley Mow - Winchfield

from Wed-Oct-01-2025-12-00-AM to Fri-Oct-31-2025-11-59-PM

01:00:00	4	27.5	0	0.0
02:00:00	0	N/A	N/A	N/A
03:00:00	0	N/A	N/A	N/A
04:00:00	0	N/A	N/A	N/A
05:00:00	10	26.5	2	32.5
06:00:00	8	21.9	4	32.5
07:00:00	28	19.1	8	32.5
08:00:00	52	20.8	20	33.0
09:00:00	82	17.9	14	33.2
10:00:00	82	15.1	16	33.8
11:00:00	64	19.0	16	32.5
12:00:00	44	22.5	12	32.5
13:00:00	64	22.8	16	33.8
14:00:00	68	20.5	10	32.5
15:00:00	76	19.9	24	34.6
16:00:00	56	20.4	14	34.6
17:00:00	16	25.9	6	34.2
18:00:00	30	23.7	6	32.5
19:00:00	10	26.5	2	32.5
20:00:00	4	30.0	2	32.5
21:00:00	8	26.3	2	32.5
22:00:00	0	N/A	N/A	N/A
23:00:00	0	N/A	N/A	N/A
00:00:00	0	N/A	N/A	N/A
01:00:00	0	N/A	N/A	N/A
02:00:00	2	22.5	0	0.0
03:00:00	0	N/A	N/A	N/A
04:00:00	4	35.0	4	35.0
05:00:00	26	26.5	12	34.2
06:00:00	68	19.1	28	33.6
07:00:00	88	15.8	34	32.8
08:00:00	80	19.3	28	33.6
09:00:00	60	21.5	14	33.2
10:00:00	50	21.4	8	33.8
11:00:00	82	17.7	16	32.5
12:00:00	68	19.0	18	33.1
13:00:00	68	17.4	10	34.5
14:00:00	106	13.3	22	32.5
15:00:00	92	15.5	34	32.5
16:00:00	96	16.8	46	32.9
17:00:00	66	16.5	18	32.5
18:00:00	48	19.6	12	32.5
19:00:00	20	27.3	8	36.3
20:00:00	18	28.6	10	34.5
21:00:00	4	30.0	2	32.5
22:00:00	0	N/A	N/A	N/A
23:00:00	6	27.5	2	32.5
00:00:00	0	N/A	N/A	N/A
01:00:00	0	N/A	N/A	N/A

## Summary of Violators

The Barley Mow - Winchfield

from Wed-Oct-01-2025-12-00-AM to Fri-Oct-31-2025-11-59-PM

02:00:00	0	N/A	N/A	N/A
03:00:00	0	N/A	N/A	N/A
04:00:00	8	32.5	8	32.5
05:00:00	34	25.3	22	33.4
06:00:00	86	17.4	36	33.6
07:00:00	106	15.5	40	33.5
08:00:00	74	19.3	28	33.2
09:00:00	80	16.3	30	32.5
10:00:00	44	24.0	16	32.5
11:00:00	90	14.9	18	32.5
12:00:00	84	17.9	24	33.8
13:00:00	58	20.9	18	32.5
14:00:00	102	16.4	48	33.5
15:00:00	102	14.5	36	32.8
16:00:00	90	17.2	26	32.9
17:00:00	90	14.1	20	32.5
18:00:00	42	20.7	8	32.5
19:00:00	20	21.0	2	32.5
20:00:00	20	27.3	8	35.0
21:00:00	10	24.0	8	32.5
22:00:00	2	27.5	0	0.0
23:00:00	6	30.8	4	32.5
00:00:00	0	N/A	N/A	N/A
01:00:00	4	30.0	2	37.5
02:00:00	0	N/A	N/A	N/A
03:00:00	0	N/A	N/A	N/A
04:00:00	10	28.0	10	34.5
05:00:00	26	27.3	14	33.2
06:00:00	88	17.6	38	33.0
07:00:00	86	17.7	30	33.5
08:00:00	64	16.9	8	32.5
09:00:00	72	13.7	16	32.5
10:00:00	74	17.0	16	32.5
11:00:00	68	18.5	30	33.5
12:00:00	80	16.0	22	32.5
13:00:00	74	19.9	26	33.3
14:00:00	96	17.1	42	33.7
15:00:00	124	13.3	42	33.0
16:00:00	102	16.3	36	32.8
17:00:00	88	16.5	16	33.1
18:00:00	56	19.3	10	32.5
19:00:00	26	24.4	10	32.5
20:00:00	20	24.3	2	32.5
21:00:00	22	25.2	12	34.2
22:00:00	10	24.0	2	42.5
23:00:00	4	30.0	2	32.5
00:00:00	0	N/A	N/A	N/A
01:00:00	2	32.5	2	32.5
02:00:00	0	N/A	N/A	N/A

Summary of Violators  
 The Barley Mow - Winchfield

from Wed-Oct-01-2025-12-00-AM to Fri-Oct-31-2025-11-59-PM

03:00:00	0	N/A	N/A	N/A
04:00:00	8	30.0	4	32.5
05:00:00	22	29.3	12	32.5
06:00:00	84	16.7	38	33.3
07:00:00	94	16.6	48	34.0
08:00:00	80	18.8	32	33.4
09:00:00	80	17.6	14	32.5
10:00:00	100	15.2	26	32.5
11:00:00	78	14.8	10	32.5
12:00:00	110	16.5	26	33.3
13:00:00	128	13.8	30	33.5
14:00:00	104	13.4	18	32.5
15:00:00	124	13.5	20	33.0
16:00:00	102	16.5	26	34.4
17:00:00	86	14.7	16	33.8
18:00:00	76	17.3	16	33.8
19:00:00	30	27.0	10	34.5
20:00:00	2	32.5	2	32.5
21:00:00	32	21.7	4	35.0
22:00:00	4	30.0	2	32.5
23:00:00	0	N/A	N/A	N/A
00:00:00	2	27.5	0	0.0
01:00:00	4	27.5	0	0.0
02:00:00	0	N/A	N/A	N/A
03:00:00	0	N/A	N/A	N/A
04:00:00	6	32.5	6	32.5
05:00:00	16	28.8	6	34.2
06:00:00	74	18.1	28	33.2
07:00:00	144	12.5	36	33.1
08:00:00	86	14.7	18	32.5
09:00:00	82	18.8	20	32.5
10:00:00	98	13.4	18	33.1
11:00:00	106	15.0	16	32.5
12:00:00	70	16.2	16	33.1
13:00:00	116	15.8	26	32.5
14:00:00	124	13.3	28	32.5
15:00:00	128	13.6	38	32.8
16:00:00	116	13.6	24	33.3
17:00:00	80	15.5	14	32.5
18:00:00	48	15.7	4	32.5
19:00:00	22	19.5	6	32.5
20:00:00	8	31.3	6	34.2
21:00:00	14	26.1	2	32.5
22:00:00	8	25.0	2	32.5
23:00:00	4	27.5	2	32.5
00:00:00	4	25.0	0	0.0
01:00:00	0	N/A	N/A	N/A
02:00:00	0	N/A	N/A	N/A
03:00:00	0	N/A	N/A	N/A

## Summary of Violators

The Barley Mow - Winchfield

from Wed-Oct-01-2025-12-00-AM to Fri-Oct-31-2025-11-59-PM

04:00:00	0	N/A	N/A	N/A
05:00:00	10	24.0	6	32.5
06:00:00	26	28.7	12	32.5
07:00:00	40	16.3	4	32.5
08:00:00	102	12.1	12	33.3
09:00:00	108	13.4	16	32.5
10:00:00	86	15.6	18	33.1
11:00:00	86	16.3	24	33.3
12:00:00	104	15.9	32	33.1
13:00:00	96	19.1	22	33.4
14:00:00	118	13.8	22	32.5
15:00:00	80	17.8	18	32.5
16:00:00	84	14.5	12	33.3
17:00:00	56	20.2	8	35.0
18:00:00	38	21.6	4	32.5
19:00:00	8	26.3	2	37.5
20:00:00	0	N/A	N/A	N/A
21:00:00	22	17.5	2	37.5
22:00:00	6	30.8	4	32.5
23:00:00	4	22.5	0	0.0
00:00:00	6	30.8	4	32.5
01:00:00	0	N/A	N/A	N/A
02:00:00	0	N/A	N/A	N/A
03:00:00	0	N/A	N/A	N/A
04:00:00	0	N/A	N/A	N/A
05:00:00	8	28.8	2	32.5
06:00:00	22	25.7	4	32.5
07:00:00	38	20.4	6	34.2
08:00:00	50	19.0	6	34.2
09:00:00	78	15.7	8	32.5
10:00:00	66	18.6	22	32.5
11:00:00	78	15.6	14	32.5
12:00:00	104	16.3	34	33.4
13:00:00	130	14.5	18	32.5
14:00:00	106	12.5	22	32.5
15:00:00	108	14.9	18	33.1
16:00:00	80	19.8	18	32.5
17:00:00	42	18.0	6	32.5
18:00:00	18	23.3	4	32.5
19:00:00	20	27.3	10	33.5
20:00:00	8	32.5	6	34.2
21:00:00	6	24.2	0	0.0
22:00:00	4	25.0	2	32.5
23:00:00	0	N/A	N/A	N/A
00:00:00	2	37.5	2	37.5
01:00:00	0	N/A	N/A	N/A
02:00:00	0	N/A	N/A	N/A
03:00:00	2	27.5	0	0.0
04:00:00	6	23.3	6	34.2

## Summary of Violators

The Barley Mow - Winchfield

from Wed-Oct-01-2025-12-00-AM to Fri-Oct-31-2025-11-59-PM

05:00:00	24	29.2	12	32.5
06:00:00	78	19.1	24	32.9
07:00:00	158	11.8	26	33.3
08:00:00	66	15.5	10	32.5
09:00:00	62	16.1	10	32.5
10:00:00	64	14.8	12	33.3
11:00:00	82	14.8	10	32.5
12:00:00	74	17.0	16	33.8
13:00:00	84	14.5	22	33.9
14:00:00	136	12.1	32	32.8
15:00:00	118	14.1	22	33.0
16:00:00	74	16.8	12	33.3
17:00:00	80	15.8	12	32.5
18:00:00	60	17.8	18	33.1
19:00:00	22	25.0	6	37.5
20:00:00	10	28.5	4	35.0
21:00:00	18	23.1	10	37.5
22:00:00	6	29.2	2	32.5
23:00:00	0	N/A	N/A	N/A
00:00:00	0	N/A	N/A	N/A
01:00:00	0	N/A	N/A	N/A
02:00:00	0	N/A	N/A	N/A
03:00:00	2	27.5	0	0.0
04:00:00	6	32.5	6	32.5
05:00:00	36	21.9	14	32.5
06:00:00	94	15.3	38	32.8
07:00:00	148	12.7	44	33.2
08:00:00	92	15.7	30	33.2
09:00:00	88	16.2	18	32.5
10:00:00	68	17.2	14	32.5
11:00:00	104	14.4	20	33.0
12:00:00	106	11.0	18	32.5
13:00:00	88	15.1	14	33.9
14:00:00	114	12.5	26	32.9
15:00:00	94	14.4	28	33.2
16:00:00	104	13.4	16	32.5
17:00:00	76	17.1	20	32.5
18:00:00	50	22.5	16	35.0
19:00:00	18	22.8	2	37.5
20:00:00	24	23.3	6	34.2
21:00:00	10	16.0	2	32.5
22:00:00	2	32.5	2	32.5
23:00:00	4	27.5	2	37.5
00:00:00	0	N/A	N/A	N/A
01:00:00	0	N/A	N/A	N/A
02:00:00	0	N/A	N/A	N/A
03:00:00	0	N/A	N/A	N/A
04:00:00	8	31.3	6	32.5
05:00:00	44	23.4	20	34.0

## Summary of Violators

The Barley Mow - Winchfield

from Wed-Oct-01-2025-12-00-AM to Fri-Oct-31-2025-11-59-PM

06:00:00	88	13.6	16	32.5
07:00:00	144	11.7	34	32.8
08:00:00	88	14.1	18	32.5
09:00:00	78	15.4	14	33.2
10:00:00	90	16.0	20	32.5
11:00:00	72	15.6	10	32.5
12:00:00	96	16.8	28	32.5
13:00:00	126	12.5	16	33.1
14:00:00	116	12.6	22	33.0
15:00:00	110	14.5	22	33.0
16:00:00	96	15.7	40	32.8
17:00:00	64	16.2	16	32.5
18:00:00	30	23.3	12	33.3
19:00:00	16	17.8	2	32.5
20:00:00	12	26.3	8	33.8
21:00:00	20	21.5	6	32.5
22:00:00	6	25.8	0	0.0
23:00:00	2	32.5	2	32.5
00:00:00	2	17.5	0	0.0
01:00:00	2	32.5	2	32.5
02:00:00	2	17.5	0	0.0
03:00:00	0	N/A	N/A	N/A
04:00:00	10	28.0	10	34.5
05:00:00	26	26.5	12	34.2
06:00:00	86	18.0	32	33.1
07:00:00	132	12.9	24	34.2
08:00:00	86	15.8	22	34.3
09:00:00	62	20.2	14	33.9
10:00:00	62	20.7	22	33.4
11:00:00	94	16.1	26	33.7
12:00:00	102	15.9	24	32.9
13:00:00	86	16.3	20	33.0
14:00:00	100	15.9	20	33.0
15:00:00	112	14.2	30	33.2
16:00:00	88	16.1	22	33.9
17:00:00	60	18.4	8	33.8
18:00:00	30	24.8	12	34.2
19:00:00	28	23.0	8	32.5
20:00:00	38	16.2	2	32.5
21:00:00	14	23.6	2	37.5
22:00:00	8	28.8	2	37.5
23:00:00	4	25.0	0	0.0
00:00:00	0	N/A	N/A	N/A
01:00:00	0	N/A	N/A	N/A
02:00:00	0	N/A	N/A	N/A
03:00:00	2	42.5	2	42.5
04:00:00	2	32.5	2	32.5
05:00:00	20	25.3	6	37.5
06:00:00	66	20.5	24	33.3

## Summary of Violators

The Barley Mow - Winchfield

from Wed-Oct-01-2025-12-00-AM to Fri-Oct-31-2025-11-59-PM

07:00:00	110	13.0	26	32.9
08:00:00	92	13.9	14	32.5
09:00:00	84	16.7	28	33.2
10:00:00	64	18.9	18	33.1
11:00:00	64	16.8	14	32.5
12:00:00	72	17.6	12	32.5
13:00:00	88	17.0	20	33.0
14:00:00	118	14.4	42	32.5
15:00:00	100	15.3	24	32.9
16:00:00	98	13.8	36	32.5
17:00:00	78	16.4	12	33.3
18:00:00	34	21.9	6	32.5
19:00:00	24	27.7	14	34.6
20:00:00	20	22.0	6	32.5
21:00:00	16	26.3	4	32.5
22:00:00	12	27.5	2	32.5
23:00:00	10	27.5	2	32.5
00:00:00	2	37.5	2	37.5
01:00:00	0	N/A	N/A	N/A
02:00:00	0	N/A	N/A	N/A
03:00:00	0	N/A	N/A	N/A
04:00:00	0	N/A	N/A	N/A
05:00:00	8	33.8	6	35.8
06:00:00	24	24.6	4	32.5
07:00:00	42	18.9	6	34.2
08:00:00	62	21.0	18	33.1
09:00:00	60	19.3	12	32.5
10:00:00	90	15.1	12	32.5
11:00:00	104	15.8	20	33.0
12:00:00	76	18.4	26	33.3
13:00:00	68	16.5	6	34.2
14:00:00	84	16.8	10	32.5
15:00:00	66	17.6	30	32.5
16:00:00	50	17.5	8	32.5
17:00:00	36	21.9	4	32.5
18:00:00	22	25.5	6	32.5
19:00:00	22	24.8	12	35.8
20:00:00	6	9.2	0	0.0
21:00:00	40	18.1	8	32.5
22:00:00	16	28.1	6	32.5
23:00:00	10	29.5	4	32.5
00:00:00	6	24.2	0	0.0
01:00:00	2	32.5	2	32.5
02:00:00	2	32.5	2	32.5
03:00:00	0	N/A	N/A	N/A
04:00:00	0	N/A	N/A	N/A
05:00:00	4	30.0	2	32.5
06:00:00	10	23.5	2	32.5
07:00:00	38	9.9	2	32.5

## Summary of Violators

The Barley Mow - Winchfield

from Wed-Oct-01-2025-12-00-AM to Fri-Oct-31-2025-11-59-PM

08:00:00	32	19.8	4	32.5
09:00:00	60	18.0	12	32.5
10:00:00	64	16.3	14	32.5
11:00:00	80	17.4	10	32.5
12:00:00	66	16.5	16	32.5
13:00:00	68	18.7	20	32.5
14:00:00	56	20.1	14	32.5
15:00:00	56	19.2	10	32.5
16:00:00	34	21.2	4	32.5
17:00:00	18	20.3	2	32.5
18:00:00	18	20.3	2	32.5
19:00:00	12	30.0	6	32.5
20:00:00	4	32.5	4	32.5
21:00:00	6	27.5	4	32.5
22:00:00	2	27.5	0	0.0
23:00:00	0	N/A	N/A	N/A
00:00:00	0	N/A	N/A	N/A
01:00:00	0	N/A	N/A	N/A
02:00:00	0	N/A	N/A	N/A
03:00:00	2	32.5	2	32.5
04:00:00	2	32.5	2	32.5
05:00:00	32	23.0	12	35.0
06:00:00	58	19.7	20	32.5
07:00:00	84	14.8	18	33.1
08:00:00	64	16.1	14	33.9
09:00:00	40	20.5	14	33.2
10:00:00	64	15.0	12	32.5
11:00:00	48	21.8	10	32.5
12:00:00	46	17.4	20	33.0
13:00:00	58	17.8	20	32.5
14:00:00	84	14.4	18	32.5
15:00:00	88	16.5	20	33.0
16:00:00	90	14.3	18	32.5
17:00:00	86	14.8	6	32.5
18:00:00	36	16.9	4	32.5
19:00:00	16	27.5	6	32.5
20:00:00	8	28.8	2	32.5
21:00:00	10	29.5	4	35.0
22:00:00	0	N/A	N/A	N/A
23:00:00	0	N/A	N/A	N/A
00:00:00	4	32.5	2	37.5
01:00:00	0	N/A	N/A	N/A
02:00:00	0	N/A	N/A	N/A
03:00:00	0	N/A	N/A	N/A
04:00:00	8	32.5	6	34.2
05:00:00	32	24.2	18	32.5
06:00:00	64	18.6	22	33.4
07:00:00	98	16.8	40	33.5
08:00:00	76	16.8	26	33.7

## Summary of Violators

The Barley Mow - Winchfield

from Wed-Oct-01-2025-12-00-AM to Fri-Oct-31-2025-11-59-PM

09:00:00	52	18.9	6	32.5
10:00:00	50	20.1	14	32.5
11:00:00	86	15.9	14	33.2
12:00:00	70	17.1	6	32.5
13:00:00	64	18.7	20	33.0
14:00:00	92	15.2	26	32.5
15:00:00	90	17.8	32	32.8
16:00:00	58	19.3	16	33.1
17:00:00	86	15.1	20	33.5
18:00:00	28	23.0	16	33.8
19:00:00	20	24.0	12	32.5
20:00:00	8	33.8	6	35.8
21:00:00	10	26.5	0	0.0
22:00:00	4	25.0	0	0.0
23:00:00	0	N/A	N/A	N/A
00:00:00	0	N/A	N/A	N/A
01:00:00	0	N/A	N/A	N/A
02:00:00	0	N/A	N/A	N/A
03:00:00	0	N/A	N/A	N/A
04:00:00	8	35.0	8	35.0
05:00:00	28	18.8	12	32.5
06:00:00	72	19.7	26	34.4
07:00:00	104	14.7	40	33.0
08:00:00	66	17.0	26	32.9
09:00:00	64	17.1	18	33.1
10:00:00	88	18.9	28	32.5
11:00:00	74	18.3	22	32.5
12:00:00	58	17.8	14	32.5
13:00:00	104	12.3	16	32.5
14:00:00	78	15.1	12	32.5
15:00:00	136	11.5	38	32.8
16:00:00	152	12.2	40	33.3
17:00:00	82	15.9	24	32.5
18:00:00	42	16.5	8	33.8
19:00:00	18	19.4	0	0.0
20:00:00	16	20.6	2	32.5
21:00:00	16	24.7	4	32.5
22:00:00	14	25.4	2	32.5
23:00:00	0	N/A	N/A	N/A
00:00:00	2	12.5	0	0.0
01:00:00	2	27.5	0	0.0
02:00:00	2	22.5	0	0.0
03:00:00	0	N/A	N/A	N/A
04:00:00	2	37.5	2	37.5
05:00:00	18	21.1	4	32.5
06:00:00	60	15.3	22	33.0
07:00:00	106	15.1	24	33.3
08:00:00	74	17.4	22	33.4
09:00:00	40	21.8	10	34.5

## Summary of Violators

The Barley Mow - Winchfield

from Wed-Oct-01-2025-12-00-AM to Fri-Oct-31-2025-11-59-PM

10:00:00	76	16.6	14	32.5
11:00:00	66	17.6	12	32.5
12:00:00	66	17.7	14	32.5
13:00:00	82	16.8	18	33.6
14:00:00	112	13.4	32	32.8
15:00:00	84	17.2	30	32.8
16:00:00	148	12.8	40	32.8
17:00:00	78	14.2	12	32.5
18:00:00	32	22.7	16	32.5
19:00:00	40	24.6	16	32.5
20:00:00	10	30.5	4	35.0
21:00:00	12	28.3	2	32.5
22:00:00	2	37.5	2	37.5
23:00:00	0	N/A	N/A	N/A
00:00:00	0	N/A	N/A	N/A
01:00:00	0	N/A	N/A	N/A
02:00:00	0	N/A	N/A	N/A
03:00:00	0	N/A	N/A	N/A
04:00:00	4	32.5	4	32.5
05:00:00	16	21.6	2	32.5
06:00:00	56	17.6	16	33.1
07:00:00	96	14.3	18	32.5
08:00:00	76	13.9	8	32.5
09:00:00	84	16.3	18	32.5
10:00:00	86	16.6	26	32.9
11:00:00	106	15.9	24	32.9
12:00:00	66	16.3	24	32.9
13:00:00	96	14.7	28	32.5
14:00:00	132	14.4	30	32.8
15:00:00	112	16.9	30	33.8
16:00:00	142	11.6	48	33.1
17:00:00	90	15.4	20	33.0
18:00:00	54	17.3	10	34.5
19:00:00	28	18.0	6	32.5
20:00:00	10	27.5	2	32.5
21:00:00	18	20.8	2	32.5
22:00:00	6	30.8	4	32.5
23:00:00	2	22.5	0	0.0
00:00:00	0	N/A	N/A	N/A
01:00:00	4	30.0	2	32.5
02:00:00	2	32.5	2	32.5
03:00:00	0	N/A	N/A	N/A
04:00:00	2	32.5	2	32.5
05:00:00	2	27.5	0	0.0
06:00:00	40	21.4	16	33.1
07:00:00	46	25.5	16	33.8
08:00:00	62	19.4	16	32.5
09:00:00	74	16.8	22	33.4
10:00:00	92	12.6	8	33.8

## Summary of Violators

The Barley Mow - Winchfield

from Wed-Oct-01-2025-12-00-AM to Fri-Oct-31-2025-11-59-PM

11:00:00	86	16.5	22	33.0
12:00:00	86	17.6	24	32.5
13:00:00	76	15.5	20	33.0
14:00:00	90	16.6	20	32.5
15:00:00	60	18.4	14	32.5
16:00:00	60	21.8	20	35.0
17:00:00	56	17.7	14	32.5
18:00:00	24	25.2	12	32.5
19:00:00	12	19.6	0	0.0
20:00:00	12	30.0	6	35.8
21:00:00	20	27.8	8	37.5
22:00:00	18	26.4	4	35.0
23:00:00	6	29.2	4	32.5
00:00:00	2	32.5	2	32.5
01:00:00	0	N/A	N/A	N/A
02:00:00	0	N/A	N/A	N/A
03:00:00	0	N/A	N/A	N/A
04:00:00	4	25.0	0	0.0
05:00:00	0	N/A	N/A	N/A
06:00:00	4	27.5	0	0.0
07:00:00	20	23.3	0	0.0
08:00:00	46	19.7	4	37.5
09:00:00	74	16.8	16	33.8
10:00:00	100	15.0	30	32.8
11:00:00	100	12.6	18	33.1
12:00:00	120	14.3	28	33.2
13:00:00	84	16.6	16	32.5
14:00:00	92	15.3	16	34.4
15:00:00	78	16.6	18	33.6
16:00:00	64	19.8	12	34.2
17:00:00	50	21.9	8	33.8
18:00:00	26	23.7	6	34.2
19:00:00	34	19.9	4	42.5
20:00:00	16	27.5	4	32.5
21:00:00	6	29.2	2	32.5
22:00:00	16	27.5	6	35.8
23:00:00	2	32.5	2	32.5
00:00:00	2	27.5	0	0.0
01:00:00	0	N/A	N/A	N/A
02:00:00	0	N/A	N/A	N/A
03:00:00	0	N/A	N/A	N/A
04:00:00	0	N/A	N/A	N/A
05:00:00	2	37.5	2	37.5
06:00:00	16	23.4	4	32.5
07:00:00	60	21.0	28	32.9
08:00:00	98	14.8	26	32.9
09:00:00	66	16.0	10	33.5
10:00:00	80	15.4	22	33.0
11:00:00	68	17.3	16	33.1

## Summary of Violators

The Barley Mow - Winchfield

from Wed-Oct-01-2025-12-00-AM to Fri-Oct-31-2025-11-59-PM

12:00:00	80	17.0	20	33.0
13:00:00	66	18.0	16	33.8
14:00:00	66	18.9	14	32.5
15:00:00	96	15.9	18	34.2
16:00:00	84	17.1	20	33.0
17:00:00	116	13.1	30	33.8
18:00:00	38	22.0	16	33.1
19:00:00	32	20.3	6	32.5
20:00:00	22	30.7	14	33.2
21:00:00	12	23.8	4	32.5
22:00:00	22	25.9	6	37.5
23:00:00	4	30.0	2	32.5
00:00:00	0	N/A	N/A	N/A
01:00:00	0	N/A	N/A	N/A
02:00:00	0	N/A	N/A	N/A
03:00:00	2	27.5	0	0.0
04:00:00	0	N/A	N/A	N/A
05:00:00	0	N/A	N/A	N/A
06:00:00	24	21.3	6	32.5
07:00:00	68	19.1	34	33.4
08:00:00	70	17.1	18	34.2
09:00:00	74	20.5	30	33.5
10:00:00	80	15.6	26	32.5
11:00:00	66	18.5	12	33.3
12:00:00	72	19.4	14	34.6
13:00:00	52	21.2	8	33.8
14:00:00	74	14.5	14	32.5
15:00:00	66	15.3	8	33.8
16:00:00	104	14.9	24	32.9
17:00:00	96	16.6	22	33.4
18:00:00	72	14.7	8	33.8
19:00:00	40	19.4	6	32.5
20:00:00	30	17.3	6	34.2
21:00:00	22	24.1	10	33.5
22:00:00	4	30.0	2	32.5
23:00:00	0	N/A	N/A	N/A
00:00:00	2	32.5	2	32.5
01:00:00	0	N/A	N/A	N/A
02:00:00	0	N/A	N/A	N/A
03:00:00	2	12.5	0	0.0
04:00:00	0	N/A	N/A	N/A
05:00:00	0	N/A	N/A	N/A
06:00:00	14	25.0	4	35.0
07:00:00	80	15.9	32	32.8
08:00:00	76	14.9	22	33.4
09:00:00	72	18.3	22	33.4
10:00:00	54	19.5	22	33.0
11:00:00	70	18.0	20	32.5
12:00:00	66	17.4	8	33.8

## Summary of Violators

The Barley Mow - Winchfield

from Wed-Oct-01-2025-12-00-AM to Fri-Oct-31-2025-11-59-PM

13:00:00	72	16.7	14	32.5
14:00:00	68	18.4	12	32.5
15:00:00	92	13.6	8	33.8
16:00:00	76	15.2	10	32.5
17:00:00	132	12.5	20	33.5
18:00:00	68	15.4	4	32.5
19:00:00	36	21.1	6	32.5
20:00:00	28	18.9	10	32.5
21:00:00	12	23.8	4	32.5
22:00:00	10	30.5	4	35.0
23:00:00	2	37.5	2	37.5
00:00:00	0	N/A	N/A	N/A
01:00:00	2	37.5	2	37.5
02:00:00	2	22.5	0	0.0
03:00:00	2	27.5	0	0.0
04:00:00	2	12.5	0	0.0
05:00:00	0	N/A	N/A	N/A
06:00:00	16	26.6	8	33.8
07:00:00	84	20.4	48	33.8
08:00:00	76	15.8	16	32.5
09:00:00	90	18.2	24	33.8
10:00:00	78	13.8	4	35.0
11:00:00	80	14.8	16	32.5
12:00:00	68	19.7	20	33.0
13:00:00	74	16.1	16	35.0
14:00:00	72	17.0	20	32.5
15:00:00	88	17.3	22	32.5
16:00:00	116	13.3	30	33.5
17:00:00	124	16.4	32	34.7
18:00:00	68	16.0	16	34.4
19:00:00	28	27.0	12	34.2
20:00:00	28	20.0	6	34.2
21:00:00	16	18.1	4	32.5
22:00:00	14	25.0	4	32.5
23:00:00	0	N/A	N/A	N/A
00:00:00	4	27.5	0	0.0
01:00:00	0	N/A	N/A	N/A
02:00:00	0	N/A	N/A	N/A
03:00:00	0	N/A	N/A	N/A
04:00:00	0	N/A	N/A	N/A
05:00:00	2	27.5	0	0.0
06:00:00	8	27.5	0	0.0
07:00:00	84	17.1	30	32.8
08:00:00	66	18.0	18	32.5
09:00:00	62	18.5	16	33.1
10:00:00	80	21.1	30	33.2
11:00:00	84	16.4	30	33.2
12:00:00	84	15.0	12	33.3
13:00:00	62	20.1	16	33.8

Summary of Violators

The Barley Mow - Winchfield

from Wed-Oct-01-2025-12-00-AM to Fri-Oct-31-2025-11-59-PM

14:00:00	62	20.7	26	33.3
15:00:00	88	21.0	30	34.2
16:00:00	92	14.8	30	32.5
17:00:00	94	14.6	14	33.9
18:00:00	54	18.7	2	37.5
19:00:00	50	18.6	4	32.5
20:00:00	18	21.4	2	32.5
21:00:00	14	24.6	2	32.5
22:00:00	16	24.1	4	32.5
23:00:00	6	29.2	2	32.5

Incoming Histogram

The Barley Mow - Winchfield

from Wed-Oct-01-2025-12-00-AM to Fri-Oct-31-2025-11-59-PM

Date	Starting Hr:min	<15	15 to <20	20 to <25	25 to <30	30 to <35	35 to <40	40 to <45	45 to <50	50 to <55	55 to <60	60 to <65	65 to <70	70 to <75	75 to <80	80 to <85	85 to <90	90 to <95	95 to <100	100 to >105	Total Counts	Avg Speed (MPH)	85pet Speed	10MPH Pace	% in pace	# of Speeders	% Speeders	
01/10/2025	00:00	0	0	0	0	0	0	0	0	0	0	0	0	0	0	0	0	0	0	0	0	0	0	*	*	*	*	
01/10/2025	01:00	0	0	0	0	0	0	0	0	0	0	0	0	0	0	0	0	0	0	0	0	0	0	*	*	*	*	
01/10/2025	02:00	0	0	0	0	0	0	0	0	0	0	0	0	0	0	0	0	0	0	0	0	0	0	*	*	*	*	
01/10/2025	03:00	0	0	0	0	2	0	0	0	0	0	0	0	0	0	0	0	0	0	0	0	2	32	35	25 to 35	100.0	2	100.0
01/10/2025	04:00	0	0	0	2	8	0	0	0	0	0	0	0	0	0	0	0	0	0	0	0	10	31	33.8	25 to 35	100.0	8	80.0
01/10/2025	05:00	2	2	4	12	8	0	0	0	0	0	0	0	0	0	0	0	0	0	0	0	28	26	32.5	25 to 35	71.4	8	28.6
01/10/2025	06:00	0	0	0	50	34	6	2	0	0	0	0	0	0	0	0	0	0	0	0	0	92	30.2	34.1	25 to 35	91.3	42	45.7
01/10/2025	07:00	0	2	14	56	22	6	0	0	0	0	0	0	0	0	0	0	0	0	0	0	100	28.1	33	25 to 35	78.0	28	28.0
01/10/2025	08:00	12	12	6	28	18	0	0	0	0	0	0	0	0	0	0	0	0	0	0	0	76	23.9	31.9	25 to 35	60.5	18	23.7
01/10/2025	09:00	4	2	6	30	14	2	0	0	0	0	0	0	0	0	0	0	0	0	0	0	58	26.9	32.5	25 to 35	75.9	16	27.6
01/10/2025	10:00	0	2	12	30	16	4	0	0	0	0	0	0	0	0	0	0	0	0	0	0	64	27.8	33.1	25 to 35	71.9	20	31.3
01/10/2025	11:00	2	2	16	36	14	4	0	0	0	0	0	0	0	0	0	0	0	0	0	0	74	26.9	32.5	20 to 30	70.3	18	24.3
01/10/2025	12:00	0	6	22	28	12	2	0	0	0	0	0	0	0	0	0	0	0	0	0	0	70	25.9	31.7	20 to 30	71.4	14	20.0
01/10/2025	13:00	0	2	28	30	20	2	0	0	0	0	0	0	0	0	0	0	0	0	0	0	82	26.8	32.5	20 to 30	70.7	22	26.8
01/10/2025	14:00	0	2	26	40	12	0	0	0	0	0	0	0	0	0	0	0	0	0	0	0	80	26.1	30	20 to 30	82.5	12	15.0
01/10/2025	15:00	0	0	24	32	34	2	0	0	0	0	0	0	0	0	0	0	0	0	0	0	92	28	33.2	25 to 35	71.7	36	39.1
01/10/2025	16:00	0	4	22	58	32	8	0	0	0	0	0	0	0	0	0	0	0	0	0	0	124	28.1	33.3	25 to 35	72.6	40	32.3
01/10/2025	17:00	6	6	16	40	24	0	0	0	0	0	0	0	0	0	0	0	0	0	0	0	92	26	32.1	25 to 35	69.6	24	26.1
01/10/2025	18:00	2	8	10	14	12	0	0	0	0	0	0	0	0	0	0	0	0	0	0	0	46	25	32.1	25 to 35	56.5	12	26.1
01/10/2025	19:00	2	8	6	6	8	0	0	0	0	0	0	0	0	0	0	0	0	0	0	0	30	23.7	32.5	15 to 25	46.7	8	26.7
01/10/2025	20:00	2	0	2	6	6	4	0	0	0	0	0	0	0	0	0	0	0	0	0	0	20	28.5	36.2	25 to 35	60.0	10	50.0
01/10/2025	21:00	0	0	20	12	2	0	0	0	0	0	0	0	0	0	0	0	0	0	0	0	34	24.7	28.8	20 to 30	94.1	2	5.9
01/10/2025	22:00	0	0	0	4	0	0	0	0	0	0	0	0	0	0	0	0	0	0	0	0	4	27	28.8	20 to 30	100.0	*	*
01/10/2025	23:00	0	0	0	0	0	0	0	0	0	0	0	0	0	0	0	0	0	0	0	0	0	0	*	*	*	*	
24 Hr Summary		32	58	234	514	298	40	2	0	0	0	0	0	0	0	0	0	0	0	0	0	1178	27	32.7	25 to 35	68.9	340	28.9

Incoming Histogram

The Barley Mow - Winchfield

from Wed-Oct-01-2025-12-00-AM to Fri-Oct-31-2025-11-59-PM

Date	Starting Hr:min	<15	15 to <20	20 to <25	25 to <30	30 to <35	35 to <40	40 to <45	45 to <50	50 to <55	55 to <60	60 to <65	65 to <70	70 to <75	75 to <80	80 to <85	85 to <90	90 to <95	95 to <100	100 to >105	Total Counts	Avg Speed (MPH)	85pet Speed	10MPH Pace	% in pace	# of Speeders	% Speeders	
02/10/2025	00:00	0	0	0	0	0	0	0	0	0	0	0	0	0	0	0	0	0	0	0	0	0	0	*	*	*	*	
02/10/2025	01:00	0	0	0	0	0	0	0	0	0	0	0	0	0	0	0	0	0	0	0	0	0	0	*	*	*	*	
02/10/2025	02:00	0	0	0	0	0	0	0	0	0	0	0	0	0	0	0	0	0	0	0	0	0	0	*	*	*	*	
02/10/2025	03:00	0	0	0	0	0	0	0	0	0	0	0	0	0	0	0	0	0	0	0	0	0	0	*	*	*	*	
02/10/2025	04:00	0	0	0	4	4	0	0	0	0	0	0	0	0	0	0	0	0	0	0	0	8	29.5	33.8	25 to 35	100.0	4	50.0
02/10/2025	05:00	0	0	2	10	8	0	0	0	0	0	0	0	0	0	0	0	0	0	0	0	20	28.6	33.1	25 to 35	90.0	8	40.0
02/10/2025	06:00	0	2	14	46	34	6	0	0	0	0	0	0	0	0	0	0	0	0	0	0	102	28.7	33.7	25 to 35	78.4	40	39.2
02/10/2025	07:00	0	0	16	48	30	2	0	0	0	0	0	0	0	0	0	0	0	0	0	0	96	28.3	33	25 to 35	81.3	32	33.3
02/10/2025	08:00	6	6	14	38	22	4	0	0	0	0	0	0	0	0	0	0	0	0	0	0	90	26.4	32.7	25 to 35	66.7	26	28.9
02/10/2025	09:00	4	4	20	30	6	0	0	0	0	0	0	0	0	0	0	0	0	0	0	0	64	24.5	29.3	20 to 30	78.1	6	9.4
02/10/2025	10:00	6	6	14	26	20	4	0	0	0	0	0	0	0	0	0	0	0	0	0	0	76	26.2	33.2	25 to 35	60.5	24	31.6
02/10/2025	11:00	0	0	26	28	26	0	0	0	0	0	0	0	0	0	0	0	0	0	0	0	80	27.3	32.7	20 to 30	67.5	26	32.5
02/10/2025	12:00	6	4	8	26	22	2	0	0	0	0	0	0	0	0	0	0	0	0	0	0	68	26.6	33.2	25 to 35	70.6	24	35.3
02/10/2025	13:00	6	0	20	38	16	2	0	0	0	0	0	0	0	0	0	0	0	0	0	0	82	26.2	31.9	20 to 30	70.7	18	22.0
02/10/2025	14:00	4	2	24	54	22	6	0	0	0	0	0	0	0	0	0	0	0	0	0	0	112	27	32.5	20 to 30	69.6	28	25.0
02/10/2025	15:00	0	2	28	50	26	6	0	0	0	0	0	0	0	0	0	0	0	0	0	0	112	27.6	32.9	20 to 30	69.6	32	28.6
02/10/2025	16:00	2	6	14	46	36	2	0	0	0	0	0	0	0	0	0	0	0	0	0	0	106	27.7	33.1	25 to 35	77.4	38	35.8
02/10/2025	17:00	2	4	8	48	14	4	0	0	0	0	0	0	0	0	0	0	0	0	0	0	80	27.2	32.1	25 to 35	77.5	18	22.5
02/10/2025	18:00	0	0	12	30	6	2	0	0	0	0	0	0	0	0	0	0	0	0	0	0	50	27.1	30	20 to 30	84.0	8	16.0
02/10/2025	19:00	0	2	4	10	8	0	0	0	0	0	0	0	0	0	0	0	0	0	0	0	24	27.1	32.5	25 to 35	75.0	8	33.3
02/10/2025	20:00	0	0	4	6	2	0	0	0	0	0	0	0	0	0	0	0	0	0	0	0	12	26.2	30	20 to 30	83.3	2	16.7
02/10/2025	21:00	0	0	2	4	2	0	0	0	0	0	0	0	0	0	0	0	0	0	0	0	8	27	32.5	20 to 30	75.0	2	25.0
02/10/2025	22:00	0	0	0	6	0	2	2	0	0	0	0	0	0	0	0	0	0	0	0	0	10	32	40	20 to 30	60.0	4	40.0
02/10/2025	23:00	0	0	0	0	0	0	0	0	0	0	0	0	0	0	0	0	0	0	0	0	0	0	*	*	*	*	
24 Hr Summary		36	38	230	548	304	42	2	0	0	0	0	0	0	0	0	0	0	0	0	0	1200	27.2	32.8	25 to 35	71.0	348	29.0

Incoming Histogram

The Barley Mow - Winchfield

from Wed-Oct-01-2025-12-00-AM to Fri-Oct-31-2025-11-59-PM

Date	Starting Hr:min	<15	15 to <20	20 to <25	25 to <30	30 to <35	35 to <40	40 to <45	45 to <50	50 to <55	55 to <60	60 to <65	65 to <70	70 to <75	75 to <80	80 to <85	85 to <90	90 to <95	95 to <100	100 to >105	Total Counts	Avg Speed (MPH)	85pet Speed	10MPH Pace	% in pace	# of Speeders	% Speeders	
03/10/2025	00:00	0	0	0	0	0	0	0	0	0	0	0	0	0	0	0	0	0	0	0	0	0	0	*	*	*	*	
03/10/2025	01:00	0	0	0	0	0	0	0	0	0	0	0	0	0	0	0	0	0	0	0	0	0	0	*	*	*	*	
03/10/2025	02:00	0	0	0	0	0	0	0	0	0	0	0	0	0	0	0	0	0	0	0	0	0	0	*	*	*	*	
03/10/2025	03:00	0	0	0	0	0	0	0	0	0	0	0	0	0	0	0	0	0	0	0	0	0	0	*	*	*	*	
03/10/2025	04:00	0	0	2	4	4	0	0	0	0	0	0	0	0	0	0	0	0	0	0	0	10	28.2	32.5	25 to 35	80.0	4	40.0
03/10/2025	05:00	0	0	2	14	6	2	0	0	0	0	0	0	0	0	0	0	0	0	0	0	24	28.8	33.3	25 to 35	83.3	8	33.3
03/10/2025	06:00	0	0	8	20	16	0	0	0	0	0	0	0	0	0	0	0	0	0	0	0	44	28	32.8	25 to 35	81.8	16	36.4
03/10/2025	07:00	0	2	12	38	34	0	0	0	0	0	0	0	0	0	0	0	0	0	0	0	86	28.3	33.1	25 to 35	83.7	34	39.5
03/10/2025	08:00	2	4	14	56	18	0	0	0	0	0	0	0	0	0	0	0	0	0	0	0	94	26.9	31.1	25 to 35	78.7	18	19.1
03/10/2025	09:00	0	4	6	36	12	0	0	0	0	0	0	0	0	0	0	0	0	0	0	0	58	27.1	31.2	25 to 35	82.8	12	20.7
03/10/2025	10:00	0	0	16	40	14	0	0	0	0	0	0	0	0	0	0	0	0	0	0	0	70	27.1	31.4	20 to 30	80.0	14	20.0
03/10/2025	11:00	0	2	22	48	12	0	0	0	0	0	0	0	0	0	0	0	0	0	0	0	84	26.5	29.9	20 to 30	83.3	12	14.3
03/10/2025	12:00	0	2	18	30	16	0	0	0	0	0	0	0	0	0	0	0	0	0	0	0	66	26.8	31.9	20 to 30	72.7	16	24.2
03/10/2025	13:00	0	0	6	26	32	4	0	0	0	0	0	0	0	0	0	0	0	0	0	0	68	29.8	34.1	25 to 35	85.3	36	52.9
03/10/2025	14:00	0	0	14	36	26	2	0	0	0	0	0	0	0	0	0	0	0	0	0	0	78	28.4	33.1	25 to 35	79.5	28	35.9
03/10/2025	15:00	0	2	10	44	10	0	0	0	0	0	0	0	0	0	0	0	0	0	0	0	66	27	30	20 to 30	81.8	10	15.2
03/10/2025	16:00	0	0	20	40	26	0	0	0	0	0	0	0	0	0	0	0	0	0	0	0	86	27.7	32.5	25 to 35	76.7	26	30.2
03/10/2025	17:00	0	2	24	20	16	2	0	0	0	0	0	0	0	0	0	0	0	0	0	0	64	26.7	32.5	20 to 30	68.8	18	28.1
03/10/2025	18:00	0	2	14	12	8	0	0	0	0	0	0	0	0	0	0	0	0	0	0	0	36	25.7	31.9	20 to 30	72.2	8	22.2
03/10/2025	19:00	0	2	6	10	2	0	0	0	0	0	0	0	0	0	0	0	0	0	0	0	20	25.1	29.5	20 to 30	80.0	2	10.0
03/10/2025	20:00	0	0	10	4	4	0	0	0	0	0	0	0	0	0	0	0	0	0	0	0	18	25.4	31.2	20 to 30	77.8	4	22.2
03/10/2025	21:00	0	0	2	2	0	0	0	0	0	0	0	0	0	0	0	0	0	0	0	0	4	24.5	27.5	20 to 30	100.0	*	*
03/10/2025	22:00	0	0	0	4	0	0	0	0	0	0	0	0	0	0	0	0	0	0	0	0	4	27	28.8	20 to 30	100.0	*	*
03/10/2025	23:00	0	0	0	2	0	0	0	0	0	0	0	0	0	0	0	0	0	0	0	0	2	27	30	20 to 30	100.0	*	*
24 Hr Summary		2	22	206	486	256	10	0	0	0	0	0	0	0	0	0	0	0	0	0	0	982	27.4	32.3	25 to 35	75.6	266	27.1

Incoming Histogram

The Barley Mow - Winchfield

from Wed-Oct-01-2025-12-00-AM to Fri-Oct-31-2025-11-59-PM

Date	Starting Hr:min	<15	15 to <20	20 to <25	25 to <30	30 to <35	35 to <40	40 to <45	45 to <50	50 to <55	55 to <60	60 to <65	65 to <70	70 to <75	75 to <80	80 to <85	85 to <90	90 to <95	95 to <100	100 to >105	Total Counts	Avg Speed (MPH)	85pet Speed	10MPH Pace	% in pace	# of Speeders	% Speeders	
04/10/2025	00:00	0	0	0	0	0	0	0	0	0	0	0	0	0	0	0	0	0	0	0	0	0	0	*	*	*	*	
04/10/2025	01:00	0	0	0	0	0	0	0	0	0	0	0	0	0	0	0	0	0	0	0	0	0	0	*	*	*	*	
04/10/2025	02:00	0	0	0	0	0	0	0	0	0	0	0	0	0	0	0	0	0	0	0	0	0	0	*	*	*	*	
04/10/2025	03:00	0	0	0	0	0	0	0	0	0	0	0	0	0	0	0	0	0	0	0	0	0	0	*	*	*	*	
04/10/2025	04:00	0	0	0	0	0	0	0	0	0	0	0	0	0	0	0	0	0	0	0	0	0	0	*	*	*	*	
04/10/2025	05:00	0	0	2	6	6	0	0	0	0	0	0	0	0	0	0	0	0	0	0	0	14	28.4	33.3	25 to 35	85.7	6	42.9
04/10/2025	06:00	2	0	4	18	6	0	0	0	0	0	0	0	0	0	0	0	0	0	0	0	30	26.4	31.7	25 to 35	80.0	6	20.0
04/10/2025	07:00	2	2	2	10	18	0	0	0	0	0	0	0	0	0	0	0	0	0	0	0	34	28.1	33.6	25 to 35	82.4	18	52.9
04/10/2025	08:00	4	8	8	16	12	2	0	0	0	0	0	0	0	0	0	0	0	0	0	0	50	25	32.5	25 to 35	56.0	14	28.0
04/10/2025	09:00	2	2	22	32	24	2	0	0	0	0	0	0	0	0	0	0	0	0	0	0	84	26.9	32.7	25 to 35	66.7	26	31.0
04/10/2025	10:00	2	4	20	32	26	2	0	0	0	0	0	0	0	0	0	0	0	0	0	0	86	27	32.9	25 to 35	67.4	28	32.6
04/10/2025	11:00	0	4	28	52	16	2	0	0	0	0	0	0	0	0	0	0	0	0	0	0	102	26.6	30.9	20 to 30	78.4	18	17.6
04/10/2025	12:00	0	2	10	26	30	2	0	0	0	0	0	0	0	0	0	0	0	0	0	0	70	28.7	33.7	25 to 35	80.0	32	45.7
04/10/2025	13:00	0	2	20	20	10	2	0	0	0	0	0	0	0	0	0	0	0	0	0	0	54	26.3	32	20 to 30	74.1	12	22.2
04/10/2025	14:00	2	6	18	30	16	2	0	0	0	0	0	0	0	0	0	0	0	0	0	0	74	26.2	32.2	20 to 30	64.9	18	24.3
04/10/2025	15:00	2	4	16	26	8	8	0	0	0	0	0	0	0	0	0	0	0	0	0	0	64	26.8	33.8	20 to 30	65.6	16	25.0
04/10/2025	16:00	0	0	2	24	14	2	0	0	0	0	0	0	0	0	0	0	0	0	0	0	42	29.1	33.6	25 to 35	90.5	16	38.1
04/10/2025	17:00	2	2	14	10	4	2	0	0	0	0	0	0	0	0	0	0	0	0	0	0	34	24.8	31.2	20 to 30	70.6	6	17.6
04/10/2025	18:00	0	0	2	12	8	2	0	0	0	0	0	0	0	0	0	0	0	0	0	0	24	29.2	33.8	25 to 35	83.3	10	41.7
04/10/2025	19:00	0	0	0	4	6	0	0	0	0	0	0	0	0	0	0	0	0	0	0	0	10	30	33.3	25 to 35	100.0	6	60.0
04/10/2025	20:00	0	0	0	6	2	4	0	0	0	0	0	0	0	0	0	0	0	0	0	0	12	31.3	37.5	25 to 35	66.7	6	50.0
04/10/2025	21:00	0	0	0	2	4	0	0	0	0	0	0	0	0	0	0	0	0	0	0	0	6	30.3	33.8	25 to 35	100.0	4	66.7
04/10/2025	22:00	0	0	2	8	0	2	0	0	0	0	0	0	0	0	0	0	0	0	0	0	12	28	30	20 to 30	83.3	2	16.7
04/10/2025	23:00	0	0	2	8	4	0	0	0	0	0	0	0	0	0	0	0	0	0	0	0	14	27.9	32.5	25 to 35	85.7	4	28.6
24 Hr Summary		18	36	172	342	214	34	0	0	0	0	0	0	0	0	0	0	0	0	0	0	816	27.1	32.9	25 to 35	68.1	248	30.4

Incoming Histogram

The Barley Mow - Winchfield

from Wed-Oct-01-2025-12-00-AM to Fri-Oct-31-2025-11-59-PM

Date	Starting Hr:min	<15	15 to <20	20 to <25	25 to <30	30 to <35	35 to <40	40 to <45	45 to <50	50 to <55	55 to <60	60 to <65	65 to <70	70 to <75	75 to <80	80 to <85	85 to <90	90 to <95	95 to <100	100 to >105	Total Counts	Avg Speed (MPH)	85pet Speed	10MPH Pace	% in pace	# of Speeders	% Speeders	
05/10/2025	00:00	0	0	0	2	0	0	0	0	0	0	0	0	0	0	0	0	0	0	0	0	2	27	30	20 to 30	100.0	*	*
05/10/2025	01:00	0	0	0	2	0	0	0	0	0	0	0	0	0	0	0	0	0	0	0	0	2	27	30	20 to 30	100.0	*	*
05/10/2025	02:00	0	0	0	0	0	0	0	0	0	0	0	0	0	0	0	0	0	0	0	0	0	0	0	*	*	*	*
05/10/2025	03:00	0	0	0	0	0	0	0	0	0	0	0	0	0	0	0	0	0	0	0	0	0	0	0	*	*	*	*
05/10/2025	04:00	0	0	2	0	0	0	0	0	0	0	0	0	0	0	0	0	0	0	0	0	2	22	25	15 to 25	100.0	*	*
05/10/2025	05:00	0	0	2	4	2	0	0	0	0	0	0	0	0	0	0	0	0	0	0	0	8	27	32.5	20 to 30	75.0	2	25.0
05/10/2025	06:00	0	0	4	0	4	0	0	0	0	0	0	0	0	0	0	0	0	0	0	0	8	27.3	33.8	15 to 25	50.0	4	50.0
05/10/2025	07:00	2	12	4	2	10	0	0	0	0	0	0	0	0	0	0	0	0	0	0	0	30	23.2	33	15 to 25	53.3	10	33.3
05/10/2025	08:00	6	0	16	12	20	2	0	0	0	0	0	0	0	0	0	0	0	0	0	0	56	26.3	33.5	25 to 35	57.1	22	39.3
05/10/2025	09:00	6	8	16	44	12	2	0	0	0	0	0	0	0	0	0	0	0	0	0	0	88	25.3	30.4	20 to 30	68.2	14	15.9
05/10/2025	10:00	2	4	18	38	12	0	2	0	0	0	0	0	0	0	0	0	0	0	0	0	76	26.4	31.2	20 to 30	73.7	14	18.4
05/10/2025	11:00	0	8	22	14	14	0	0	0	0	0	0	0	0	0	0	0	0	0	0	0	58	25.1	31.8	20 to 30	62.1	14	24.1
05/10/2025	12:00	0	0	16	18	12	0	0	0	0	0	0	0	0	0	0	0	0	0	0	0	46	26.7	32.1	20 to 30	73.9	12	26.1
05/10/2025	13:00	2	6	22	20	12	4	0	0	0	0	0	0	0	0	0	0	0	0	0	0	66	25.6	32.5	20 to 30	63.6	16	24.2
05/10/2025	14:00	0	6	26	30	10	0	0	0	0	0	0	0	0	0	0	0	0	0	0	0	72	25.3	29.8	20 to 30	77.8	10	13.9
05/10/2025	15:00	0	4	14	28	18	6	2	0	0	0	0	0	0	0	0	0	0	0	0	0	72	28.2	34.2	25 to 35	63.9	26	36.1
05/10/2025	16:00	2	6	12	20	10	2	2	0	0	0	0	0	0	0	0	0	0	0	0	0	54	26.3	33	20 to 30	59.3	14	25.9
05/10/2025	17:00	0	0	2	8	2	2	0	0	0	0	0	0	0	0	0	0	0	0	0	0	14	28.6	35	20 to 30	71.4	4	28.6
05/10/2025	18:00	2	2	10	14	6	0	0	0	0	0	0	0	0	0	0	0	0	0	0	0	34	24.7	30.8	20 to 30	70.6	6	17.6
05/10/2025	19:00	0	0	2	2	2	0	0	0	0	0	0	0	0	0	0	0	0	0	0	0	6	27	32.5	20 to 30	66.7	2	33.3
05/10/2025	20:00	0	0	2	2	2	0	0	0	0	0	0	0	0	0	0	0	0	0	0	0	6	27	32.5	20 to 30	66.7	2	33.3
05/10/2025	21:00	0	0	2	2	2	0	0	0	0	0	0	0	0	0	0	0	0	0	0	0	6	27	32.5	20 to 30	66.7	2	33.3
05/10/2025	22:00	0	0	0	0	0	0	0	0	0	0	0	0	0	0	0	0	0	0	0	0	0	0	0	*	*	*	*
05/10/2025	23:00	0	0	0	0	0	0	0	0	0	0	0	0	0	0	0	0	0	0	0	0	0	0	0	*	*	*	*
24 Hr Summary		22	56	192	262	150	18	6	0	0	0	0	0	0	0	0	0	0	0	0	0	706	26	32.3	20 to 30	64.3	174	24.6

Incoming Histogram

The Barley Mow - Winchfield

from Wed-Oct-01-2025-12-00-AM to Fri-Oct-31-2025-11-59-PM

Date	Starting Hr:min	<15	15 to <20	20 to <25	25 to <30	30 to <35	35 to <40	40 to <45	45 to <50	50 to <55	55 to <60	60 to <65	65 to <70	70 to <75	75 to <80	80 to <85	85 to <90	90 to <95	95 to <100	100 to >105	Total Counts	Avg Speed (MPH)	85pet Speed	10MPH Pace	% in pace	# of Speeders	% Speeders
06/10/2025	00:00	0	0	0	0	0	0	0	0	0	0	0	0	0	0	0	0	0	0	0	0	0	0	*	*	*	*
06/10/2025	01:00	0	0	0	0	0	0	0	0	0	0	0	0	0	0	0	0	0	0	0	0	0	0	*	*	*	*
06/10/2025	02:00	0	0	2	0	0	0	0	0	0	0	0	0	0	0	0	0	0	0	0	2	22	25	15 to 25	100.0	*	*
06/10/2025	03:00	0	0	0	0	0	0	0	0	0	0	0	0	0	0	0	0	0	0	0	0	0	0	*	*	*	*
06/10/2025	04:00	0	0	0	0	4	2	0	0	0	0	0	0	0	0	0	0	0	0	0	6	33.7	37.5	30 to 40	100.0	6	100.0
06/10/2025	05:00	0	2	10	6	8	4	0	0	0	0	0	0	0	0	0	0	0	0	0	30	27.4	35	20 to 30	53.3	12	40.0
06/10/2025	06:00	0	2	2	38	26	2	2	0	0	0	0	0	0	0	0	0	0	0	0	72	29.4	33.7	25 to 35	88.9	30	41.7
06/10/2025	07:00	0	2	12	40	30	4	0	0	0	0	0	0	0	0	0	0	0	0	0	88	28.5	33.5	25 to 35	79.5	34	38.6
06/10/2025	08:00	0	2	6	44	22	6	0	0	0	0	0	0	0	0	0	0	0	0	0	80	28.8	33.6	25 to 35	82.5	28	35.0
06/10/2025	09:00	2	2	10	34	10	0	0	0	0	0	0	0	0	0	0	0	0	0	0	58	26.3	30.5	20 to 30	75.9	10	17.2
06/10/2025	10:00	0	6	14	26	6	2	0	0	0	0	0	0	0	0	0	0	0	0	0	54	25.7	30	20 to 30	74.1	8	14.8
06/10/2025	11:00	4	0	24	26	18	0	0	0	0	0	0	0	0	0	0	0	0	0	0	72	26	31.9	20 to 30	69.4	18	25.0
06/10/2025	12:00	0	4	22	28	14	2	0	0	0	0	0	0	0	0	0	0	0	0	0	70	26.4	32.1	20 to 30	71.4	16	22.9
06/10/2025	13:00	6	0	12	40	6	4	0	0	0	0	0	0	0	0	0	0	0	0	0	68	25.9	30	20 to 30	76.5	10	14.7
06/10/2025	14:00	0	6	22	58	24	0	0	0	0	0	0	0	0	0	0	0	0	0	0	110	26.8	31.7	25 to 35	74.5	24	21.8
06/10/2025	15:00	2	2	14	40	36	0	0	0	0	0	0	0	0	0	0	0	0	0	0	94	28	33.1	25 to 35	80.9	36	38.3
06/10/2025	16:00	0	6	10	28	40	4	0	0	0	0	0	0	0	0	0	0	0	0	0	88	28.8	33.9	25 to 35	77.3	44	50.0
06/10/2025	17:00	6	6	18	22	16	0	0	0	0	0	0	0	0	0	0	0	0	0	0	68	24.9	31.9	20 to 30	58.8	16	23.5
06/10/2025	18:00	2	2	2	26	12	0	0	0	0	0	0	0	0	0	0	0	0	0	0	44	27.3	32.1	25 to 35	86.4	12	27.3
06/10/2025	19:00	2	0	8	8	2	6	0	0	0	0	0	0	0	0	0	0	0	0	0	26	26.7	36.7	20 to 30	61.5	8	30.8
06/10/2025	20:00	0	0	0	2	6	4	0	0	0	0	0	0	0	0	0	0	0	0	0	12	32.8	37.5	30 to 40	83.3	10	83.3
06/10/2025	21:00	0	0	0	2	2	0	0	0	0	0	0	0	0	0	0	0	0	0	0	4	29.5	32.5	25 to 35	100.0	2	50.0
06/10/2025	22:00	0	0	0	0	0	0	0	0	0	0	0	0	0	0	0	0	0	0	0	0	0	0	*	*	*	*
06/10/2025	23:00	0	0	2	2	2	0	0	0	0	0	0	0	0	0	0	0	0	0	0	6	27	32.5	20 to 30	66.7	2	33.3
24 Hr Summary		24	42	190	470	284	40	2	0	0	0	0	0	0	0	0	0	0	0	0	1052	27.3	33	25 to 35	71.7	326	31.0

Incoming Histogram

The Barley Mow - Winchfield

from Wed-Oct-01-2025-12-00-AM to Fri-Oct-31-2025-11-59-PM

Date	Starting Hr:min	<15	15 to <20	20 to <25	25 to <30	30 to <35	35 to <40	40 to <45	45 to <50	50 to <55	55 to <60	60 to <65	65 to <70	70 to <75	75 to <80	80 to <85	85 to <90	90 to <95	95 to <100	100 to >105	Total Counts	Avg Speed (MPH)	85pet Speed	10MPH Pace	% in pace	# of Speeders	% Speeders	
07/10/2025	00:00	0	0	0	0	0	0	0	0	0	0	0	0	0	0	0	0	0	0	0	0	0	0	*	*	*	*	
07/10/2025	01:00	0	0	0	0	0	0	0	0	0	0	0	0	0	0	0	0	0	0	0	0	0	0	*	*	*	*	
07/10/2025	02:00	0	0	0	0	0	0	0	0	0	0	0	0	0	0	0	0	0	0	0	0	0	0	*	*	*	*	
07/10/2025	03:00	0	0	0	0	0	0	0	0	0	0	0	0	0	0	0	0	0	0	0	0	0	0	*	*	*	*	
07/10/2025	04:00	0	0	0	0	10	0	0	0	0	0	0	0	0	0	0	0	0	0	0	0	10	32	34	25 to 35	100.0	10	100.0
07/10/2025	05:00	0	0	8	10	16	6	0	0	0	0	0	0	0	0	0	0	0	0	0	0	40	29.6	35	25 to 35	65.0	22	55.0
07/10/2025	06:00	2	0	10	42	28	6	0	0	0	0	0	0	0	0	0	0	0	0	0	0	88	28.7	33.8	25 to 35	79.5	34	38.6
07/10/2025	07:00	0	4	20	36	36	8	2	0	0	0	0	0	0	0	0	0	0	0	0	0	106	28.8	34.2	25 to 35	67.9	46	43.4
07/10/2025	08:00	0	6	12	24	30	0	0	0	0	0	0	0	0	0	0	0	0	0	0	0	72	27.6	33.2	25 to 35	75.0	30	41.7
07/10/2025	09:00	4	4	12	30	24	0	0	0	0	0	0	0	0	0	0	0	0	0	0	0	74	26.7	32.7	25 to 35	73.0	24	32.4
07/10/2025	10:00	0	2	8	20	14	0	0	0	0	0	0	0	0	0	0	0	0	0	0	0	44	27.3	32.5	25 to 35	77.3	14	31.8
07/10/2025	11:00	4	6	32	30	20	0	0	0	0	0	0	0	0	0	0	0	0	0	0	0	92	25.2	31.5	20 to 30	67.4	20	21.7
07/10/2025	12:00	4	6	14	42	18	2	2	0	0	0	0	0	0	0	0	0	0	0	0	0	88	26.7	32.5	25 to 35	68.2	22	25.0
07/10/2025	13:00	0	4	12	20	18	0	0	0	0	0	0	0	0	0	0	0	0	0	0	0	54	27	32.8	25 to 35	70.4	18	33.3
07/10/2025	14:00	0	6	18	30	42	10	0	0	0	0	0	0	0	0	0	0	0	0	0	0	106	28.8	34.3	25 to 35	67.9	52	49.1
07/10/2025	15:00	2	8	18	44	34	2	0	0	0	0	0	0	0	0	0	0	0	0	0	0	108	27.2	32.9	25 to 35	72.2	36	33.3
07/10/2025	16:00	8	6	10	38	20	2	0	0	0	0	0	0	0	0	0	0	0	0	0	0	84	25.6	32.2	25 to 35	69.0	22	26.2
07/10/2025	17:00	4	2	18	48	20	0	0	0	0	0	0	0	0	0	0	0	0	0	0	0	92	26.6	31.5	25 to 35	73.9	20	21.7
07/10/2025	18:00	0	0	6	18	8	0	0	0	0	0	0	0	0	0	0	0	0	0	0	0	32	27.5	31.9	25 to 35	81.3	8	25.0
07/10/2025	19:00	0	0	8	10	2	0	0	0	0	0	0	0	0	0	0	0	0	0	0	0	20	25.7	29.5	20 to 30	90.0	2	10.0
07/10/2025	20:00	0	0	2	10	4	4	0	0	0	0	0	0	0	0	0	0	0	0	0	0	20	29.6	36.2	25 to 35	70.0	8	40.0
07/10/2025	21:00	0	0	2	0	8	0	0	0	0	0	0	0	0	0	0	0	0	0	0	0	10	30.2	33.8	25 to 35	80.0	8	80.0
07/10/2025	22:00	0	0	0	2	0	0	0	0	0	0	0	0	0	0	0	0	0	0	0	0	2	27	30	20 to 30	100.0	*	*
07/10/2025	23:00	0	0	0	2	4	0	0	0	0	0	0	0	0	0	0	0	0	0	0	0	6	30.3	33.8	25 to 35	100.0	4	66.7
24 Hr Summary		28	54	210	456	356	40	4	0	0	0	0	0	0	0	0	0	0	0	0	0	1148	27.4	33.2	25 to 35	70.7	400	34.8

Incoming Histogram

The Barley Mow - Winchfield

from Wed-Oct-01-2025-12-00-AM to Fri-Oct-31-2025-11-59-PM

Date	Starting Hr:min	<15	15 to <20	20 to <25	25 to <30	30 to <35	35 to <40	40 to <45	45 to <50	50 to <55	55 to <60	60 to <65	65 to <70	70 to <75	75 to <80	80 to <85	85 to <90	90 to <95	95 to <100	100 to >105	Total Counts	Avg Speed (MPH)	85pet Speed	10MPH Pace	% in pace	# of Speeders	% Speeders	
08/10/2025	00:00	0	0	0	0	0	0	0	0	0	0	0	0	0	0	0	0	0	0	0	0	0	0	*	*	*	*	
08/10/2025	01:00	0	0	2	0	0	2	0	0	0	0	0	0	0	0	0	0	0	0	0	0	4	29.5	37.5	15 to 25	50.0	2	50.0
08/10/2025	02:00	0	0	0	0	0	0	0	0	0	0	0	0	0	0	0	0	0	0	0	0	0	0	*	*	*	*	
08/10/2025	03:00	0	0	0	0	0	0	0	0	0	0	0	0	0	0	0	0	0	0	0	0	0	0	*	*	*	*	
08/10/2025	04:00	0	0	0	0	10	2	2	0	0	0	0	0	0	0	0	0	0	0	0	0	14	34.3	40	30 to 40	85.7	14	100.0
08/10/2025	05:00	2	0	2	10	14	0	0	0	0	0	0	0	0	0	0	0	0	0	0	0	28	28.2	33.6	25 to 35	85.7	14	50.0
08/10/2025	06:00	2	2	14	32	32	4	0	0	0	0	0	0	0	0	0	0	0	0	0	0	86	28.2	33.6	25 to 35	74.4	36	41.9
08/10/2025	07:00	2	0	18	36	24	6	0	0	0	0	0	0	0	0	0	0	0	0	0	0	86	28	33.5	25 to 35	69.8	30	34.9
08/10/2025	08:00	4	2	20	32	6	0	0	0	0	0	0	0	0	0	0	0	0	0	0	0	64	24.9	29.4	20 to 30	81.3	6	9.4
08/10/2025	09:00	2	2	16	36	18	0	0	0	0	0	0	0	0	0	0	0	0	0	0	0	74	26.6	31.9	25 to 35	73.0	18	24.3
08/10/2025	10:00	0	4	24	28	16	0	0	0	0	0	0	0	0	0	0	0	0	0	0	0	72	26.1	31.6	20 to 30	72.2	16	22.2
08/10/2025	11:00	2	0	18	20	24	6	0	0	0	0	0	0	0	0	0	0	0	0	0	0	70	28	34.2	25 to 35	62.9	30	42.9
08/10/2025	12:00	2	10	14	36	20	0	0	0	0	0	0	0	0	0	0	0	0	0	0	0	82	26.1	32	25 to 35	68.3	20	24.4
08/10/2025	13:00	0	4	12	26	22	4	0	0	0	0	0	0	0	0	0	0	0	0	0	0	68	28	33.6	25 to 35	70.6	26	38.2
08/10/2025	14:00	0	8	26	28	34	6	2	0	0	0	0	0	0	0	0	0	0	0	0	0	104	27.8	33.8	25 to 35	59.6	42	40.4
08/10/2025	15:00	2	6	22	50	40	4	0	0	0	0	0	0	0	0	0	0	0	0	0	0	124	27.7	33.1	25 to 35	72.6	44	35.5
08/10/2025	16:00	2	0	10	54	32	2	0	0	0	0	0	0	0	0	0	0	0	0	0	0	100	28.3	33	25 to 35	86.0	34	34.0
08/10/2025	17:00	0	6	14	48	16	2	0	0	0	0	0	0	0	0	0	0	0	0	0	0	86	26.9	31.6	25 to 35	74.4	18	20.9
08/10/2025	18:00	0	2	20	22	8	0	0	0	0	0	0	0	0	0	0	0	0	0	0	0	52	25.7	30	20 to 30	80.8	8	15.4
08/10/2025	19:00	0	2	0	14	10	0	0	0	0	0	0	0	0	0	0	0	0	0	0	0	26	28.3	33	25 to 35	92.3	10	38.5
08/10/2025	20:00	0	0	6	10	2	0	0	0	0	0	0	0	0	0	0	0	0	0	0	0	18	26	29.5	20 to 30	88.9	2	11.1
08/10/2025	21:00	0	0	2	8	8	4	0	0	0	0	0	0	0	0	0	0	0	0	0	0	22	30.4	36.2	25 to 35	72.7	12	54.5
08/10/2025	22:00	0	0	2	6	0	0	2	0	0	0	0	0	0	0	0	0	0	0	0	0	10	29.2	30	20 to 30	80.0	2	20.0
08/10/2025	23:00	0	0	0	2	2	0	0	0	0	0	0	0	0	0	0	0	0	0	0	0	4	29.5	32.5	25 to 35	100.0	2	50.0
24 Hr Summary		20	48	242	498	338	42	6	0	0	0	0	0	0	0	0	0	0	0	0	0	1194	27.4	33.1	25 to 35	70.0	386	32.3

Incoming Histogram

The Barley Mow - Winchfield

from Wed-Oct-01-2025-12-00-AM to Fri-Oct-31-2025-11-59-PM

Date	Starting Hr:min	<15	15 to <20	20 to <25	25 to <30	30 to <35	35 to <40	40 to <45	45 to <50	50 to <55	55 to <60	60 to <65	65 to <70	70 to <75	75 to <80	80 to <85	85 to <90	90 to <95	95 to <100	100 to >105	Total Counts	Avg Speed (MPH)	85pet Speed	10MPH Pace	% in pace	# of Speeders	% Speeders	
09/10/2025	00:00	0	0	0	0	0	0	0	0	0	0	0	0	0	0	0	0	0	0	0	0	0	0	*	*	*	*	
09/10/2025	01:00	0	0	0	0	2	0	0	0	0	0	0	0	0	0	0	0	0	0	0	0	2	32	35	25 to 35	100.0	2	100.0
09/10/2025	02:00	0	0	0	0	0	0	0	0	0	0	0	0	0	0	0	0	0	0	0	0	0	0	0	*	*	*	*
09/10/2025	03:00	0	0	0	0	0	0	0	0	0	0	0	0	0	0	0	0	0	0	0	0	0	0	0	*	*	*	*
09/10/2025	04:00	0	0	0	4	6	0	0	0	0	0	0	0	0	0	0	0	0	0	0	0	10	30	33.3	25 to 35	100.0	6	60.0
09/10/2025	05:00	0	2	0	14	10	0	0	0	0	0	0	0	0	0	0	0	0	0	0	0	26	28.2	33	25 to 35	92.3	10	38.5
09/10/2025	06:00	2	2	2	38	34	8	2	0	0	0	0	0	0	0	0	0	0	0	0	0	88	29.8	34.6	25 to 35	81.8	44	50.0
09/10/2025	07:00	0	8	6	32	40	8	0	0	0	0	0	0	0	0	0	0	0	0	0	0	94	29.1	34.2	25 to 35	76.6	48	51.1
09/10/2025	08:00	2	4	16	32	24	6	0	0	0	0	0	0	0	0	0	0	0	0	0	0	84	27.7	33.5	25 to 35	66.7	30	35.7
09/10/2025	09:00	2	14	24	26	10	0	0	0	0	0	0	0	0	0	0	0	0	0	0	0	76	24	29.8	20 to 30	65.8	10	13.2
09/10/2025	10:00	4	0	24	40	26	0	0	0	0	0	0	0	0	0	0	0	0	0	0	0	94	26.7	32.3	25 to 35	70.2	26	27.7
09/10/2025	11:00	6	8	26	30	12	0	0	0	0	0	0	0	0	0	0	0	0	0	0	0	82	24.2	30	20 to 30	68.3	12	14.6
09/10/2025	12:00	8	2	28	50	22	4	0	0	0	0	0	0	0	0	0	0	0	0	0	0	114	26.1	32	20 to 30	68.4	26	22.8
09/10/2025	13:00	2	10	32	48	24	6	0	0	0	0	0	0	0	0	0	0	0	0	0	0	122	26.4	32.5	20 to 30	65.6	30	24.6
09/10/2025	14:00	0	2	26	62	16	0	0	0	0	0	0	0	0	0	0	0	0	0	0	0	106	26.7	30	20 to 30	83.0	16	15.1
09/10/2025	15:00	6	6	32	56	18	2	0	0	0	0	0	0	0	0	0	0	0	0	0	0	120	25.7	30.6	20 to 30	73.3	20	16.7
09/10/2025	16:00	2	2	22	50	22	6	2	0	0	0	0	0	0	0	0	0	0	0	0	0	106	27.7	33.2	20 to 30	67.9	30	28.3
09/10/2025	17:00	2	8	16	50	10	6	0	0	0	0	0	0	0	0	0	0	0	0	0	0	92	26.3	31	20 to 30	71.7	16	17.4
09/10/2025	18:00	0	14	18	18	10	2	0	0	0	0	0	0	0	0	0	0	0	0	0	0	62	24.7	31.5	20 to 30	58.1	12	19.4
09/10/2025	19:00	0	0	6	14	6	4	0	0	0	0	0	0	0	0	0	0	0	0	0	0	30	28.4	35	20 to 30	66.7	10	33.3
09/10/2025	20:00	0	0	0	0	2	0	0	0	0	0	0	0	0	0	0	0	0	0	0	0	2	32	35	25 to 35	100.0	2	100.0
09/10/2025	21:00	0	2	8	18	2	2	0	0	0	0	0	0	0	0	0	0	0	0	0	0	32	26.3	29.7	20 to 30	81.3	4	12.5
09/10/2025	22:00	0	0	0	2	2	0	0	0	0	0	0	0	0	0	0	0	0	0	0	0	4	29.5	32.5	25 to 35	100.0	2	50.0
09/10/2025	23:00	0	0	0	0	0	0	0	0	0	0	0	0	0	0	0	0	0	0	0	0	0	0	0	*	*	*	*
24 Hr Summary		36	84	286	584	298	54	4	0	0	0	0	0	0	0	0	0	0	0	0	0	1346	26.7	32.6	25 to 35	65.5	356	26.4

Incoming Histogram

The Barley Mow - Winchfield

from Wed-Oct-01-2025-12-00-AM to Fri-Oct-31-2025-11-59-PM

Date	Starting Hr:min	<15	15 to <20	20 to <25	25 to <30	30 to <35	35 to <40	40 to <45	45 to <50	50 to <55	55 to <60	60 to <65	65 to <70	70 to <75	75 to <80	80 to <85	85 to <90	90 to <95	95 to <100	100 to >105	Total Counts	Avg Speed (MPH)	85pet Speed	10MPH Pace	% in pace	# of Speeders	% Speeders	
10/10/2025	00:00	0	0	0	2	0	0	0	0	0	0	0	0	0	0	0	0	0	0	0	0	2	27	30	20 to 30	100.0	*	*
10/10/2025	01:00	0	0	0	4	0	0	0	0	0	0	0	0	0	0	0	0	0	0	0	0	4	27	28.8	20 to 30	100.0	*	*
10/10/2025	02:00	0	0	0	0	0	0	0	0	0	0	0	0	0	0	0	0	0	0	0	0	0	0	0	*	*	*	*
10/10/2025	03:00	0	0	0	0	0	0	0	0	0	0	0	0	0	0	0	0	0	0	0	0	0	0	0	*	*	*	*
10/10/2025	04:00	0	0	0	0	8	0	0	0	0	0	0	0	0	0	0	0	0	0	0	0	8	32	34.4	25 to 35	100.0	8	100.0
10/10/2025	05:00	0	0	4	6	4	2	0	0	0	0	0	0	0	0	0	0	0	0	0	0	16	28.3	35	20 to 30	62.5	6	37.5
10/10/2025	06:00	0	8	8	38	22	4	0	0	0	0	0	0	0	0	0	0	0	0	0	0	80	27.7	33.2	25 to 35	75.0	26	32.5
10/10/2025	07:00	0	6	36	66	34	4	0	0	0	0	0	0	0	0	0	0	0	0	0	0	146	27.2	32.4	20 to 30	69.9	38	26.0
10/10/2025	08:00	8	0	32	24	18	0	0	0	0	0	0	0	0	0	0	0	0	0	0	0	82	24.9	31.7	20 to 30	68.3	18	22.0
10/10/2025	09:00	8	0	20	36	20	0	0	0	0	0	0	0	0	0	0	0	0	0	0	0	84	25.8	31.8	20 to 30	66.7	20	23.8
10/10/2025	10:00	6	4	26	46	16	2	0	0	0	0	0	0	0	0	0	0	0	0	0	0	100	25.7	30.9	20 to 30	72.0	18	18.0
10/10/2025	11:00	2	10	22	52	14	0	0	0	0	0	0	0	0	0	0	0	0	0	0	0	100	25.6	29.9	20 to 30	74.0	14	14.0
10/10/2025	12:00	6	2	12	42	14	2	0	0	0	0	0	0	0	0	0	0	0	0	0	0	78	26.3	31.4	25 to 35	71.8	16	20.5
10/10/2025	13:00	2	10	32	42	26	0	0	0	0	0	0	0	0	0	0	0	0	0	0	0	112	25.9	31.7	20 to 30	66.1	26	23.2
10/10/2025	14:00	16	10	26	52	28	0	0	0	0	0	0	0	0	0	0	0	0	0	0	0	132	24.9	31.4	25 to 35	60.6	28	21.2
10/10/2025	15:00	10	12	32	24	36	2	0	0	0	0	0	0	0	0	0	0	0	0	0	0	116	25.2	32.9	25 to 35	51.7	38	32.8
10/10/2025	16:00	2	0	16	80	22	4	0	0	0	0	0	0	0	0	0	0	0	0	0	0	124	27.6	31.6	25 to 35	82.3	26	21.0
10/10/2025	17:00	2	4	14	44	12	0	0	0	0	0	0	0	0	0	0	0	0	0	0	0	76	26.2	30.4	20 to 30	76.3	12	15.8
10/10/2025	18:00	0	8	6	22	6	0	0	0	0	0	0	0	0	0	0	0	0	0	0	0	42	25.4	30	20 to 30	66.7	6	14.3
10/10/2025	19:00	0	4	2	10	4	0	0	0	0	0	0	0	0	0	0	0	0	0	0	0	20	25.8	31.2	25 to 35	70.0	4	20.0
10/10/2025	20:00	0	0	2	0	4	2	0	0	0	0	0	0	0	0	0	0	0	0	0	0	8	30.8	37.5	30 to 40	75.0	6	75.0
10/10/2025	21:00	0	2	4	8	2	0	0	0	0	0	0	0	0	0	0	0	0	0	0	0	16	25.1	30	20 to 30	75.0	2	12.5
10/10/2025	22:00	0	2	0	2	2	0	0	0	0	0	0	0	0	0	0	0	0	0	0	0	6	25.3	32.5	25 to 35	66.7	2	33.3
10/10/2025	23:00	0	0	2	0	2	0	0	0	0	0	0	0	0	0	0	0	0	0	0	0	4	27	32.5	15 to 25	50.0	2	50.0
24 Hr Summary		62	82	296	600	294	22	0	0	0	0	0	0	0	0	0	0	0	0	0	0	1356	26.1	31.9	20 to 30	66.1	316	23.3

Incoming Histogram

The Barley Mow - Winchfield

from Wed-Oct-01-2025-12-00-AM to Fri-Oct-31-2025-11-59-PM

Date	Starting Hr:min	<15	15 to <20	20 to <25	25 to <30	30 to <35	35 to <40	40 to <45	45 to <50	50 to <55	55 to <60	60 to <65	65 to <70	70 to <75	75 to <80	80 to <85	85 to <90	90 to <95	95 to <100	100 to >105	Total Counts	Avg Speed (MPH)	85pet Speed	10MPH Pace	% in pace	# of Speeders	% Speeders	
11/10/2025	00:00	0	0	2	2	0	0	0	0	0	0	0	0	0	0	0	0	0	0	0	0	4	24.5	27.5	20 to 30	100.0	*	*
11/10/2025	01:00	0	0	0	0	0	0	0	0	0	0	0	0	0	0	0	0	0	0	0	0	0	0	0	*	*	*	*
11/10/2025	02:00	0	0	0	0	0	0	0	0	0	0	0	0	0	0	0	0	0	0	0	0	0	0	0	*	*	*	*
11/10/2025	03:00	0	0	0	0	0	0	0	0	0	0	0	0	0	0	0	0	0	0	0	0	0	0	0	*	*	*	*
11/10/2025	04:00	0	0	0	0	0	0	0	0	0	0	0	0	0	0	0	0	0	0	0	0	0	0	0	*	*	*	*
11/10/2025	05:00	0	0	0	4	6	0	0	0	0	0	0	0	0	0	0	0	0	0	0	0	10	30.2	33.3	25 to 35	100.0	6	60.0
11/10/2025	06:00	0	0	6	10	12	0	0	0	0	0	0	0	0	0	0	0	0	0	0	0	28	28.1	33.3	25 to 35	78.6	12	42.9
11/10/2025	07:00	6	2	16	22	4	0	0	0	0	0	0	0	0	0	0	0	0	0	0	0	50	23.8	29.1	20 to 30	76.0	4	8.0
11/10/2025	08:00	4	12	20	48	14	2	0	0	0	0	0	0	0	0	0	0	0	0	0	0	100	25.4	30.4	20 to 30	68.0	16	16.0
11/10/2025	09:00	10	14	26	44	16	0	0	0	0	0	0	0	0	0	0	0	0	0	0	0	110	24.3	30	20 to 30	63.6	16	14.5
11/10/2025	10:00	4	2	18	40	16	2	0	0	0	0	0	0	0	0	0	0	0	0	0	0	82	26.5	31.9	20 to 30	70.7	18	22.0
11/10/2025	11:00	2	8	12	44	18	4	0	0	0	0	0	0	0	0	0	0	0	0	0	0	88	26.8	32.5	25 to 35	70.5	22	25.0
11/10/2025	12:00	4	12	22	30	28	4	0	0	0	0	0	0	0	0	0	0	0	0	0	0	100	26.2	33	25 to 35	58.0	32	32.0
11/10/2025	13:00	0	10	18	44	20	4	0	0	0	0	0	0	0	0	0	0	0	0	0	0	96	26.8	32.5	25 to 35	66.7	24	25.0
11/10/2025	14:00	6	12	32	46	18	0	0	0	0	0	0	0	0	0	0	0	0	0	0	0	114	24.9	30.3	20 to 30	68.4	18	15.8
11/10/2025	15:00	6	0	28	40	18	0	0	0	0	0	0	0	0	0	0	0	0	0	0	0	92	25.8	31.1	20 to 30	73.9	18	19.6
11/10/2025	16:00	0	4	28	30	10	2	0	0	0	0	0	0	0	0	0	0	0	0	0	0	74	25.8	30.5	20 to 30	78.4	12	16.2
11/10/2025	17:00	0	6	24	16	4	4	0	0	0	0	0	0	0	0	0	0	0	0	0	0	54	24.9	30	20 to 30	74.1	8	14.8
11/10/2025	18:00	6	2	8	16	4	0	0	0	0	0	0	0	0	0	0	0	0	0	0	0	36	23.5	29.7	20 to 30	66.7	4	11.1
11/10/2025	19:00	2	0	0	4	0	2	0	0	0	0	0	0	0	0	0	0	0	0	0	0	8	25.8	37.5	20 to 30	50.0	2	25.0
11/10/2025	20:00	0	0	0	0	0	0	0	0	0	0	0	0	0	0	0	0	0	0	0	0	0	0	0	*	*	*	*
11/10/2025	21:00	0	0	4	16	2	2	0	0	0	0	0	0	0	0	0	0	0	0	0	0	24	27.6	30	20 to 30	83.3	4	16.7
11/10/2025	22:00	0	0	0	2	2	0	0	0	0	0	0	0	0	0	0	0	0	0	0	0	4	29.5	32.5	25 to 35	100.0	2	50.0
11/10/2025	23:00	0	2	0	2	0	0	0	0	0	0	0	0	0	0	0	0	0	0	0	0	4	22	27.5	10 to 20	50.0	*	*
24 Hr Summary		50	86	264	460	192	26	0	0	0	0	0	0	0	0	0	0	0	0	0	0	1078	25.7	31.5	20 to 30	67.2	218	20.2

Incoming Histogram

The Barley Mow - Winchfield

from Wed-Oct-01-2025-12-00-AM to Fri-Oct-31-2025-11-59-PM

Date	Starting Hr:min	<15	15 to <20	20 to <25	25 to <30	30 to <35	35 to <40	40 to <45	45 to <50	50 to <55	55 to <60	60 to <65	65 to <70	70 to <75	75 to <80	80 to <85	85 to <90	90 to <95	95 to <100	100 to >105	Total Counts	Avg Speed (MPH)	85pct Speed	10MPH Pace	% in pace	# of Speeders	% Speeders	
12/10/2025	00:00	0	0	0	2	4	0	0	0	0	0	0	0	0	0	0	0	0	0	0	0	6	30.3	33.8	25 to 35	100.0	4	66.7
12/10/2025	01:00	0	0	0	0	0	0	0	0	0	0	0	0	0	0	0	0	0	0	0	0	0	0	0	*	*	*	*
12/10/2025	02:00	0	0	0	0	0	0	0	0	0	0	0	0	0	0	0	0	0	0	0	0	0	0	0	*	*	*	*
12/10/2025	03:00	0	0	0	0	0	0	0	0	0	0	0	0	0	0	0	0	0	0	0	0	0	0	0	*	*	*	*
12/10/2025	04:00	0	0	0	0	0	0	0	0	0	0	0	0	0	0	0	0	0	0	0	0	0	0	0	*	*	*	*
12/10/2025	05:00	0	0	0	6	2	0	0	0	0	0	0	0	0	0	0	0	0	0	0	0	8	28.3	32.5	25 to 35	100.0	2	25.0
12/10/2025	06:00	0	0	14	6	4	0	0	0	0	0	0	0	0	0	0	0	0	0	0	0	24	24.9	30	20 to 30	83.3	4	16.7
12/10/2025	07:00	4	0	4	26	4	2	0	0	0	0	0	0	0	0	0	0	0	0	0	0	40	26.2	30	20 to 30	75.0	6	15.0
12/10/2025	08:00	6	8	14	18	6	2	0	0	0	0	0	0	0	0	0	0	0	0	0	0	54	23.7	30	20 to 30	59.3	8	14.8
12/10/2025	09:00	4	6	32	32	10	0	0	0	0	0	0	0	0	0	0	0	0	0	0	0	84	24.6	29.5	20 to 30	76.2	10	11.9
12/10/2025	10:00	2	2	18	18	18	0	0	0	0	0	0	0	0	0	0	0	0	0	0	0	58	26.3	32.5	20 to 30	62.1	18	31.0
12/10/2025	11:00	4	10	20	32	16	2	0	0	0	0	0	0	0	0	0	0	0	0	0	0	84	25.3	31.6	20 to 30	61.9	18	21.4
12/10/2025	12:00	0	4	30	32	28	4	0	0	0	0	0	0	0	0	0	0	0	0	0	0	98	27.2	33	20 to 30	63.3	32	32.7
12/10/2025	13:00	2	14	50	42	20	0	0	0	0	0	0	0	0	0	0	0	0	0	0	0	128	24.8	30.2	20 to 30	71.9	20	15.6
12/10/2025	14:00	0	16	42	34	20	0	0	0	0	0	0	0	0	0	0	0	0	0	0	0	112	24.9	30.8	20 to 30	67.9	20	17.9
12/10/2025	15:00	2	8	38	40	16	2	0	0	0	0	0	0	0	0	0	0	0	0	0	0	106	25.3	30.6	20 to 30	73.6	18	17.0
12/10/2025	16:00	0	14	30	14	16	0	0	0	0	0	0	0	0	0	0	0	0	0	0	0	74	24.4	31.6	15 to 25	59.5	16	21.6
12/10/2025	17:00	2	4	20	14	6	0	0	0	0	0	0	0	0	0	0	0	0	0	0	0	46	24.2	29.6	20 to 30	73.9	6	13.0
12/10/2025	18:00	0	0	2	6	4	0	0	0	0	0	0	0	0	0	0	0	0	0	0	0	12	27.8	32.5	25 to 35	83.3	4	33.3
12/10/2025	19:00	0	0	0	10	8	2	0	0	0	0	0	0	0	0	0	0	0	0	0	0	20	30.1	34.4	25 to 35	90.0	10	50.0
12/10/2025	20:00	0	0	0	4	4	2	0	0	0	0	0	0	0	0	0	0	0	0	0	0	10	31	35	25 to 35	80.0	6	60.0
12/10/2025	21:00	0	0	4	0	0	0	0	0	0	0	0	0	0	0	0	0	0	0	0	0	4	22	23.8	15 to 25	100.0	*	*
12/10/2025	22:00	0	2	0	0	2	0	0	0	0	0	0	0	0	0	0	0	0	0	0	0	4	24.5	32.5	10 to 20	50.0	2	50.0
12/10/2025	23:00	0	0	0	0	0	0	0	0	0	0	0	0	0	0	0	0	0	0	0	0	0	0	0	*	*	*	*
24 Hr Summary		26	88	318	336	188	16	0	0	0	0	0	0	0	0	0	0	0	0	0	0	972	25.4	31.5	20 to 30	67.3	204	21.0

Incoming Histogram

The Barley Mow - Winchfield

from Wed-Oct-01-2025-12-00-AM to Fri-Oct-31-2025-11-59-PM

Date	Starting Hr:min	<15	15 to <20	20 to <25	25 to <30	30 to <35	35 to <40	40 to <45	45 to <50	50 to <55	55 to <60	60 to <65	65 to <70	70 to <75	75 to <80	80 to <85	85 to <90	90 to <95	95 to <100	100 to >105	Total Counts	Avg Speed (MPH)	85pet Speed	10MPH Pace	% in pace	# of Speeders	% Speeders	
13/10/2025	00:00	0	0	0	0	0	2	0	0	0	0	0	0	0	0	0	0	0	0	0	0	2	37	40	30 to 40	100.0	2	100.0
13/10/2025	01:00	0	0	0	0	0	0	0	0	0	0	0	0	0	0	0	0	0	0	0	0	0	0	0	*	*	*	*
13/10/2025	02:00	0	0	0	0	0	0	0	0	0	0	0	0	0	0	0	0	0	0	0	0	0	0	0	*	*	*	*
13/10/2025	03:00	0	0	0	2	0	0	0	0	0	0	0	0	0	0	0	0	0	0	0	0	2	27	30	20 to 30	100.0	*	*
13/10/2025	04:00	0	0	0	0	6	2	0	0	0	0	0	0	0	0	0	0	0	0	0	0	8	33.5	37.5	30 to 40	100.0	8	100.0
13/10/2025	05:00	0	2	0	12	10	0	0	0	0	0	0	0	0	0	0	0	0	0	0	0	24	28.3	33	25 to 35	91.7	10	41.7
13/10/2025	06:00	0	2	8	56	24	2	0	0	0	0	0	0	0	0	0	0	0	0	0	0	92	28.1	32.5	25 to 35	87.0	26	28.3
13/10/2025	07:00	0	4	42	80	20	4	0	0	0	0	0	0	0	0	0	0	0	0	0	0	150	26.6	30.5	20 to 30	81.3	24	16.0
13/10/2025	08:00	0	2	12	36	10	0	0	0	0	0	0	0	0	0	0	0	0	0	0	0	60	26.8	30.5	20 to 30	80.0	10	16.7
13/10/2025	09:00	6	4	20	24	10	0	0	0	0	0	0	0	0	0	0	0	0	0	0	0	64	24.3	30	20 to 30	68.8	10	15.6
13/10/2025	10:00	0	0	10	42	10	2	0	0	0	0	0	0	0	0	0	0	0	0	0	0	64	27.7	31	20 to 30	81.3	12	18.8
13/10/2025	11:00	4	4	18	44	10	0	0	0	0	0	0	0	0	0	0	0	0	0	0	0	80	25.4	29.8	20 to 30	77.5	10	12.5
13/10/2025	12:00	4	2	20	38	14	0	2	0	0	0	0	0	0	0	0	0	0	0	0	0	80	26.3	31.4	20 to 30	72.5	16	20.0
13/10/2025	13:00	2	4	24	30	18	6	0	0	0	0	0	0	0	0	0	0	0	0	0	0	84	26.7	33.1	20 to 30	64.3	24	28.6
13/10/2025	14:00	0	4	28	74	32	2	0	0	0	0	0	0	0	0	0	0	0	0	0	0	140	27.4	32	25 to 35	75.7	34	24.3
13/10/2025	15:00	0	4	24	68	18	2	0	0	0	0	0	0	0	0	0	0	0	0	0	0	116	26.9	30.8	20 to 30	79.3	20	17.2
13/10/2025	16:00	2	0	22	36	8	2	0	0	0	0	0	0	0	0	0	0	0	0	0	0	70	26.1	30	20 to 30	82.9	10	14.3
13/10/2025	17:00	0	2	8	54	12	0	0	0	0	0	0	0	0	0	0	0	0	0	0	0	76	27.3	30.4	25 to 35	86.8	12	15.8
13/10/2025	18:00	0	0	12	30	16	2	0	0	0	0	0	0	0	0	0	0	0	0	0	0	60	27.9	32.8	25 to 35	76.7	18	30.0
13/10/2025	19:00	0	4	4	6	0	8	0	0	0	0	0	0	0	0	0	0	0	0	0	0	22	28	38.1	20 to 30	45.5	8	36.4
13/10/2025	20:00	0	2	0	4	2	0	4	0	0	0	0	0	0	0	0	0	0	0	0	0	12	31.3	42.5	25 to 35	50.0	6	50.0
13/10/2025	21:00	0	2	6	0	4	2	0	0	0	0	0	0	0	0	0	0	0	0	0	0	14	26.4	35	15 to 25	57.1	6	42.9
13/10/2025	22:00	0	0	0	4	2	0	0	0	0	0	0	0	0	0	0	0	0	0	0	0	6	28.7	32.5	25 to 35	100.0	2	33.3
13/10/2025	23:00	0	0	0	0	0	0	0	0	0	0	0	0	0	0	0	0	0	0	0	0	0	0	0	*	*	*	*
24 Hr Summary		18	42	258	640	226	36	6	0	0	0	0	0	0	0	0	0	0	0	0	0	1226	26.9	31.9	20 to 30	73.2	268	21.9

Incoming Histogram

The Barley Mow - Winchfield

from Wed-Oct-01-2025-12-00-AM to Fri-Oct-31-2025-11-59-PM

Date	Starting Hr:min	<15	15 to <20	20 to <25	25 to <30	30 to <35	35 to <40	40 to <45	45 to <50	50 to <55	55 to <60	60 to <65	65 to <70	70 to <75	75 to <80	80 to <85	85 to <90	90 to <95	95 to <100	100 to >105	Total Counts	Avg Speed (MPH)	85pet Speed	10MPH Pace	% in pace	# of Speeders	% Speeders	
14/10/2025	00:00	0	0	0	0	0	0	0	0	0	0	0	0	0	0	0	0	0	0	0	0	0	0	*	*	*	*	
14/10/2025	01:00	0	0	0	0	0	0	0	0	0	0	0	0	0	0	0	0	0	0	0	0	0	0	*	*	*	*	
14/10/2025	02:00	0	0	0	0	0	0	0	0	0	0	0	0	0	0	0	0	0	0	0	0	0	0	*	*	*	*	
14/10/2025	03:00	0	0	0	2	0	0	0	0	0	0	0	0	0	0	0	0	0	0	0	0	2	27	30	20 to 30	100.0	*	*
14/10/2025	04:00	0	0	0	0	10	0	0	0	0	0	0	0	0	0	0	0	0	0	0	0	10	32.2	34	25 to 35	100.0	10	100.0
14/10/2025	05:00	0	2	2	20	14	0	0	0	0	0	0	0	0	0	0	0	0	0	0	0	38	28.2	32.9	25 to 35	89.5	14	36.8
14/10/2025	06:00	0	4	6	50	34	2	0	0	0	0	0	0	0	0	0	0	0	0	0	0	96	28.6	33.2	25 to 35	87.5	36	37.5
14/10/2025	07:00	2	4	26	74	40	6	0	0	0	0	0	0	0	0	0	0	0	0	0	0	152	27.7	32.9	25 to 35	75.0	46	30.3
14/10/2025	08:00	0	8	14	32	22	4	0	0	0	0	0	0	0	0	0	0	0	0	0	0	80	27.4	33.2	25 to 35	67.5	26	32.5
14/10/2025	09:00	2	2	18	50	20	0	0	0	0	0	0	0	0	0	0	0	0	0	0	0	92	26.8	31.5	25 to 35	76.1	20	21.7
14/10/2025	10:00	2	2	16	36	12	0	0	0	0	0	0	0	0	0	0	0	0	0	0	0	68	26.2	30.8	20 to 30	76.5	12	17.6
14/10/2025	11:00	4	8	32	44	18	2	0	0	0	0	0	0	0	0	0	0	0	0	0	0	108	25.5	31.1	20 to 30	70.4	20	18.5
14/10/2025	12:00	4	6	30	46	18	0	0	0	0	0	0	0	0	0	0	0	0	0	0	0	104	25.5	30.6	20 to 30	73.1	18	17.3
14/10/2025	13:00	0	2	26	40	10	4	0	0	0	0	0	0	0	0	0	0	0	0	0	0	82	26.5	31	20 to 30	80.5	14	17.1
14/10/2025	14:00	0	4	36	52	28	2	0	0	0	0	0	0	0	0	0	0	0	0	0	0	122	26.9	32.1	20 to 30	72.1	30	24.6
14/10/2025	15:00	0	0	18	48	20	4	0	0	0	0	0	0	0	0	0	0	0	0	0	0	90	27.9	32.5	25 to 35	75.6	24	26.7
14/10/2025	16:00	4	4	16	62	16	0	0	0	0	0	0	0	0	0	0	0	0	0	0	0	102	26.3	30.3	20 to 30	76.5	16	15.7
14/10/2025	17:00	0	2	12	42	22	0	0	0	0	0	0	0	0	0	0	0	0	0	0	0	78	27.7	32.3	25 to 35	82.1	22	28.2
14/10/2025	18:00	0	8	6	20	10	0	4	0	0	0	0	0	0	0	0	0	0	0	0	0	48	27.2	33.5	25 to 35	62.5	14	29.2
14/10/2025	19:00	0	2	4	8	0	2	0	0	0	0	0	0	0	0	0	0	0	0	0	0	16	25.9	30	20 to 30	75.0	2	12.5
14/10/2025	20:00	0	2	2	14	4	2	0	0	0	0	0	0	0	0	0	0	0	0	0	0	24	27.6	32.5	25 to 35	75.0	6	25.0
14/10/2025	21:00	4	0	0	4	4	0	0	0	0	0	0	0	0	0	0	0	0	0	0	0	12	23	32.5	25 to 35	66.7	4	33.3
14/10/2025	22:00	0	0	0	0	0	0	0	0	0	0	0	0	0	0	0	0	0	0	0	0	0	0	*	*	*	*	
14/10/2025	23:00	0	2	0	0	0	2	0	0	0	0	0	0	0	0	0	0	0	0	0	0	4	27	37.5	10 to 20	50.0	2	50.0
24 Hr Summary		22	62	264	644	302	30	4	0	0	0	0	0	0	0	0	0	0	0	0	0	1328	27	32.3	25 to 35	71.2	336	25.3

Incoming Histogram

The Barley Mow - Winchfield

from Wed-Oct-01-2025-12-00-AM to Fri-Oct-31-2025-11-59-PM

Date	Starting Hr:min	<15	15 to <20	20 to <25	25 to <30	30 to <35	35 to <40	40 to <45	45 to <50	50 to <55	55 to <60	60 to <65	65 to <70	70 to <75	75 to <80	80 to <85	85 to <90	90 to <95	95 to <100	100 to >105	Total Counts	Avg Speed (MPH)	85pet Speed	10MPH Pace	% in pace	# of Speeders	% Speeders	
15/10/2025	00:00	0	0	0	0	0	0	0	0	0	0	0	0	0	0	0	0	0	0	0	0	0	0	*	*	*	*	
15/10/2025	01:00	0	0	0	0	0	0	0	0	0	0	0	0	0	0	0	0	0	0	0	0	0	0	*	*	*	*	
15/10/2025	02:00	0	0	0	0	0	0	0	0	0	0	0	0	0	0	0	0	0	0	0	0	0	0	*	*	*	*	
15/10/2025	03:00	0	0	0	0	0	0	0	0	0	0	0	0	0	0	0	0	0	0	0	0	0	0	*	*	*	*	
15/10/2025	04:00	0	0	2	2	6	0	0	0	0	0	0	0	0	0	0	0	0	0	0	0	10	29	33.3	25 to 35	80.0	6	60.0
15/10/2025	05:00	4	4	0	16	14	6	0	0	0	0	0	0	0	0	0	0	0	0	0	0	44	27.8	34.6	25 to 35	68.2	20	45.5
15/10/2025	06:00	0	0	14	60	16	0	0	0	0	0	0	0	0	0	0	0	0	0	0	0	90	27.5	30.6	25 to 35	84.4	16	17.8
15/10/2025	07:00	4	4	30	80	34	2	0	0	0	0	0	0	0	0	0	0	0	0	0	0	154	27	31.9	25 to 35	74.0	36	23.4
15/10/2025	08:00	10	0	16	36	18	0	0	0	0	0	0	0	0	0	0	0	0	0	0	0	80	25.5	31.7	25 to 35	67.5	18	22.5
15/10/2025	09:00	6	4	18	38	12	2	0	0	0	0	0	0	0	0	0	0	0	0	0	0	80	25.4	30.8	20 to 30	70.0	14	17.5
15/10/2025	10:00	8	2	18	38	20	0	0	0	0	0	0	0	0	0	0	0	0	0	0	0	86	25.7	31.8	25 to 35	67.4	20	23.3
15/10/2025	11:00	2	8	26	30	8	0	0	0	0	0	0	0	0	0	0	0	0	0	0	0	74	24.6	29.5	20 to 30	75.7	8	10.8
15/10/2025	12:00	0	6	18	48	28	0	0	0	0	0	0	0	0	0	0	0	0	0	0	0	100	27.1	32.3	25 to 35	76.0	28	28.0
15/10/2025	13:00	0	10	46	54	14	2	0	0	0	0	0	0	0	0	0	0	0	0	0	0	126	25.4	29.7	20 to 30	79.4	16	12.7
15/10/2025	14:00	0	8	32	50	20	2	0	0	0	0	0	0	0	0	0	0	0	0	0	0	112	26.3	31.2	20 to 30	73.2	22	19.6
15/10/2025	15:00	4	6	24	52	24	2	0	0	0	0	0	0	0	0	0	0	0	0	0	0	112	26.4	31.9	20 to 30	67.9	26	23.2
15/10/2025	16:00	0	0	8	46	34	2	0	0	0	0	0	0	0	0	0	0	0	0	0	0	90	29	33.2	25 to 35	88.9	36	40.0
15/10/2025	17:00	0	2	18	30	18	0	0	0	0	0	0	0	0	0	0	0	0	0	0	0	68	27	32.2	20 to 30	70.6	18	26.5
15/10/2025	18:00	0	0	4	10	8	2	0	0	0	0	0	0	0	0	0	0	0	0	0	0	24	28.8	33.8	25 to 35	75.0	10	41.7
15/10/2025	19:00	0	0	0	14	4	0	0	0	0	0	0	0	0	0	0	0	0	0	0	0	18	28.3	31.2	25 to 35	100.0	4	22.2
15/10/2025	20:00	0	0	0	6	4	2	0	0	0	0	0	0	0	0	0	0	0	0	0	0	12	30.5	35	25 to 35	83.3	6	50.0
15/10/2025	21:00	0	0	10	4	6	0	0	0	0	0	0	0	0	0	0	0	0	0	0	0	20	26.2	32.5	20 to 30	70.0	6	30.0
15/10/2025	22:00	0	0	0	4	0	0	0	0	0	0	0	0	0	0	0	0	0	0	0	0	4	27	28.8	20 to 30	100.0	*	*
15/10/2025	23:00	0	0	0	0	2	0	0	0	0	0	0	0	0	0	0	0	0	0	0	0	2	32	35	25 to 35	100.0	2	100.0
24 Hr Summary		38	54	284	618	290	22	0	0	0	0	0	0	0	0	0	0	0	0	0	0	1306	26.6	32	25 to 35	69.5	312	23.9

Incoming Histogram

The Barley Mow - Winchfield

from Wed-Oct-01-2025-12-00-AM to Fri-Oct-31-2025-11-59-PM

Date	Starting Hr:min	<15	15 to <20	20 to <25	25 to <30	30 to <35	35 to <40	40 to <45	45 to <50	50 to <55	55 to <60	60 to <65	65 to <70	70 to <75	75 to <80	80 to <85	85 to <90	90 to <95	95 to <100	100 to >105	Total Counts	Avg Speed (MPH)	85pet Speed	10MPH Pace	% in pace	# of Speeders	% Speeders	
16/10/2025	00:00	0	2	0	0	0	0	0	0	0	0	0	0	0	0	0	0	0	0	0	0	2	17	20	10 to 20	100.0	*	*
16/10/2025	01:00	0	0	0	0	2	0	0	0	0	0	0	0	0	0	0	0	0	0	0	0	2	32	35	25 to 35	100.0	2	100.0
16/10/2025	02:00	0	2	0	0	0	0	0	0	0	0	0	0	0	0	0	0	0	0	0	0	2	17	20	10 to 20	100.0	*	*
16/10/2025	03:00	0	0	0	0	0	0	0	0	0	0	0	0	0	0	0	0	0	0	0	0	0	0	0	*	*	*	*
16/10/2025	04:00	0	0	0	0	10	2	2	0	0	0	0	0	0	0	0	0	0	0	0	0	14	34.3	40	30 to 40	85.7	14	100.0
16/10/2025	05:00	4	2	0	12	6	4	0	0	0	0	0	0	0	0	0	0	0	0	0	0	28	26.8	35	25 to 35	64.3	10	35.7
16/10/2025	06:00	4	2	14	42	32	2	0	0	0	0	0	0	0	0	0	0	0	0	0	0	96	27.5	33.1	25 to 35	77.1	34	35.4
16/10/2025	07:00	4	8	18	66	14	6	2	0	0	0	0	0	0	0	0	0	0	0	0	0	118	26.7	31.4	20 to 30	71.2	22	18.6
16/10/2025	08:00	2	4	22	40	16	4	2	0	0	0	0	0	0	0	0	0	0	0	0	0	90	27	32.5	20 to 30	68.9	22	24.4
16/10/2025	09:00	4	0	18	26	10	2	0	0	0	0	0	0	0	0	0	0	0	0	0	0	60	25.7	31.5	20 to 30	73.3	12	20.0
16/10/2025	10:00	0	4	18	22	22	8	0	0	0	0	0	0	0	0	0	0	0	0	0	0	74	28.1	34.3	25 to 35	59.5	30	40.5
16/10/2025	11:00	0	8	18	40	16	2	0	0	0	0	0	0	0	0	0	0	0	0	0	0	84	26.5	31.6	20 to 30	69.0	18	21.4
16/10/2025	12:00	4	4	26	40	24	2	0	0	0	0	0	0	0	0	0	0	0	0	0	0	100	26.4	32.3	20 to 30	66.0	26	26.0
16/10/2025	13:00	8	2	22	38	16	2	0	0	0	0	0	0	0	0	0	0	0	0	0	0	88	25.6	31.6	20 to 30	68.2	18	20.5
16/10/2025	14:00	4	12	16	44	18	2	0	0	0	0	0	0	0	0	0	0	0	0	0	0	96	25.7	31.7	25 to 35	64.6	20	20.8
16/10/2025	15:00	0	2	26	54	28	4	0	0	0	0	0	0	0	0	0	0	0	0	0	0	114	27.6	32.7	25 to 35	71.9	32	28.1
16/10/2025	16:00	0	4	10	52	14	6	0	0	0	0	0	0	0	0	0	0	0	0	0	0	86	27.7	32.5	25 to 35	76.7	20	23.3
16/10/2025	17:00	0	2	16	38	8	2	0	0	0	0	0	0	0	0	0	0	0	0	0	0	66	26.6	30	20 to 30	81.8	10	15.2
16/10/2025	18:00	0	2	4	12	8	4	0	0	0	0	0	0	0	0	0	0	0	0	0	0	30	28.5	35	25 to 35	66.7	12	40.0
16/10/2025	19:00	0	0	2	14	6	0	0	0	0	0	0	0	0	0	0	0	0	0	0	0	22	28	32.5	25 to 35	90.9	6	27.3
16/10/2025	20:00	2	4	12	16	2	0	0	0	0	0	0	0	0	0	0	0	0	0	0	0	36	23.9	29.1	20 to 30	77.8	2	5.6
16/10/2025	21:00	0	0	6	8	0	2	0	0	0	0	0	0	0	0	0	0	0	0	0	0	16	26.5	30	20 to 30	87.5	2	12.5
16/10/2025	22:00	0	0	2	2	0	2	0	0	0	0	0	0	0	0	0	0	0	0	0	0	6	28.7	37.5	20 to 30	66.7	2	33.3
16/10/2025	23:00	0	0	2	2	0	0	0	0	0	0	0	0	0	0	0	0	0	0	0	0	4	24.5	27.5	20 to 30	100.0	*	*
24 Hr Summary		36	64	252	568	252	56	6	0	0	0	0	0	0	0	0	0	0	0	0	0	1234	26.8	32.6	20 to 30	66.5	314	25.4

Incoming Histogram

The Barley Mow - Winchfield

from Wed-Oct-01-2025-12-00-AM to Fri-Oct-31-2025-11-59-PM

Date	Starting Hr:min	<15	15 to <20	20 to <25	25 to <30	30 to <35	35 to <40	40 to <45	45 to <50	50 to <55	55 to <60	60 to <65	65 to <70	70 to <75	75 to <80	80 to <85	85 to <90	90 to <95	95 to <100	100 to >105	Total Counts	Avg Speed (MPH)	85pet Speed	10MPH Pace	% in pace	# of Speeders	% Speeders
17/10/2025	00:00	0	0	0	0	0	0	0	0	0	0	0	0	0	0	0	0	0	0	0	0	0	0	*	*	*	*
17/10/2025	01:00	0	0	0	0	0	0	0	0	0	0	0	0	0	0	0	0	0	0	0	0	0	0	*	*	*	*
17/10/2025	02:00	0	0	0	0	0	0	0	0	0	0	0	0	0	0	0	0	0	0	0	0	0	0	*	*	*	*
17/10/2025	03:00	0	0	0	0	0	0	2	0	0	0	0	0	0	0	0	0	0	0	0	2	42	45	35 to 45	100.0	2	100.0
17/10/2025	04:00	0	0	0	0	2	2	0	0	0	0	0	0	0	0	0	0	0	0	0	4	34.5	37.5	30 to 40	100.0	4	100.0
17/10/2025	05:00	2	0	4	8	2	0	2	0	0	0	0	0	0	0	0	0	0	0	0	18	26.6	32.5	20 to 30	66.7	4	22.2
17/10/2025	06:00	0	8	8	30	22	4	0	0	0	0	0	0	0	0	0	0	0	0	0	72	27.6	33.4	25 to 35	72.2	26	36.1
17/10/2025	07:00	0	2	8	74	26	2	0	0	0	0	0	0	0	0	0	0	0	0	0	112	28.2	32.1	25 to 35	89.3	28	25.0
17/10/2025	08:00	16	0	14	48	12	0	0	0	0	0	0	0	0	0	0	0	0	0	0	90	24.4	29.8	20 to 30	68.9	12	13.3
17/10/2025	09:00	0	8	8	40	22	4	0	0	0	0	0	0	0	0	0	0	0	0	0	82	27.7	33.2	25 to 35	75.6	26	31.7
17/10/2025	10:00	2	2	18	24	16	2	0	0	0	0	0	0	0	0	0	0	0	0	0	64	26.7	32.5	20 to 30	65.6	18	28.1
17/10/2025	11:00	0	12	10	34	14	0	0	0	0	0	0	0	0	0	0	0	0	0	0	70	25.8	31.4	25 to 35	68.6	14	20.0
17/10/2025	12:00	0	0	16	40	14	0	0	0	0	0	0	0	0	0	0	0	0	0	0	70	27.1	31.4	20 to 30	80.0	14	20.0
17/10/2025	13:00	0	4	28	32	22	2	0	0	0	0	0	0	0	0	0	0	0	0	0	88	26.7	32.5	20 to 30	68.2	24	27.3
17/10/2025	14:00	0	8	26	46	38	0	0	0	0	0	0	0	0	0	0	0	0	0	0	118	27.2	32.6	25 to 35	71.2	38	32.2
17/10/2025	15:00	6	4	14	52	22	2	0	0	0	0	0	0	0	0	0	0	0	0	0	100	26.5	32	25 to 35	74.0	24	24.0
17/10/2025	16:00	0	2	14	40	36	2	0	0	0	0	0	0	0	0	0	0	0	0	0	94	28.5	33.3	25 to 35	80.9	38	40.4
17/10/2025	17:00	2	6	22	40	8	0	0	0	0	0	0	0	0	0	0	0	0	0	0	78	25.3	29.5	20 to 30	79.5	8	10.3
17/10/2025	18:00	2	4	8	12	6	0	0	0	0	0	0	0	0	0	0	0	0	0	0	32	24.6	30.8	20 to 30	62.5	6	18.8
17/10/2025	19:00	0	2	6	4	10	2	2	0	0	0	0	0	0	0	0	0	0	0	0	26	29.1	35	25 to 35	53.8	14	53.8
17/10/2025	20:00	0	0	6	6	6	0	0	0	0	0	0	0	0	0	0	0	0	0	0	18	27.1	32.5	20 to 30	66.7	6	33.3
17/10/2025	21:00	0	2	2	6	4	0	0	0	0	0	0	0	0	0	0	0	0	0	0	14	26.3	32.5	25 to 35	71.4	4	28.6
17/10/2025	22:00	0	0	2	8	2	0	0	0	0	0	0	0	0	0	0	0	0	0	0	12	27	30	20 to 30	83.3	2	16.7
17/10/2025	23:00	0	0	2	6	2	0	0	0	0	0	0	0	0	0	0	0	0	0	0	10	27	30	20 to 30	80.0	2	20.0
24 Hr Summary		30	64	216	550	286	22	6	0	0	0	0	0	0	0	0	0	0	0	0	1174	26.9	32.4	25 to 35	71.2	314	26.7

Incoming Histogram

The Barley Mow - Winchfield

from Wed-Oct-01-2025-12-00-AM to Fri-Oct-31-2025-11-59-PM

Date	Starting Hr:min	<15	15 to <20	20 to <25	25 to <30	30 to <35	35 to <40	40 to <45	45 to <50	50 to <55	55 to <60	60 to <65	65 to <70	70 to <75	75 to <80	80 to <85	85 to <90	90 to <95	95 to <100	100 to >105	Total Counts	Avg Speed (MPH)	85pet Speed	10MPH Pace	% in pace	# of Speeders	% Speeders	
18/10/2025	00:00	0	0	0	0	0	2	0	0	0	0	0	0	0	0	0	0	0	0	0	0	2	37	40	30 to 40	100.0	2	100.0
18/10/2025	01:00	0	0	0	0	0	0	0	0	0	0	0	0	0	0	0	0	0	0	0	0	0	0	0	*	*	*	*
18/10/2025	02:00	0	0	0	0	0	0	0	0	0	0	0	0	0	0	0	0	0	0	0	0	0	0	0	*	*	*	*
18/10/2025	03:00	0	0	0	0	0	0	0	0	0	0	0	0	0	0	0	0	0	0	0	0	0	0	0	*	*	*	*
18/10/2025	04:00	0	0	0	0	0	0	0	0	0	0	0	0	0	0	0	0	0	0	0	0	0	0	0	*	*	*	*
18/10/2025	05:00	0	0	0	2	4	0	2	0	0	0	0	0	0	0	0	0	0	0	0	0	8	33.3	42.5	25 to 35	75.0	6	75.0
18/10/2025	06:00	0	6	6	10	4	0	0	0	0	0	0	0	0	0	0	0	0	0	0	0	26	24.3	30	20 to 30	61.5	4	15.4
18/10/2025	07:00	0	6	12	20	10	2	0	0	0	0	0	0	0	0	0	0	0	0	0	0	50	26.3	32	20 to 30	64.0	12	24.0
18/10/2025	08:00	2	4	20	16	10	2	0	0	0	0	0	0	0	0	0	0	0	0	0	0	54	25.3	32	20 to 30	66.7	12	22.2
18/10/2025	09:00	0	4	18	30	12	0	0	0	0	0	0	0	0	0	0	0	0	0	0	0	64	26.1	30.8	20 to 30	75.0	12	18.8
18/10/2025	10:00	2	10	24	38	12	0	0	0	0	0	0	0	0	0	0	0	0	0	0	0	86	25.1	29.9	20 to 30	72.1	12	14.0
18/10/2025	11:00	2	8	30	46	20	2	0	0	0	0	0	0	0	0	0	0	0	0	0	0	108	26	31.5	20 to 30	70.4	22	20.4
18/10/2025	12:00	4	4	16	24	20	4	0	0	0	0	0	0	0	0	0	0	0	0	0	0	72	26.7	33.2	25 to 35	61.1	24	33.3
18/10/2025	13:00	0	8	22	34	4	2	0	0	0	0	0	0	0	0	0	0	0	0	0	0	70	25.1	29.4	20 to 30	80.0	6	8.6
18/10/2025	14:00	6	6	26	40	10	0	0	0	0	0	0	0	0	0	0	0	0	0	0	0	88	24.6	29.6	20 to 30	75.0	10	11.4
18/10/2025	15:00	0	0	10	32	30	0	0	0	0	0	0	0	0	0	0	0	0	0	0	0	72	28.7	33.2	25 to 35	86.1	30	41.7
18/10/2025	16:00	0	6	16	12	8	0	0	0	0	0	0	0	0	0	0	0	0	0	0	0	42	24.8	31.2	20 to 30	66.7	8	19.0
18/10/2025	17:00	0	4	8	14	4	0	0	0	0	0	0	0	0	0	0	0	0	0	0	0	30	25.1	30	20 to 30	73.3	4	13.3
18/10/2025	18:00	0	4	0	14	6	2	0	0	0	0	0	0	0	0	0	0	0	0	0	0	26	27.5	33.3	25 to 35	76.9	8	30.8
18/10/2025	19:00	0	0	0	8	4	6	0	0	0	0	0	0	0	0	0	0	0	0	0	0	18	31.7	37.5	25 to 35	66.7	10	55.6
18/10/2025	20:00	0	0	2	6	0	0	0	0	0	0	0	0	0	0	0	0	0	0	0	0	8	26	29.2	20 to 30	100.0	*	*
18/10/2025	21:00	2	4	16	10	8	0	0	0	0	0	0	0	0	0	0	0	0	0	0	0	40	24.5	31.2	20 to 30	65.0	8	20.0
18/10/2025	22:00	0	0	4	4	6	0	0	0	0	0	0	0	0	0	0	0	0	0	0	0	14	27.7	33.3	25 to 35	71.4	6	42.9
18/10/2025	23:00	0	0	2	6	4	0	0	0	0	0	0	0	0	0	0	0	0	0	0	0	12	27.8	32.5	25 to 35	83.3	4	33.3
24 Hr Summary		18	74	232	366	176	22	2	0	0	0	0	0	0	0	0	0	0	0	0	0	890	26.1	31.9	20 to 30	67.2	200	22.5

Incoming Histogram

The Barley Mow - Winchfield

from Wed-Oct-01-2025-12-00-AM to Fri-Oct-31-2025-11-59-PM

Date	Starting Hr:min	<15	15 to <20	20 to <25	25 to <30	30 to <35	35 to <40	40 to <45	45 to <50	50 to <55	55 to <60	60 to <65	65 to <70	70 to <75	75 to <80	80 to <85	85 to <90	90 to <95	95 to <100	100 to >105	Total Counts	Avg Speed (MPH)	85pct Speed	10MPH Pace	% in pace	# of Speeders	% Speeders	
19/10/2025	00:00	0	0	2	2	0	0	0	0	0	0	0	0	0	0	0	0	0	0	0	0	4	24.5	27.5	20 to 30	100.0	*	*
19/10/2025	01:00	0	0	0	0	2	0	0	0	0	0	0	0	0	0	0	0	0	0	0	0	2	32	35	25 to 35	100.0	2	100.0
19/10/2025	02:00	0	0	0	0	2	0	0	0	0	0	0	0	0	0	0	0	0	0	0	0	2	32	35	25 to 35	100.0	2	100.0
19/10/2025	03:00	0	0	0	0	0	0	0	0	0	0	0	0	0	0	0	0	0	0	0	0	0	0	0	*	*	*	*
19/10/2025	04:00	0	0	0	0	0	0	0	0	0	0	0	0	0	0	0	0	0	0	0	0	0	0	0	*	*	*	*
19/10/2025	05:00	0	0	0	2	2	0	0	0	0	0	0	0	0	0	0	0	0	0	0	0	4	29.5	32.5	25 to 35	100.0	2	50.0
19/10/2025	06:00	2	2	0	4	2	0	0	0	0	0	0	0	0	0	0	0	0	0	0	0	10	23	30	25 to 35	60.0	2	20.0
19/10/2025	07:00	0	4	4	32	4	0	0	0	0	0	0	0	0	0	0	0	0	0	0	0	44	26.5	29.5	20 to 30	81.8	4	9.1
19/10/2025	08:00	2	2	8	14	4	0	0	0	0	0	0	0	0	0	0	0	0	0	0	0	30	24.8	30	20 to 30	73.3	4	13.3
19/10/2025	09:00	6	2	22	18	12	0	0	0	0	0	0	0	0	0	0	0	0	0	0	0	60	24.5	31.2	20 to 30	66.7	12	20.0
19/10/2025	10:00	2	4	18	30	14	0	0	0	0	0	0	0	0	0	0	0	0	0	0	0	68	25.9	31.4	20 to 30	70.6	14	20.6
19/10/2025	11:00	0	4	28	36	8	0	0	0	0	0	0	0	0	0	0	0	0	0	0	0	76	25.4	29.6	20 to 30	84.2	8	10.5
19/10/2025	12:00	0	4	6	38	16	0	0	0	0	0	0	0	0	0	0	0	0	0	0	0	64	27.5	31.9	25 to 35	84.4	16	25.0
19/10/2025	13:00	2	4	20	26	20	0	0	0	0	0	0	0	0	0	0	0	0	0	0	0	72	26.3	32.2	20 to 30	63.9	20	27.8
19/10/2025	14:00	0	0	18	24	14	0	0	0	0	0	0	0	0	0	0	0	0	0	0	0	56	26.9	32.1	20 to 30	75.0	14	25.0
19/10/2025	15:00	2	4	14	22	12	0	0	0	0	0	0	0	0	0	0	0	0	0	0	0	54	25.7	31.7	20 to 30	66.7	12	22.2
19/10/2025	16:00	0	2	12	16	2	0	0	0	0	0	0	0	0	0	0	0	0	0	0	0	32	25	29.1	20 to 30	87.5	2	6.3
19/10/2025	17:00	0	0	12	6	2	0	0	0	0	0	0	0	0	0	0	0	0	0	0	0	20	24.8	29.2	20 to 30	90.0	2	10.0
19/10/2025	18:00	0	2	0	12	4	0	0	0	0	0	0	0	0	0	0	0	0	0	0	0	18	27.1	31.2	25 to 35	88.9	4	22.2
19/10/2025	19:00	0	0	0	4	4	0	0	0	0	0	0	0	0	0	0	0	0	0	0	0	8	29.5	33.8	25 to 35	100.0	4	50.0
19/10/2025	20:00	0	2	0	0	4	0	0	0	0	0	0	0	0	0	0	0	0	0	0	0	6	27	33.8	25 to 35	66.7	4	66.7
19/10/2025	21:00	0	0	0	0	4	0	0	0	0	0	0	0	0	0	0	0	0	0	0	0	4	32	33.8	25 to 35	100.0	4	100.0
19/10/2025	22:00	0	0	0	2	0	0	0	0	0	0	0	0	0	0	0	0	0	0	0	0	2	27	30	20 to 30	100.0	*	*
19/10/2025	23:00	0	0	0	0	0	0	0	0	0	0	0	0	0	0	0	0	0	0	0	0	0	0	0	*	*	*	*
24 Hr Summary		16	36	164	288	132	0	0	0	0	0	0	0	0	0	0	0	0	0	0	0	636	26	31.4	20 to 30	71.1	132	20.8

Incoming Histogram

The Barley Mow - Winchfield

from Wed-Oct-01-2025-12-00-AM to Fri-Oct-31-2025-11-59-PM

Date	Starting Hr:min	<15	15 to <20	20 to <25	25 to <30	30 to <35	35 to <40	40 to <45	45 to <50	50 to <55	55 to <60	60 to <65	65 to <70	70 to <75	75 to <80	80 to <85	85 to <90	90 to <95	95 to <100	100 to >105	Total Counts	Avg Speed (MPH)	85pet Speed	10MPH Pace	% in pace	# of Speeders	% Speeders	
20/10/2025	00:00	0	0	0	0	0	0	0	0	0	0	0	0	0	0	0	0	0	0	0	0	0	0	*	*	*	*	
20/10/2025	01:00	0	0	0	0	0	0	0	0	0	0	0	0	0	0	0	0	0	0	0	0	0	0	*	*	*	*	
20/10/2025	02:00	0	0	0	0	0	0	0	0	0	0	0	0	0	0	0	0	0	0	0	0	0	0	*	*	*	*	
20/10/2025	03:00	0	0	0	0	2	0	0	0	0	0	0	0	0	0	0	0	0	0	0	0	2	32	35	25 to 35	100.0	2	100.0
20/10/2025	04:00	0	0	0	0	6	0	2	0	0	0	0	0	0	0	0	0	0	0	0	0	8	34.8	42.5	25 to 35	75.0	8	100.0
20/10/2025	05:00	4	2	4	14	4	2	0	0	0	0	0	0	0	0	0	0	0	0	0	0	30	25.1	32.5	20 to 30	60.0	6	20.0
20/10/2025	06:00	0	0	8	28	22	0	0	0	0	0	0	0	0	0	0	0	0	0	0	0	58	28.4	33	25 to 35	86.2	22	37.9
20/10/2025	07:00	0	8	14	48	18	2	0	0	0	0	0	0	0	0	0	0	0	0	0	0	90	26.9	31.7	25 to 35	73.3	20	22.2
20/10/2025	08:00	0	0	8	42	6	4	0	0	0	0	0	0	0	0	0	0	0	0	0	0	60	27.8	30.8	20 to 30	83.3	10	16.7
20/10/2025	09:00	0	0	2	18	12	2	0	0	0	0	0	0	0	0	0	0	0	0	0	0	34	29.3	33.8	25 to 35	88.2	14	41.2
20/10/2025	10:00	0	4	14	40	12	0	0	0	0	0	0	0	0	0	0	0	0	0	0	0	70	26.6	30.8	20 to 30	77.1	12	17.1
20/10/2025	11:00	0	2	12	22	10	0	0	0	0	0	0	0	0	0	0	0	0	0	0	0	46	26.5	31.5	20 to 30	73.9	10	21.7
20/10/2025	12:00	0	0	10	12	20	2	0	0	0	0	0	0	0	0	0	0	0	0	0	0	44	28.9	33.8	25 to 35	72.7	22	50.0
20/10/2025	13:00	0	2	6	32	18	0	0	0	0	0	0	0	0	0	0	0	0	0	0	0	58	28	32.5	25 to 35	86.2	18	31.0
20/10/2025	14:00	0	0	26	44	18	0	0	0	0	0	0	0	0	0	0	0	0	0	0	0	88	26.9	31.4	20 to 30	79.5	18	20.5
20/10/2025	15:00	4	2	12	48	20	2	0	0	0	0	0	0	0	0	0	0	0	0	0	0	88	26.9	32.2	25 to 35	77.3	22	25.0
20/10/2025	16:00	0	8	18	44	16	0	0	0	0	0	0	0	0	0	0	0	0	0	0	0	86	26.3	30.9	20 to 30	72.1	16	18.6
20/10/2025	17:00	6	4	34	48	6	0	0	0	0	0	0	0	0	0	0	0	0	0	0	0	98	24.6	29.1	20 to 30	83.7	6	6.1
20/10/2025	18:00	0	0	2	18	4	0	0	0	0	0	0	0	0	0	0	0	0	0	0	0	24	27.6	30	25 to 35	91.7	4	16.7
20/10/2025	19:00	0	2	2	4	6	0	0	0	0	0	0	0	0	0	0	0	0	0	0	0	14	27	33.3	25 to 35	71.4	6	42.9
20/10/2025	20:00	0	0	0	6	2	0	0	0	0	0	0	0	0	0	0	0	0	0	0	0	8	28.3	32.5	25 to 35	100.0	2	25.0
20/10/2025	21:00	0	0	2	4	2	2	0	0	0	0	0	0	0	0	0	0	0	0	0	0	10	29	35	20 to 30	60.0	4	40.0
20/10/2025	22:00	0	0	0	0	0	0	0	0	0	0	0	0	0	0	0	0	0	0	0	0	0	0	*	*	*	*	
20/10/2025	23:00	0	0	0	0	0	0	0	0	0	0	0	0	0	0	0	0	0	0	0	0	0	0	*	*	*	*	
24 Hr Summary		14	34	174	472	204	16	2	0	0	0	0	0	0	0	0	0	0	0	0	0	916	27	32.1	25 to 35	73.8	222	24.2

Incoming Histogram

The Barley Mow - Winchfield

from Wed-Oct-01-2025-12-00-AM to Fri-Oct-31-2025-11-59-PM

Date	Starting Hr:min	<15	15 to <20	20 to <25	25 to <30	30 to <35	35 to <40	40 to <45	45 to <50	50 to <55	55 to <60	60 to <65	65 to <70	70 to <75	75 to <80	80 to <85	85 to <90	90 to <95	95 to <100	100 to >105	Total Counts	Avg Speed (MPH)	85pct Speed	10MPH Pace	% in pace	# of Speeders	% Speeders	
21/10/2025	00:00	0	0	0	2	0	2	0	0	0	0	0	0	0	0	0	0	0	0	0	0	4	32	37.5	20 to 30	50.0	2	50.0
21/10/2025	01:00	0	0	0	0	0	0	0	0	0	0	0	0	0	0	0	0	0	0	0	0	0	0	0	*	*	*	*
21/10/2025	02:00	0	0	0	0	0	0	0	0	0	0	0	0	0	0	0	0	0	0	0	0	0	0	0	*	*	*	*
21/10/2025	03:00	0	0	0	0	0	0	0	0	0	0	0	0	0	0	0	0	0	0	0	0	0	0	0	*	*	*	*
21/10/2025	04:00	0	0	0	4	6	2	0	0	0	0	0	0	0	0	0	0	0	0	0	0	12	31.2	35	25 to 35	83.3	8	66.7
21/10/2025	05:00	0	4	0	12	18	2	0	0	0	0	0	0	0	0	0	0	0	0	0	0	36	29.1	34.2	25 to 35	83.3	20	55.6
21/10/2025	06:00	2	2	10	26	24	4	0	0	0	0	0	0	0	0	0	0	0	0	0	0	68	28.1	33.8	25 to 35	73.5	28	41.2
21/10/2025	07:00	0	2	16	42	24	6	0	0	0	0	0	0	0	0	0	0	0	0	0	0	90	28.2	33.3	25 to 35	73.3	30	33.3
21/10/2025	08:00	6	2	6	36	22	6	0	0	0	0	0	0	0	0	0	0	0	0	0	0	78	27.7	33.6	25 to 35	74.4	28	35.9
21/10/2025	09:00	2	2	20	22	4	0	0	0	0	0	0	0	0	0	0	0	0	0	0	0	50	24.6	29.1	20 to 30	84.0	4	8.0
21/10/2025	10:00	0	2	14	16	14	0	0	0	0	0	0	0	0	0	0	0	0	0	0	0	46	26.8	32.5	20 to 30	65.2	14	30.4
21/10/2025	11:00	2	6	20	50	12	2	0	0	0	0	0	0	0	0	0	0	0	0	0	0	92	26.1	30	20 to 30	76.1	14	15.2
21/10/2025	12:00	4	6	20	32	6	2	0	0	0	0	0	0	0	0	0	0	0	0	0	0	70	24.8	29.7	20 to 30	74.3	8	11.4
21/10/2025	13:00	4	6	8	26	18	0	0	0	0	0	0	0	0	0	0	0	0	0	0	0	62	25.9	32.5	25 to 35	71.0	18	29.0
21/10/2025	14:00	0	2	18	44	28	0	0	0	0	0	0	0	0	0	0	0	0	0	0	0	92	27.6	32.5	25 to 35	78.3	28	30.4
21/10/2025	15:00	0	2	12	46	30	2	0	0	0	0	0	0	0	0	0	0	0	0	0	0	92	28.2	33	25 to 35	82.6	32	34.8
21/10/2025	16:00	0	2	8	32	14	4	0	0	0	0	0	0	0	0	0	0	0	0	0	0	60	28.1	33.2	25 to 35	76.7	18	30.0
21/10/2025	17:00	0	2	10	52	20	2	0	0	0	0	0	0	0	0	0	0	0	0	0	0	86	27.9	32.2	25 to 35	83.7	22	25.6
21/10/2025	18:00	0	0	4	8	8	4	0	0	0	0	0	0	0	0	0	0	0	0	0	0	24	29.6	35	25 to 35	66.7	12	50.0
21/10/2025	19:00	0	0	0	6	10	0	0	0	0	0	0	0	0	0	0	0	0	0	0	0	16	30.3	34	25 to 35	100.0	10	62.5
21/10/2025	20:00	0	0	0	2	2	4	0	0	0	0	0	0	0	0	0	0	0	0	0	0	8	33.3	38.8	30 to 40	75.0	6	75.0
21/10/2025	21:00	0	0	2	8	0	0	0	0	0	0	0	0	0	0	0	0	0	0	0	0	10	26	28.8	20 to 30	100.0	*	*
21/10/2025	22:00	0	0	2	2	0	0	0	0	0	0	0	0	0	0	0	0	0	0	0	0	4	24.5	27.5	20 to 30	100.0	*	*
21/10/2025	23:00	0	0	0	0	0	0	0	0	0	0	0	0	0	0	0	0	0	0	0	0	0	0	0	*	*	*	*
24 Hr Summary		20	40	170	468	260	42	0	0	0	0	0	0	0	0	0	0	0	0	0	0	1000	27.4	32.9	25 to 35	72.8	302	30.2

Incoming Histogram

The Barley Mow - Winchfield

from Wed-Oct-01-2025-12-00-AM to Fri-Oct-31-2025-11-59-PM

Date	Starting Hr:min	<15	15 to <20	20 to <25	25 to <30	30 to <35	35 to <40	40 to <45	45 to <50	50 to <55	55 to <60	60 to <65	65 to <70	70 to <75	75 to <80	80 to <85	85 to <90	90 to <95	95 to <100	100 to >105	Total Counts	Avg Speed (MPH)	85pet Speed	10MPH Pace	% in pace	# of Speeders	% Speeders	
22/10/2025	00:00	0	0	0	0	0	0	0	0	0	0	0	0	0	0	0	0	0	0	0	0	0	0	*	*	*	*	
22/10/2025	01:00	0	0	0	0	0	0	0	0	0	0	0	0	0	0	0	0	0	0	0	0	0	0	*	*	*	*	
22/10/2025	02:00	0	0	0	0	0	0	0	0	0	0	0	0	0	0	0	0	0	0	0	0	0	0	*	*	*	*	
22/10/2025	03:00	0	0	0	0	0	0	0	0	0	0	0	0	0	0	0	0	0	0	0	0	0	0	*	*	*	*	
22/10/2025	04:00	0	0	0	2	8	4	0	0	0	0	0	0	0	0	0	0	0	0	0	0	14	32.9	37.5	30 to 40	85.7	12	85.7
22/10/2025	05:00	0	0	4	14	10	2	0	0	0	0	0	0	0	0	0	0	0	0	0	0	30	28.9	34	25 to 35	80.0	12	40.0
22/10/2025	06:00	0	2	8	38	16	8	0	0	0	0	0	0	0	0	0	0	0	0	0	0	72	28.7	34.1	25 to 35	75.0	24	33.3
22/10/2025	07:00	0	2	6	52	38	4	0	0	0	0	0	0	0	0	0	0	0	0	0	0	102	29.1	33.6	25 to 35	88.2	42	41.2
22/10/2025	08:00	4	0	6	30	20	2	0	0	0	0	0	0	0	0	0	0	0	0	0	0	62	27.5	33.2	25 to 35	80.6	22	35.5
22/10/2025	09:00	6	8	12	24	16	2	0	0	0	0	0	0	0	0	0	0	0	0	0	0	68	25.2	32.5	25 to 35	58.8	18	26.5
22/10/2025	10:00	4	6	24	28	30	0	0	0	0	0	0	0	0	0	0	0	0	0	0	0	92	26.3	32.7	25 to 35	63.0	30	32.6
22/10/2025	11:00	2	0	20	22	20	0	0	0	0	0	0	0	0	0	0	0	0	0	0	0	64	26.8	32.5	20 to 30	65.6	20	31.3
22/10/2025	12:00	4	4	18	22	14	0	0	0	0	0	0	0	0	0	0	0	0	0	0	0	62	25.2	31.8	20 to 30	64.5	14	22.6
22/10/2025	13:00	2	2	30	54	16	0	0	0	0	0	0	0	0	0	0	0	0	0	0	0	104	26.2	30	20 to 30	80.8	16	15.4
22/10/2025	14:00	2	10	12	38	18	0	0	0	0	0	0	0	0	0	0	0	0	0	0	0	80	26	31.7	25 to 35	70.0	18	22.5
22/10/2025	15:00	4	2	36	66	36	2	0	0	0	0	0	0	0	0	0	0	0	0	0	0	146	26.9	32.2	20 to 30	69.9	38	26.0
22/10/2025	16:00	4	8	26	70	30	2	2	0	0	0	0	0	0	0	0	0	0	0	0	0	142	26.8	32.2	25 to 35	70.4	34	23.9
22/10/2025	17:00	0	0	10	46	24	0	0	0	0	0	0	0	0	0	0	0	0	0	0	0	80	28.2	32.5	25 to 35	87.5	24	30.0
22/10/2025	18:00	0	4	8	20	6	2	0	0	0	0	0	0	0	0	0	0	0	0	0	0	40	26.5	31.7	20 to 30	70.0	8	20.0
22/10/2025	19:00	2	2	8	4	0	0	0	0	0	0	0	0	0	0	0	0	0	0	0	0	16	21.5	27.5	20 to 30	75.0	*	*
22/10/2025	20:00	0	0	2	12	2	0	0	0	0	0	0	0	0	0	0	0	0	0	0	0	16	27.3	30	20 to 30	87.5	2	12.5
22/10/2025	21:00	0	0	2	10	4	0	0	0	0	0	0	0	0	0	0	0	0	0	0	0	16	27.8	32.5	25 to 35	87.5	4	25.0
22/10/2025	22:00	0	2	4	6	2	0	0	0	0	0	0	0	0	0	0	0	0	0	0	0	14	24.9	30	20 to 30	71.4	2	14.3
22/10/2025	23:00	0	0	0	0	0	0	0	0	0	0	0	0	0	0	0	0	0	0	0	0	0	0	*	*	*	*	
24 Hr Summary		34	52	236	558	310	28	2	0	0	0	0	0	0	0	0	0	0	0	0	0	1220	27	32.5	25 to 35	71.1	340	27.9

Incoming Histogram

The Barley Mow - Winchfield

from Wed-Oct-01-2025-12-00-AM to Fri-Oct-31-2025-11-59-PM

Date	Starting Hr:min	<15	15 to <20	20 to <25	25 to <30	30 to <35	35 to <40	40 to <45	45 to <50	50 to <55	55 to <60	60 to <65	65 to <70	70 to <75	75 to <80	80 to <85	85 to <90	90 to <95	95 to <100	100 to >105	Total Counts	Avg Speed (MPH)	85pct Speed	10MPH Pace	% in pace	# of Speeders	% Speeders	
23/10/2025	00:00	2	0	0	2	0	0	0	0	0	0	0	0	0	0	0	0	0	0	0	0	4	19.5	27.5	5 to 15	50.0	*	*
23/10/2025	01:00	0	0	0	0	0	0	0	0	0	0	0	0	0	0	0	0	0	0	0	0	0	0	0	*	*	*	*
23/10/2025	02:00	0	0	2	0	0	0	0	0	0	0	0	0	0	0	0	0	0	0	0	0	2	22	25	15 to 25	100.0	*	*
23/10/2025	03:00	0	0	0	0	0	0	0	0	0	0	0	0	0	0	0	0	0	0	0	0	0	0	0	*	*	*	*
23/10/2025	04:00	0	0	0	0	0	2	0	0	0	0	0	0	0	0	0	0	0	0	0	0	2	37	40	30 to 40	100.0	2	100.0
23/10/2025	05:00	4	2	0	8	4	0	0	0	0	0	0	0	0	0	0	0	0	0	0	0	18	23.8	31.2	25 to 35	66.7	4	22.2
23/10/2025	06:00	0	2	10	38	20	2	0	0	0	0	0	0	0	0	0	0	0	0	0	0	72	28.1	32.8	25 to 35	80.6	22	30.6
23/10/2025	07:00	0	2	26	56	20	4	0	0	0	0	0	0	0	0	0	0	0	0	0	0	108	27.3	32	20 to 30	75.9	24	22.2
23/10/2025	08:00	0	4	12	28	18	4	0	0	0	0	0	0	0	0	0	0	0	0	0	0	66	27.7	33.3	25 to 35	69.7	22	33.3
23/10/2025	09:00	0	2	10	16	6	4	0	0	0	0	0	0	0	0	0	0	0	0	0	0	38	27.2	33.3	20 to 30	68.4	10	26.3
23/10/2025	10:00	0	4	34	24	18	0	0	0	0	0	0	0	0	0	0	0	0	0	0	0	80	25.8	31.7	20 to 30	72.5	18	22.5
23/10/2025	11:00	10	6	16	26	8	0	0	0	0	0	0	0	0	0	0	0	0	0	0	0	66	23.3	29.6	20 to 30	63.6	8	12.1
23/10/2025	12:00	6	2	20	18	14	0	0	0	0	0	0	0	0	0	0	0	0	0	0	0	60	24.8	31.8	20 to 30	63.3	14	23.3
23/10/2025	13:00	2	8	12	40	18	4	0	0	0	0	0	0	0	0	0	0	0	0	0	0	84	26.8	32.5	25 to 35	69.0	22	26.2
23/10/2025	14:00	2	6	32	42	28	2	0	0	0	0	0	0	0	0	0	0	0	0	0	0	112	26.4	32.3	20 to 30	66.1	30	26.8
23/10/2025	15:00	0	0	20	46	32	2	0	0	0	0	0	0	0	0	0	0	0	0	0	0	100	28.1	33	25 to 35	78.0	34	34.0
23/10/2025	16:00	4	4	38	52	34	2	0	0	0	0	0	0	0	0	0	0	0	0	0	0	134	26.6	32.4	20 to 30	67.2	36	26.9
23/10/2025	17:00	0	8	12	42	10	0	0	0	0	0	0	0	0	0	0	0	0	0	0	0	72	26.1	29.9	20 to 30	75.0	10	13.9
23/10/2025	18:00	0	4	2	10	18	0	0	0	0	0	0	0	0	0	0	0	0	0	0	0	34	28.4	33.6	25 to 35	82.4	18	52.9
23/10/2025	19:00	0	0	6	18	14	0	0	0	0	0	0	0	0	0	0	0	0	0	0	0	38	28.2	32.9	25 to 35	84.2	14	36.8
23/10/2025	20:00	0	0	0	8	2	2	0	0	0	0	0	0	0	0	0	0	0	0	0	0	12	29.5	35	25 to 35	83.3	4	33.3
23/10/2025	21:00	0	0	0	8	2	0	0	0	0	0	0	0	0	0	0	0	0	0	0	0	10	28	30	25 to 35	100.0	2	20.0
23/10/2025	22:00	0	0	0	0	0	2	0	0	0	0	0	0	0	0	0	0	0	0	0	0	2	37	40	30 to 40	100.0	2	100.0
23/10/2025	23:00	0	0	0	0	0	0	0	0	0	0	0	0	0	0	0	0	0	0	0	0	0	0	0	*	*	*	*
24 Hr Summary		30	54	252	482	266	30	0	0	0	0	0	0	0	0	0	0	0	0	0	0	1114	26.7	32.4	25 to 35	67.1	296	26.6

Incoming Histogram

The Barley Mow - Winchfield

from Wed-Oct-01-2025-12-00-AM to Fri-Oct-31-2025-11-59-PM

Date	Starting Hr:min	<15	15 to <20	20 to <25	25 to <30	30 to <35	35 to <40	40 to <45	45 to <50	50 to <55	55 to <60	60 to <65	65 to <70	70 to <75	75 to <80	80 to <85	85 to <90	90 to <95	95 to <100	100 to >105	Total Counts	Avg Speed (MPH)	85pet Speed	10MPH Pace	% in pace	# of Speeders	% Speeders	
24/10/2025	00:00	0	0	0	0	0	0	0	0	0	0	0	0	0	0	0	0	0	0	0	0	0	0	*	*	*	*	
24/10/2025	01:00	0	0	0	0	0	0	0	0	0	0	0	0	0	0	0	0	0	0	0	0	0	0	*	*	*	*	
24/10/2025	02:00	0	0	0	0	0	0	0	0	0	0	0	0	0	0	0	0	0	0	0	0	0	0	*	*	*	*	
24/10/2025	03:00	0	0	0	0	0	0	0	0	0	0	0	0	0	0	0	0	0	0	0	0	0	0	*	*	*	*	
24/10/2025	04:00	0	0	0	0	4	0	0	0	0	0	0	0	0	0	0	0	0	0	0	0	4	32	33.8	25 to 35	100.0	4	100.0
24/10/2025	05:00	2	2	0	10	4	0	0	0	0	0	0	0	0	0	0	0	0	0	0	0	18	25.4	31.2	25 to 35	77.8	4	22.2
24/10/2025	06:00	0	0	12	34	16	2	0	0	0	0	0	0	0	0	0	0	0	0	0	0	64	27.9	32.5	25 to 35	78.1	18	28.1
24/10/2025	07:00	6	4	10	56	14	0	0	0	0	0	0	0	0	0	0	0	0	0	0	0	90	26	30	25 to 35	77.8	14	15.6
24/10/2025	08:00	0	2	22	44	8	0	0	0	0	0	0	0	0	0	0	0	0	0	0	0	76	26.2	29.7	20 to 30	86.8	8	10.5
24/10/2025	09:00	4	4	16	44	20	0	0	0	0	0	0	0	0	0	0	0	0	0	0	0	88	26.3	31.8	25 to 35	72.7	20	22.7
24/10/2025	10:00	2	2	10	46	26	2	0	0	0	0	0	0	0	0	0	0	0	0	0	0	88	27.8	32.9	25 to 35	81.8	28	31.8
24/10/2025	11:00	8	4	24	44	20	2	0	0	0	0	0	0	0	0	0	0	0	0	0	0	102	25.7	31.8	20 to 30	66.7	22	21.6
24/10/2025	12:00	2	0	6	34	20	2	0	0	0	0	0	0	0	0	0	0	0	0	0	0	64	28.1	33	25 to 35	84.4	22	34.4
24/10/2025	13:00	2	4	14	50	30	0	0	0	0	0	0	0	0	0	0	0	0	0	0	0	100	27.4	32.5	25 to 35	80.0	30	30.0
24/10/2025	14:00	0	4	26	70	30	4	0	0	0	0	0	0	0	0	0	0	0	0	0	0	134	27.5	32.3	25 to 35	74.6	34	25.4
24/10/2025	15:00	6	6	28	40	22	6	0	0	0	0	0	0	0	0	0	0	0	0	0	0	108	26.1	32.7	20 to 30	63.0	28	25.9
24/10/2025	16:00	0	0	22	70	40	6	0	0	0	0	0	0	0	0	0	0	0	0	0	0	138	28.5	33.1	25 to 35	79.7	46	33.3
24/10/2025	17:00	0	6	26	42	16	2	0	0	0	0	0	0	0	0	0	0	0	0	0	0	92	26.3	31.2	20 to 30	73.9	18	19.6
24/10/2025	18:00	2	0	14	28	10	4	0	0	0	0	0	0	0	0	0	0	0	0	0	0	58	27.2	32.5	20 to 30	72.4	14	24.1
24/10/2025	19:00	6	2	6	4	2	0	0	0	0	0	0	0	0	0	0	0	0	0	0	0	20	20.6	28.8	20 to 30	50.0	2	10.0
24/10/2025	20:00	0	2	4	8	4	0	0	0	0	0	0	0	0	0	0	0	0	0	0	0	18	25.9	31.2	20 to 30	66.7	4	22.2
24/10/2025	21:00	4	4	0	2	0	0	0	0	0	0	0	0	0	0	0	0	0	0	0	0	10	17	20	10 to 20	80.0	*	*
24/10/2025	22:00	0	0	0	2	4	0	0	0	0	0	0	0	0	0	0	0	0	0	0	0	6	30.3	33.8	25 to 35	100.0	4	66.7
24/10/2025	23:00	0	0	2	0	0	0	0	0	0	0	0	0	0	0	0	0	0	0	0	0	2	22	25	15 to 25	100.0	*	*
24 Hr Summary		44	46	242	628	290	30	0	0	0	0	0	0	0	0	0	0	0	0	0	0	1280	26.8	32.2	25 to 35	71.7	320	25.0

Incoming Histogram

The Barley Mow - Winchfield

from Wed-Oct-01-2025-12-00-AM to Fri-Oct-31-2025-11-59-PM

Date	Starting Hr:min	<15	15 to <20	20 to <25	25 to <30	30 to <35	35 to <40	40 to <45	45 to <50	50 to <55	55 to <60	60 to <65	65 to <70	70 to <75	75 to <80	80 to <85	85 to <90	90 to <95	95 to <100	100 to >105	Total Counts	Avg Speed (MPH)	85pet Speed	10MPH Pace	% in pace	# of Speeders	% Speeders	
25/10/2025	00:00	0	0	0	0	0	0	0	0	0	0	0	0	0	0	0	0	0	0	0	0	0	0	*	*	*	*	
25/10/2025	01:00	0	0	0	2	2	0	0	0	0	0	0	0	0	0	0	0	0	0	0	0	4	29.5	32.5	25 to 35	100.0	2	50.0
25/10/2025	02:00	0	0	0	0	2	0	0	0	0	0	0	0	0	0	0	0	0	0	0	0	2	32	35	25 to 35	100.0	2	100.0
25/10/2025	03:00	0	0	0	0	0	0	0	0	0	0	0	0	0	0	0	0	0	0	0	0	0	0	*	*	*	*	
25/10/2025	04:00	0	0	0	0	2	0	0	0	0	0	0	0	0	0	0	0	0	0	0	0	2	32	35	25 to 35	100.0	2	100.0
25/10/2025	05:00	0	0	0	2	0	0	0	0	0	0	0	0	0	0	0	0	0	0	0	0	2	27	30	20 to 30	100.0	*	*
25/10/2025	06:00	0	4	8	12	14	2	0	0	0	0	0	0	0	0	0	0	0	0	0	0	40	27.5	33.6	25 to 35	65.0	16	40.0
25/10/2025	07:00	0	2	12	20	12	4	0	0	0	0	0	0	0	0	0	0	0	0	0	0	50	27.5	33.3	20 to 30	64.0	16	32.0
25/10/2025	08:00	0	0	6	40	16	0	0	0	0	0	0	0	0	0	0	0	0	0	0	0	62	28	32.2	25 to 35	90.3	16	25.8
25/10/2025	09:00	2	4	16	36	18	6	0	0	0	0	0	0	0	0	0	0	0	0	0	0	82	27.1	33.3	25 to 35	65.9	24	29.3
25/10/2025	10:00	0	4	18	52	6	2	0	0	0	0	0	0	0	0	0	0	0	0	0	0	82	26.4	29.6	20 to 30	85.4	8	9.8
25/10/2025	11:00	12	2	16	38	22	0	0	0	0	0	0	0	0	0	0	0	0	0	0	0	90	25.2	31.8	25 to 35	66.7	22	24.4
25/10/2025	12:00	4	2	16	36	22	0	0	0	0	0	0	0	0	0	0	0	0	0	0	0	80	26.6	32.3	25 to 35	72.5	22	27.5
25/10/2025	13:00	0	4	18	38	20	2	0	0	0	0	0	0	0	0	0	0	0	0	0	0	82	27.2	32.5	25 to 35	70.7	22	26.8
25/10/2025	14:00	6	12	16	38	18	0	0	0	0	0	0	0	0	0	0	0	0	0	0	0	90	25.1	31.1	25 to 35	62.2	18	20.0
25/10/2025	15:00	2	4	10	26	16	2	0	0	0	0	0	0	0	0	0	0	0	0	0	0	60	26.9	32.8	25 to 35	70.0	18	30.0
25/10/2025	16:00	0	6	12	22	10	4	2	0	0	0	0	0	0	0	0	0	0	0	0	0	56	27.1	34	20 to 30	60.7	16	28.6
25/10/2025	17:00	0	0	14	30	18	0	0	0	0	0	0	0	0	0	0	0	0	0	0	0	62	27.6	32.5	25 to 35	77.4	18	29.0
25/10/2025	18:00	0	2	4	2	8	0	0	0	0	0	0	0	0	0	0	0	0	0	0	0	16	27	33.8	25 to 35	62.5	8	50.0
25/10/2025	19:00	2	0	2	8	0	0	0	0	0	0	0	0	0	0	0	0	0	0	0	0	12	23.8	28.8	20 to 30	83.3	*	*
25/10/2025	20:00	0	0	4	4	4	0	2	0	0	0	0	0	0	0	0	0	0	0	0	0	14	29.1	35	20 to 30	57.1	6	42.9
25/10/2025	21:00	0	0	2	10	4	2	0	2	0	0	0	0	0	0	0	0	0	0	0	0	20	30.6	37.5	25 to 35	70.0	8	40.0
25/10/2025	22:00	0	2	8	4	2	2	0	0	0	0	0	0	0	0	0	0	0	0	0	0	18	25.3	32.5	20 to 30	66.7	4	22.2
25/10/2025	23:00	0	0	0	0	4	0	0	0	0	0	0	0	0	0	0	0	0	0	0	0	4	32	33.8	25 to 35	100.0	4	100.0
24 Hr Summary		28	48	182	420	220	26	4	2	0	0	0	0	0	0	0	0	0	0	0	930	26.8	32.5	25 to 35	68.8	252	27.1	

Incoming Histogram

The Barley Mow - Winchfield

from Wed-Oct-01-2025-12-00-AM to Fri-Oct-31-2025-11-59-PM

Date	Starting Hr:min	<15	15 to <20	20 to <25	25 to <30	30 to <35	35 to <40	40 to <45	45 to <50	50 to <55	55 to <60	60 to <65	65 to <70	70 to <75	75 to <80	80 to <85	85 to <90	90 to <95	95 to <100	100 to >105	Total Counts	Avg Speed (MPH)	85pet Speed	10MPH Pace	% in pace	# of Speeders	% Speeders	
26/10/2025	00:00	0	0	0	0	2	0	0	0	0	0	0	0	0	0	0	0	0	0	0	0	2	32	35	25 to 35	100.0	2	100.0
26/10/2025	01:00	0	0	0	0	0	0	0	0	0	0	0	0	0	0	0	0	0	0	0	0	0	0	0	*	*	*	*
26/10/2025	02:00	0	0	0	0	0	0	0	0	0	0	0	0	0	0	0	0	0	0	0	0	0	0	0	*	*	*	*
26/10/2025	03:00	0	0	0	0	0	0	0	0	0	0	0	0	0	0	0	0	0	0	0	0	0	0	0	*	*	*	*
26/10/2025	04:00	0	0	2	2	0	0	0	0	0	0	0	0	0	0	0	0	0	0	0	0	4	24.5	27.5	20 to 30	100.0	*	*
26/10/2025	05:00	0	0	0	0	0	0	0	0	0	0	0	0	0	0	0	0	0	0	0	0	0	0	0	*	*	*	*
26/10/2025	06:00	0	0	0	6	0	0	0	0	0	0	0	0	0	0	0	0	0	0	0	0	6	27	29.2	20 to 30	100.0	*	*
26/10/2025	07:00	0	2	4	16	0	0	0	0	0	0	0	0	0	0	0	0	0	0	0	0	22	25.3	29.1	20 to 30	90.9	*	*
26/10/2025	08:00	0	2	8	28	2	0	2	0	0	0	0	0	0	0	0	0	0	0	0	0	42	26.7	29.6	20 to 30	85.7	4	9.5
26/10/2025	09:00	2	4	26	28	12	4	0	0	0	0	0	0	0	0	0	0	0	0	0	0	76	26	32.1	20 to 30	71.1	16	21.1
26/10/2025	10:00	0	6	18	46	32	4	0	0	0	0	0	0	0	0	0	0	0	0	0	0	106	27.8	33.1	25 to 35	73.6	36	34.0
26/10/2025	11:00	2	6	24	58	16	0	0	0	0	0	0	0	0	0	0	0	0	0	0	0	106	26.1	30	20 to 30	77.4	16	15.1
26/10/2025	12:00	2	6	20	60	20	4	0	0	0	0	0	0	0	0	0	0	0	0	0	0	112	26.9	31.8	20 to 30	71.4	24	21.4
26/10/2025	13:00	2	4	20	40	20	0	0	0	0	0	0	0	0	0	0	0	0	0	0	0	86	26.5	31.8	20 to 30	69.8	20	23.3
26/10/2025	14:00	2	6	12	54	8	2	2	0	0	0	0	0	0	0	0	0	0	0	0	0	86	26.6	29.9	20 to 30	76.7	12	14.0
26/10/2025	15:00	4	4	16	38	14	4	0	0	0	0	0	0	0	0	0	0	0	0	0	0	80	26.3	32.1	20 to 30	67.5	18	22.5
26/10/2025	16:00	0	2	22	28	10	4	0	0	0	0	0	0	0	0	0	0	0	0	0	0	66	26.5	32	20 to 30	75.8	14	21.2
26/10/2025	17:00	4	4	8	26	6	2	0	0	0	0	0	0	0	0	0	0	0	0	0	0	50	25.4	30	20 to 30	68.0	8	16.0
26/10/2025	18:00	0	2	2	14	2	2	0	0	0	0	0	0	0	0	0	0	0	0	0	0	22	27.1	32.5	20 to 30	72.7	4	18.2
26/10/2025	19:00	4	2	10	14	2	0	4	0	0	0	0	0	0	0	0	0	0	0	0	0	36	25.5	32.5	20 to 30	66.7	6	16.7
26/10/2025	20:00	0	0	2	8	2	0	0	0	0	0	0	0	0	0	0	0	0	0	0	0	12	27	30	20 to 30	83.3	2	16.7
26/10/2025	21:00	0	0	0	4	2	0	0	0	0	0	0	0	0	0	0	0	0	0	0	0	6	28.7	32.5	25 to 35	100.0	2	33.3
26/10/2025	22:00	0	4	2	4	2	4	0	0	0	0	0	0	0	0	0	0	0	0	0	0	16	27	37.5	15 to 25	37.5	6	37.5
26/10/2025	23:00	0	0	0	0	2	0	0	0	0	0	0	0	0	0	0	0	0	0	0	0	2	32	35	25 to 35	100.0	2	100.0
24 Hr Summary		22	54	196	474	154	30	8	0	0	0	0	0	0	0	0	0	0	0	0	938	26.5	31.7	20 to 30	71.4	192	20.5	

Incoming Histogram

The Barley Mow - Winchfield

from Wed-Oct-01-2025-12-00-AM to Fri-Oct-31-2025-11-59-PM

Date	Starting Hr:min	<15	15 to <20	20 to <25	25 to <30	30 to <35	35 to <40	40 to <45	45 to <50	50 to <55	55 to <60	60 to <65	65 to <70	70 to <75	75 to <80	80 to <85	85 to <90	90 to <95	95 to <100	100 to >105	Total Counts	Avg Speed (MPH)	85pet Speed	10MPH Pace	% in pace	# of Speeders	% Speeders	
27/10/2025	00:00	0	0	0	2	0	0	0	0	0	0	0	0	0	0	0	0	0	0	0	0	2	27	30	20 to 30	100.0	*	*
27/10/2025	01:00	0	0	0	0	0	0	0	0	0	0	0	0	0	0	0	0	0	0	0	0	0	0	0	*	*	*	*
27/10/2025	02:00	0	0	0	0	0	0	0	0	0	0	0	0	0	0	0	0	0	0	0	0	0	0	0	*	*	*	*
27/10/2025	03:00	0	0	0	0	0	0	0	0	0	0	0	0	0	0	0	0	0	0	0	0	0	0	0	*	*	*	*
27/10/2025	04:00	0	0	0	0	0	0	0	0	0	0	0	0	0	0	0	0	0	0	0	0	0	0	0	*	*	*	*
27/10/2025	05:00	0	0	0	0	0	2	0	0	0	0	0	0	0	0	0	0	0	0	0	0	2	37	40	30 to 40	100.0	2	100.0
27/10/2025	06:00	0	2	2	8	10	0	0	0	0	0	0	0	0	0	0	0	0	0	0	0	22	28.1	33.5	25 to 35	81.8	10	45.5
27/10/2025	07:00	0	0	8	24	22	2	0	0	0	0	0	0	0	0	0	0	0	0	0	0	56	28.8	33.6	25 to 35	82.1	24	42.9
27/10/2025	08:00	10	6	16	50	24	2	0	0	0	0	0	0	0	0	0	0	0	0	0	0	108	25.9	32.1	25 to 35	68.5	26	24.1
27/10/2025	09:00	0	2	10	34	8	2	0	0	0	0	0	0	0	0	0	0	0	0	0	0	56	27.1	31.2	20 to 30	78.6	10	17.9
27/10/2025	10:00	2	0	22	36	20	2	0	0	0	0	0	0	0	0	0	0	0	0	0	0	82	27	32.5	20 to 30	70.7	22	26.8
27/10/2025	11:00	0	4	10	40	16	2	0	0	0	0	0	0	0	0	0	0	0	0	0	0	72	27.4	32.2	25 to 35	77.8	18	25.0
27/10/2025	12:00	6	2	12	44	14	2	0	0	0	0	0	0	0	0	0	0	0	0	0	0	80	26.3	31.4	25 to 35	72.5	16	20.0
27/10/2025	13:00	4	4	4	36	12	4	0	0	0	0	0	0	0	0	0	0	0	0	0	0	64	26.9	32.5	25 to 35	75.0	16	25.0
27/10/2025	14:00	0	6	16	34	14	0	0	0	0	0	0	0	0	0	0	0	0	0	0	0	70	26.2	31.4	20 to 30	71.4	14	20.0
27/10/2025	15:00	4	6	16	44	14	6	0	0	0	0	0	0	0	0	0	0	0	0	0	0	90	26.4	32.1	20 to 30	66.7	20	22.2
27/10/2025	16:00	0	4	20	48	18	2	0	0	0	0	0	0	0	0	0	0	0	0	0	0	92	26.9	31.7	20 to 30	73.9	20	21.7
27/10/2025	17:00	10	8	16	42	26	4	2	0	0	0	0	0	0	0	0	0	0	0	0	0	108	26.4	33.1	25 to 35	63.0	32	29.6
27/10/2025	18:00	0	2	6	14	10	2	0	0	0	0	0	0	0	0	0	0	0	0	0	0	34	27.8	33.5	25 to 35	70.6	12	35.3
27/10/2025	19:00	0	2	4	20	8	0	0	0	0	0	0	0	0	0	0	0	0	0	0	0	34	27.2	31.9	25 to 35	82.4	8	23.5
27/10/2025	20:00	0	0	2	6	10	2	0	0	0	0	0	0	0	0	0	0	0	0	0	0	20	30	34.5	25 to 35	80.0	12	60.0
27/10/2025	21:00	0	2	6	6	6	0	0	0	0	0	0	0	0	0	0	0	0	0	0	0	20	26.2	32.5	20 to 30	60.0	6	30.0
27/10/2025	22:00	0	0	2	8	2	0	0	2	0	0	0	0	0	0	0	0	0	0	0	0	14	29.9	35	20 to 30	71.4	4	28.6
27/10/2025	23:00	0	0	0	2	2	0	0	0	0	0	0	0	0	0	0	0	0	0	0	0	4	29.5	32.5	25 to 35	100.0	2	50.0
24 Hr Summary		36	50	172	498	236	34	2	2	0	0	0	0	0	0	0	0	0	0	0	1030	27	32.5	25 to 35	71.3	274	26.6	

Incoming Histogram

The Barley Mow - Winchfield

from Wed-Oct-01-2025-12-00-AM to Fri-Oct-31-2025-11-59-PM

Date	Starting Hr:min	<15	15 to <20	20 to <25	25 to <30	30 to <35	35 to <40	40 to <45	45 to <50	50 to <55	55 to <60	60 to <65	65 to <70	70 to <75	75 to <80	80 to <85	85 to <90	90 to <95	95 to <100	100 to >105	Total Counts	Avg Speed (MPH)	85pet Speed	10MPH Pace	% in pace	# of Speeders	% Speeders	
28/10/2025	00:00	0	0	0	0	0	0	0	0	0	0	0	0	0	0	0	0	0	0	0	0	0	0	*	*	*	*	
28/10/2025	01:00	0	0	0	0	0	0	0	0	0	0	0	0	0	0	0	0	0	0	0	0	0	0	*	*	*	*	
28/10/2025	02:00	0	0	0	0	0	0	0	0	0	0	0	0	0	0	0	0	0	0	0	0	0	0	*	*	*	*	
28/10/2025	03:00	0	0	0	2	0	0	0	0	0	0	0	0	0	0	0	0	0	0	0	0	2	27	30	20 to 30	100.0	*	*
28/10/2025	04:00	0	0	0	0	0	0	0	0	0	0	0	0	0	0	0	0	0	0	0	0	0	0	*	*	*	*	
28/10/2025	05:00	0	0	0	0	0	0	0	0	0	0	0	0	0	0	0	0	0	0	0	0	0	0	*	*	*	*	
28/10/2025	06:00	2	2	2	14	6	0	0	0	0	0	0	0	0	0	0	0	0	0	0	0	26	26	31.7	25 to 35	76.9	6	23.1
28/10/2025	07:00	0	0	12	32	30	8	0	0	0	0	0	0	0	0	0	0	0	0	0	0	82	29.3	34.3	25 to 35	75.6	38	46.3
28/10/2025	08:00	2	0	10	38	10	4	0	0	0	0	0	0	0	0	0	0	0	0	0	0	64	27.4	32	20 to 30	75.0	14	21.9
28/10/2025	09:00	0	0	6	32	28	2	2	0	0	0	0	0	0	0	0	0	0	0	0	0	70	29.5	33.9	25 to 35	85.7	32	45.7
28/10/2025	10:00	0	0	8	42	26	2	0	0	0	0	0	0	0	0	0	0	0	0	0	0	78	28.8	33.1	25 to 35	87.2	28	35.9
28/10/2025	11:00	0	2	14	44	8	0	0	0	0	0	0	0	0	0	0	0	0	0	0	0	68	26.6	29.8	20 to 30	85.3	8	11.8
28/10/2025	12:00	0	6	16	34	8	6	0	0	0	0	0	0	0	0	0	0	0	0	0	0	70	26.7	32.5	20 to 30	71.4	14	20.0
28/10/2025	13:00	4	10	4	26	6	2	0	0	0	0	0	0	0	0	0	0	0	0	0	0	52	24.7	30	25 to 35	61.5	8	15.4
28/10/2025	14:00	8	0	12	38	14	0	0	0	0	0	0	0	0	0	0	0	0	0	0	0	72	25.5	31.1	25 to 35	72.2	14	19.4
28/10/2025	15:00	2	6	16	42	8	2	0	0	0	0	0	0	0	0	0	0	0	0	0	0	76	25.9	29.9	20 to 30	76.3	10	13.2
28/10/2025	16:00	2	6	28	38	22	2	0	0	0	0	0	0	0	0	0	0	0	0	0	0	98	26.3	32	20 to 30	67.3	24	24.5
28/10/2025	17:00	2	6	22	52	20	4	0	0	0	0	0	0	0	0	0	0	0	0	0	0	106	26.6	32	20 to 30	69.8	24	22.6
28/10/2025	18:00	10	6	12	28	2	2	0	0	0	0	0	0	0	0	0	0	0	0	0	0	60	23.3	29.1	20 to 30	66.7	4	6.7
28/10/2025	19:00	0	2	14	16	6	0	0	0	0	0	0	0	0	0	0	0	0	0	0	0	38	25.6	30	20 to 30	78.9	6	15.8
28/10/2025	20:00	0	6	6	10	4	2	0	0	0	0	0	0	0	0	0	0	0	0	0	0	28	25.5	32.5	20 to 30	57.1	6	21.4
28/10/2025	21:00	2	0	8	2	8	2	0	0	0	0	0	0	0	0	0	0	0	0	0	0	22	26.6	34.4	20 to 30	45.5	10	45.5
28/10/2025	22:00	0	0	0	2	2	0	0	0	0	0	0	0	0	0	0	0	0	0	0	0	4	29.5	32.5	25 to 35	100.0	2	50.0
28/10/2025	23:00	0	0	0	0	2	0	0	0	0	0	0	0	0	0	0	0	0	0	0	0	2	32	35	25 to 35	100.0	2	100.0
24 Hr Summary		34	52	190	492	210	38	2	0	0	0	0	0	0	0	0	0	0	0	0	1018	26.7	32.3	25 to 35	69.0	250	24.6	

Incoming Histogram

The Barley Mow - Winchfield

from Wed-Oct-01-2025-12-00-AM to Fri-Oct-31-2025-11-59-PM

Date	Starting Hr:min	<15	15 to <20	20 to <25	25 to <30	30 to <35	35 to <40	40 to <45	45 to <50	50 to <55	55 to <60	60 to <65	65 to <70	70 to <75	75 to <80	80 to <85	85 to <90	90 to <95	95 to <100	100 to >105	Total Counts	Avg Speed (MPH)	85pet Speed	10MPH Pace	% in pace	# of Speeders	% Speeders	
29/10/2025	00:00	0	0	0	0	0	0	0	0	0	0	0	0	0	0	0	0	0	0	0	0	0	0	*	*	*	*	
29/10/2025	01:00	0	0	0	0	0	0	0	0	0	0	0	0	0	0	0	0	0	0	0	0	0	0	*	*	*	*	
29/10/2025	02:00	0	0	0	0	0	0	0	0	0	0	0	0	0	0	0	0	0	0	0	0	0	0	*	*	*	*	
29/10/2025	03:00	2	0	0	0	0	0	0	0	0	0	0	0	0	0	0	0	0	0	0	0	2	12	15	5 to 15	100.0	*	*
29/10/2025	04:00	0	0	0	0	0	0	0	0	0	0	0	0	0	0	0	0	0	0	0	0	0	0	*	*	*	*	
29/10/2025	05:00	0	0	0	0	0	0	0	0	0	0	0	0	0	0	0	0	0	0	0	0	0	0	*	*	*	*	
29/10/2025	06:00	0	0	2	8	6	2	0	0	0	0	0	0	0	0	0	0	0	0	0	0	18	29.4	34.2	25 to 35	77.8	8	44.4
29/10/2025	07:00	0	4	6	42	26	2	0	0	0	0	0	0	0	0	0	0	0	0	0	0	80	28.3	33.1	25 to 35	85.0	28	35.0
29/10/2025	08:00	0	2	10	44	20	4	0	0	0	0	0	0	0	0	0	0	0	0	0	0	80	28.2	33	25 to 35	80.0	24	30.0
29/10/2025	09:00	2	4	6	32	16	4	0	0	0	0	0	0	0	0	0	0	0	0	0	0	64	27.6	33.1	25 to 35	75.0	20	31.3
29/10/2025	10:00	0	4	10	20	22	2	0	0	0	0	0	0	0	0	0	0	0	0	0	0	58	27.9	33.4	25 to 35	72.4	24	41.4
29/10/2025	11:00	2	4	16	32	20	0	0	0	0	0	0	0	0	0	0	0	0	0	0	0	74	26.5	32.2	25 to 35	70.3	20	27.0
29/10/2025	12:00	10	4	14	28	8	2	0	0	0	0	0	0	0	0	0	0	0	0	0	0	66	23.9	30	20 to 30	63.6	10	15.2
29/10/2025	13:00	0	2	16	38	10	0	0	0	0	0	0	0	0	0	0	0	0	0	0	0	66	26.5	30	20 to 30	81.8	10	15.2
29/10/2025	14:00	8	8	20	22	12	0	0	0	0	0	0	0	0	0	0	0	0	0	0	0	70	23.8	30.8	20 to 30	60.0	12	17.1
29/10/2025	15:00	10	20	28	22	8	2	0	0	0	0	0	0	0	0	0	0	0	0	0	0	90	22.5	29.1	20 to 30	55.6	10	11.1
29/10/2025	16:00	2	10	22	44	8	0	0	0	0	0	0	0	0	0	0	0	0	0	0	0	86	24.9	29.4	20 to 30	76.7	8	9.3
29/10/2025	17:00	2	20	40	46	16	4	0	0	0	0	0	0	0	0	0	0	0	0	0	0	128	24.9	30.3	20 to 30	67.2	20	15.6
29/10/2025	18:00	6	10	16	24	4	0	0	0	0	0	0	0	0	0	0	0	0	0	0	0	60	22.9	29	20 to 30	66.7	4	6.7
29/10/2025	19:00	0	0	10	20	6	0	0	0	0	0	0	0	0	0	0	0	0	0	0	0	36	26.7	30.8	20 to 30	83.3	6	16.7
29/10/2025	20:00	2	0	4	12	10	0	0	0	0	0	0	0	0	0	0	0	0	0	0	0	28	26.9	33	25 to 35	78.6	10	35.7
29/10/2025	21:00	0	0	2	8	4	0	0	0	0	0	0	0	0	0	0	0	0	0	0	0	14	27.9	32.5	25 to 35	85.7	4	28.6
29/10/2025	22:00	0	0	0	4	2	4	0	0	0	0	0	0	0	0	0	0	0	0	0	0	10	32	37.5	25 to 35	60.0	6	60.0
29/10/2025	23:00	0	0	0	0	0	0	0	0	0	0	0	0	0	0	0	0	0	0	0	0	0	0	*	*	*	*	
24 Hr Summary		46	92	222	446	198	26	0	0	0	0	0	0	0	0	0	0	0	0	0	0	1030	25.8	31.8	20 to 30	64.9	224	21.7

Incoming Histogram

The Barley Mow - Winchfield

from Wed-Oct-01-2025-12-00-AM to Fri-Oct-31-2025-11-59-PM

Date	Starting Hr:min	<15	15 to <20	20 to <25	25 to <30	30 to <35	35 to <40	40 to <45	45 to <50	50 to <55	55 to <60	60 to <65	65 to <70	70 to <75	75 to <80	80 to <85	85 to <90	90 to <95	95 to <100	100 to >105	Total Counts	Avg Speed (MPH)	85pet Speed	10MPH Pace	% in pace	# of Speeders	% Speeders	
30/10/2025	00:00	0	0	0	0	0	0	0	0	0	0	0	0	0	0	0	0	0	0	0	0	0	0	*	*	*	*	
30/10/2025	01:00	0	0	0	0	0	2	0	0	0	0	0	0	0	0	0	0	0	0	0	0	2	37	40	30 to 40	100.0	2	100.0
30/10/2025	02:00	0	0	2	0	0	0	0	0	0	0	0	0	0	0	0	0	0	0	0	0	2	22	25	15 to 25	100.0	*	*
30/10/2025	03:00	0	0	0	2	0	0	0	0	0	0	0	0	0	0	0	0	0	0	0	0	2	27	30	20 to 30	100.0	*	*
30/10/2025	04:00	2	0	0	0	0	0	0	0	0	0	0	0	0	0	0	0	0	0	0	0	2	12	15	5 to 15	100.0	*	*
30/10/2025	05:00	0	0	0	0	0	0	0	0	0	0	0	0	0	0	0	0	0	0	0	0	0	0	*	*	*	*	
30/10/2025	06:00	0	0	4	4	6	2	0	0	0	0	0	0	0	0	0	0	0	0	0	0	16	29	35	25 to 35	62.5	8	50.0
30/10/2025	07:00	0	2	14	28	38	8	2	0	0	0	0	0	0	0	0	0	0	0	0	0	92	29.5	34.5	25 to 35	71.7	48	52.2
30/10/2025	08:00	2	4	22	30	18	0	0	0	0	0	0	0	0	0	0	0	0	0	0	0	76	26	31.9	20 to 30	68.4	18	23.7
30/10/2025	09:00	4	0	12	44	16	6	0	0	0	0	0	0	0	0	0	0	0	0	0	0	82	27.3	33.1	25 to 35	73.2	22	26.8
30/10/2025	10:00	0	4	20	56	2	2	0	0	0	0	0	0	0	0	0	0	0	0	0	0	84	26	29.2	20 to 30	90.5	4	4.8
30/10/2025	11:00	0	0	24	40	20	0	0	0	0	0	0	0	0	0	0	0	0	0	0	0	84	27.1	31.8	20 to 30	76.2	20	23.8
30/10/2025	12:00	6	4	12	26	14	2	0	0	0	0	0	0	0	0	0	0	0	0	0	0	64	25.7	32.1	25 to 35	62.5	16	25.0
30/10/2025	13:00	6	0	14	34	10	4	2	0	0	0	0	0	0	0	0	0	0	0	0	0	70	26.7	33	20 to 30	68.6	16	22.9
30/10/2025	14:00	6	12	6	28	22	0	0	0	0	0	0	0	0	0	0	0	0	0	0	0	74	25.2	32.5	25 to 35	67.6	22	29.7
30/10/2025	15:00	0	6	14	46	20	0	0	0	0	0	0	0	0	0	0	0	0	0	0	0	86	26.9	31.8	25 to 35	76.7	20	23.3
30/10/2025	16:00	0	12	20	56	28	2	4	0	0	0	0	0	0	0	0	0	0	0	0	0	122	27.3	32.9	25 to 35	68.9	34	27.9
30/10/2025	17:00	6	6	20	58	20	6	2	0	0	0	0	0	0	0	0	0	0	0	0	0	118	26.8	32.5	20 to 30	66.1	28	23.7
30/10/2025	18:00	0	4	4	44	10	6	0	0	0	0	0	0	0	0	0	0	0	0	0	0	68	28	33	25 to 35	79.4	16	23.5
30/10/2025	19:00	0	2	2	10	8	4	0	0	0	0	0	0	0	0	0	0	0	0	0	0	26	29	35	25 to 35	69.2	12	46.2
30/10/2025	20:00	0	0	6	16	4	2	0	0	0	0	0	0	0	0	0	0	0	0	0	0	28	27.6	32.5	20 to 30	78.6	6	21.4
30/10/2025	21:00	2	2	2	6	4	0	0	0	0	0	0	0	0	0	0	0	0	0	0	0	16	24.6	32.5	25 to 35	62.5	4	25.0
30/10/2025	22:00	0	0	0	10	4	0	0	0	0	0	0	0	0	0	0	0	0	0	0	0	14	28.6	32.5	25 to 35	100.0	4	28.6
30/10/2025	23:00	0	0	0	2	0	0	0	0	0	0	0	0	0	0	0	0	0	0	0	0	2	27	30	20 to 30	100.0	*	*
24 Hr Summary		34	58	198	540	244	46	10	0	0	0	0	0	0	0	0	0	0	0	0	0	1130	27	32.7	25 to 35	69.4	300	26.5

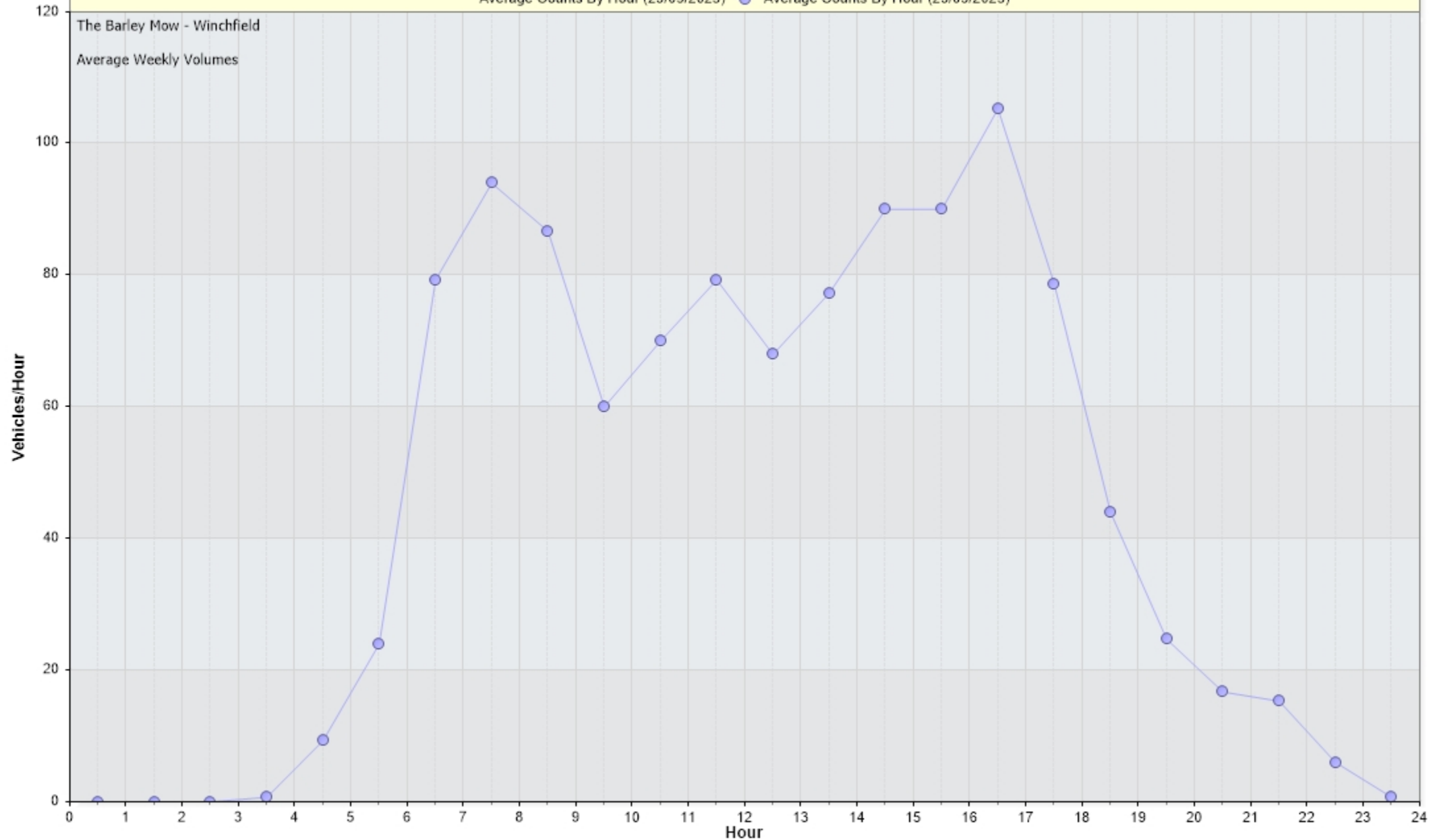
Incoming Histogram

The Barley Mow - Winchfield

from Wed-Oct-01-2025-12-00-AM to Fri-Oct-31-2025-11-59-PM

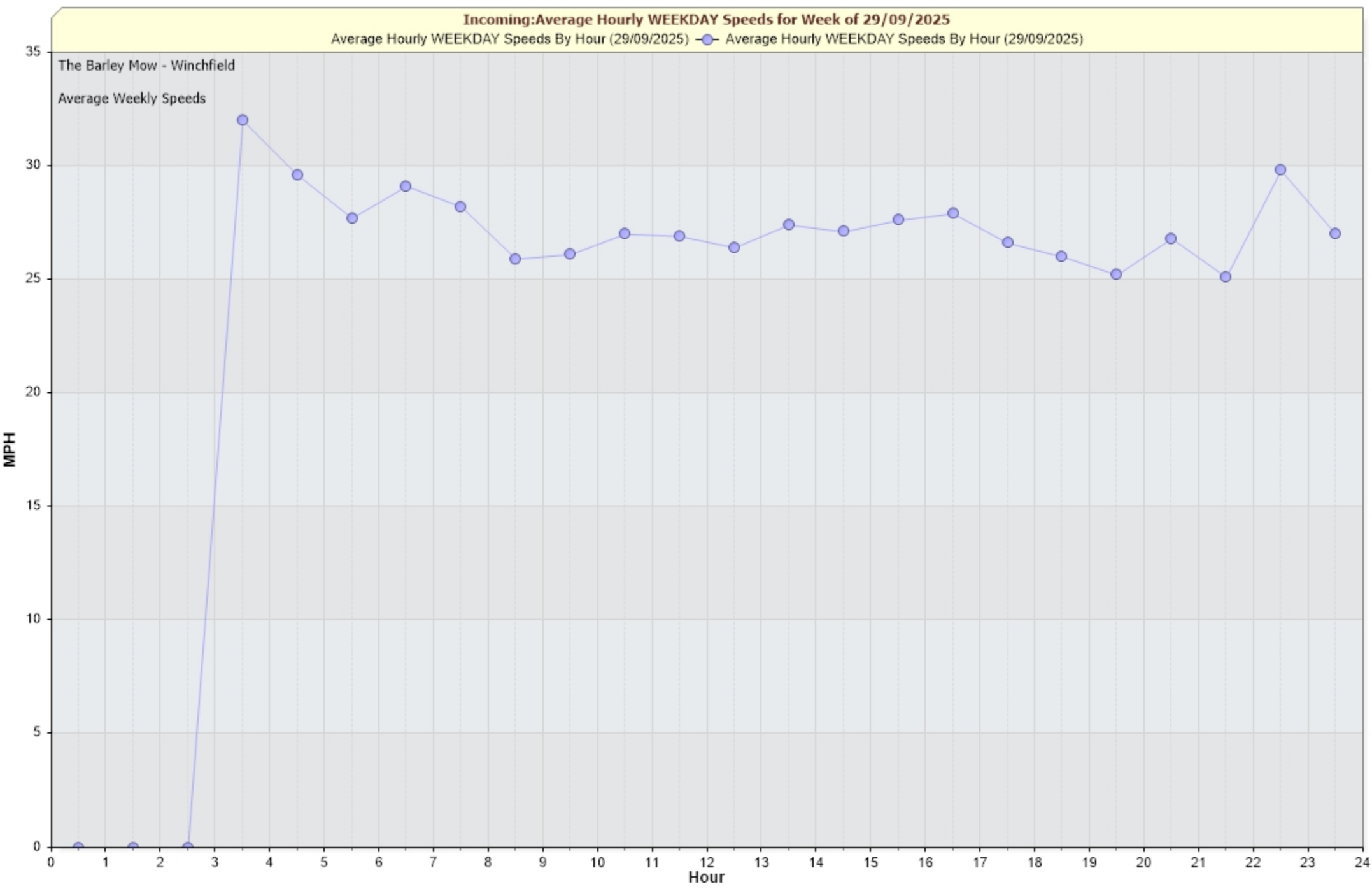
Date	Starting Hr:min	<15	15 to <20	20 to <25	25 to <30	30 to <35	35 to <40	40 to <45	45 to <50	50 to <55	55 to <60	60 to <65	65 to <70	70 to <75	75 to <80	80 to <85	85 to <90	90 to <95	95 to <100	100 to >105	Total Counts	Avg Speed (MPH)	85pet Speed	10MPH Pace	% in pace	# of Speeders	% Speeders	
31/10/2025	00:00	0	0	0	2	0	0	0	0	0	0	0	0	0	0	0	0	0	0	0	0	2	27	30	20 to 30	100.0	*	*
31/10/2025	01:00	0	0	0	0	0	0	0	0	0	0	0	0	0	0	0	0	0	0	0	0	0	0	0	*	*	*	*
31/10/2025	02:00	0	0	0	0	0	0	0	0	0	0	0	0	0	0	0	0	0	0	0	0	0	0	0	*	*	*	*
31/10/2025	03:00	0	0	0	0	0	0	0	0	0	0	0	0	0	0	0	0	0	0	0	0	0	0	0	*	*	*	*
31/10/2025	04:00	0	0	0	0	0	0	0	0	0	0	0	0	0	0	0	0	0	0	0	0	0	0	0	*	*	*	*
31/10/2025	05:00	0	0	0	4	0	0	0	0	0	0	0	0	0	0	0	0	0	0	0	0	4	27	28.8	20 to 30	100.0	*	*
31/10/2025	06:00	0	0	0	8	2	0	0	0	0	0	0	0	0	0	0	0	0	0	0	0	10	28	30	25 to 35	100.0	2	20.0
31/10/2025	07:00	0	4	10	46	26	2	0	0	0	0	0	0	0	0	0	0	0	0	0	0	88	28	32.9	25 to 35	81.8	28	31.8
31/10/2025	08:00	0	0	10	36	20	0	0	0	0	0	0	0	0	0	0	0	0	0	0	0	66	28	32.5	25 to 35	84.8	20	30.3
31/10/2025	09:00	4	2	12	30	16	2	0	0	0	0	0	0	0	0	0	0	0	0	0	0	66	26.6	32.5	25 to 35	69.7	18	27.3
31/10/2025	10:00	2	4	12	30	26	4	0	0	0	0	0	0	0	0	0	0	0	0	0	0	78	27.7	33.5	25 to 35	71.8	30	38.5
31/10/2025	11:00	8	6	4	34	24	2	2	0	0	0	0	0	0	0	0	0	0	0	0	0	80	26.9	33.3	25 to 35	72.5	28	35.0
31/10/2025	12:00	0	10	8	50	10	0	0	0	0	0	0	0	0	0	0	0	0	0	0	0	78	26.2	29.8	25 to 35	76.9	10	12.8
31/10/2025	13:00	6	2	10	28	12	4	0	0	0	0	0	0	0	0	0	0	0	0	0	0	62	26.1	32.9	25 to 35	64.5	16	25.8
31/10/2025	14:00	6	8	8	30	24	6	0	0	0	0	0	0	0	0	0	0	0	0	0	0	82	26.9	33.8	25 to 35	65.9	30	36.6
31/10/2025	15:00	0	0	16	38	24	4	2	0	0	0	0	0	0	0	0	0	0	0	0	0	84	28.5	33.5	25 to 35	73.8	30	35.7
31/10/2025	16:00	0	2	12	50	26	0	0	0	0	0	0	0	0	0	0	0	0	0	0	0	90	27.9	32.3	25 to 35	84.4	26	28.9
31/10/2025	17:00	2	10	38	26	12	0	2	0	0	0	0	0	0	0	0	0	0	0	0	0	90	24.7	30	20 to 30	71.1	14	15.6
31/10/2025	18:00	0	2	12	30	2	2	0	0	0	0	0	0	0	0	0	0	0	0	0	0	48	26.2	29.5	20 to 30	87.5	4	8.3
31/10/2025	19:00	0	2	22	20	2	0	0	0	0	0	0	0	0	0	0	0	0	0	0	0	46	24.6	28.8	20 to 30	91.3	2	4.3
31/10/2025	20:00	0	0	4	12	2	0	0	0	0	0	0	0	0	0	0	0	0	0	0	0	18	26.7	29.6	20 to 30	88.9	2	11.1
31/10/2025	21:00	0	2	6	4	2	0	0	0	0	0	0	0	0	0	0	0	0	0	0	0	14	24.1	30	20 to 30	71.4	2	14.3
31/10/2025	22:00	0	0	4	10	4	0	0	0	0	0	0	0	0	0	0	0	0	0	0	0	18	27.1	31.2	20 to 30	77.8	4	22.2
31/10/2025	23:00	0	0	0	2	2	0	0	0	0	0	0	0	0	0	0	0	0	0	0	0	4	29.5	32.5	25 to 35	100.0	2	50.0
24 Hr Summary		28	54	188	490	236	26	6	0	0	0	0	0	0	0	0	0	0	0	0	1028	26.9	32.4	25 to 35	70.6	268	26.1	

Incoming:Average Hourly Volume for Week of 29/09/2025  
Average Counts By Hour (29/09/2025) — Average Counts By Hour (29/09/2025)



Incoming:Average Hourly WEEKDAY Speeds for Week of 29/09/2025  
Average Hourly WEEKDAY Speeds By Hour (29/09/2025) — Average Hourly WEEKDAY Speeds By Hour (29/09/2025)

The Barley Mow - Winchfield  
Average Weekly Speeds



Incoming: Daily Volume for Week of 29/09/2025

Daily Vehicle Counts



Daily Vehicle Counts

The Barley Mow - Winchfield

Daily Volumes

Vehicles

1,400  
1,200  
1,000  
800  
600  
400  
200  
0

Monday

Tuesday






Wednesday

Thursday  
Day

Friday

Saturday

Sunday



Monday

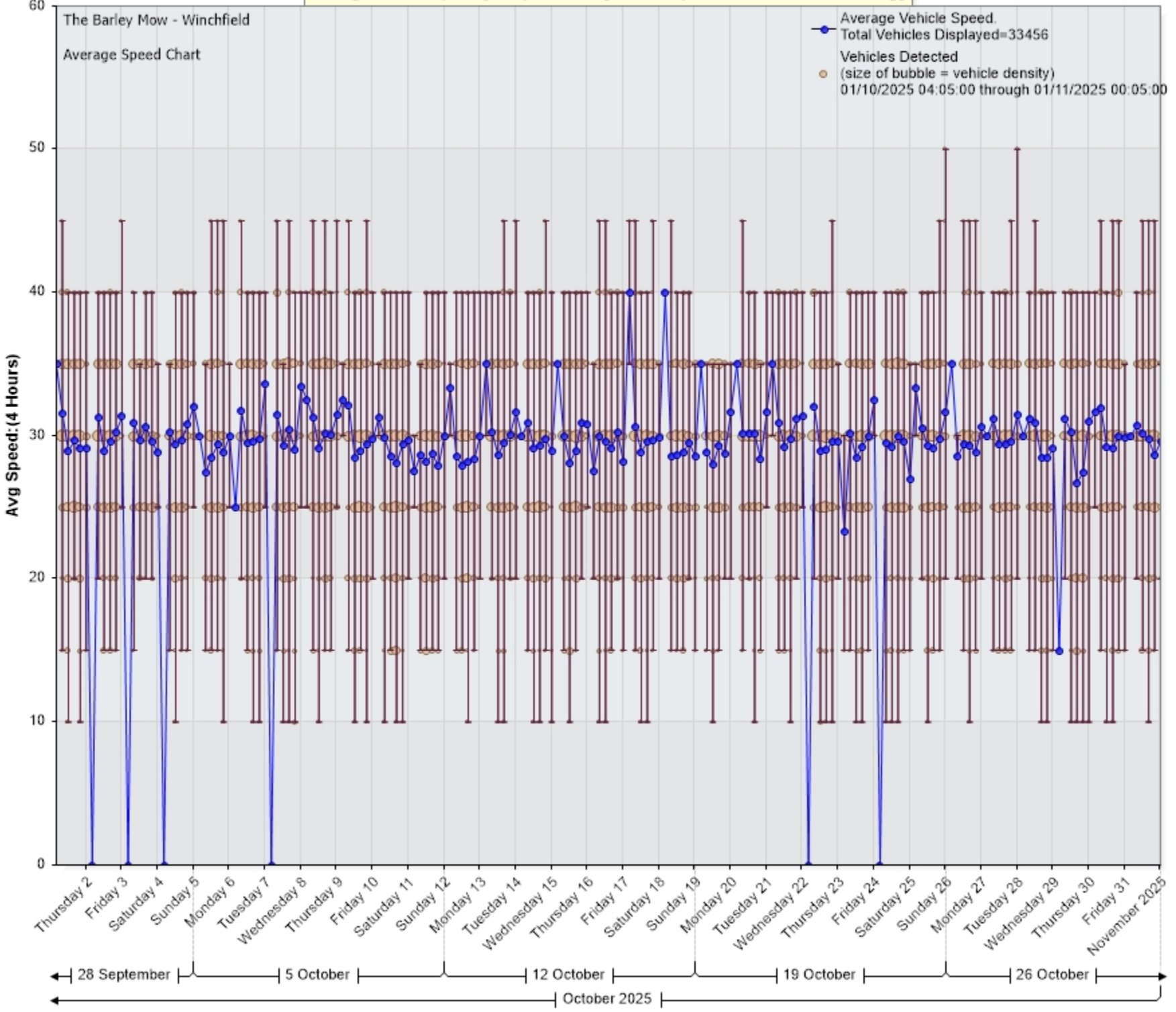
Tuesday

Wednesday

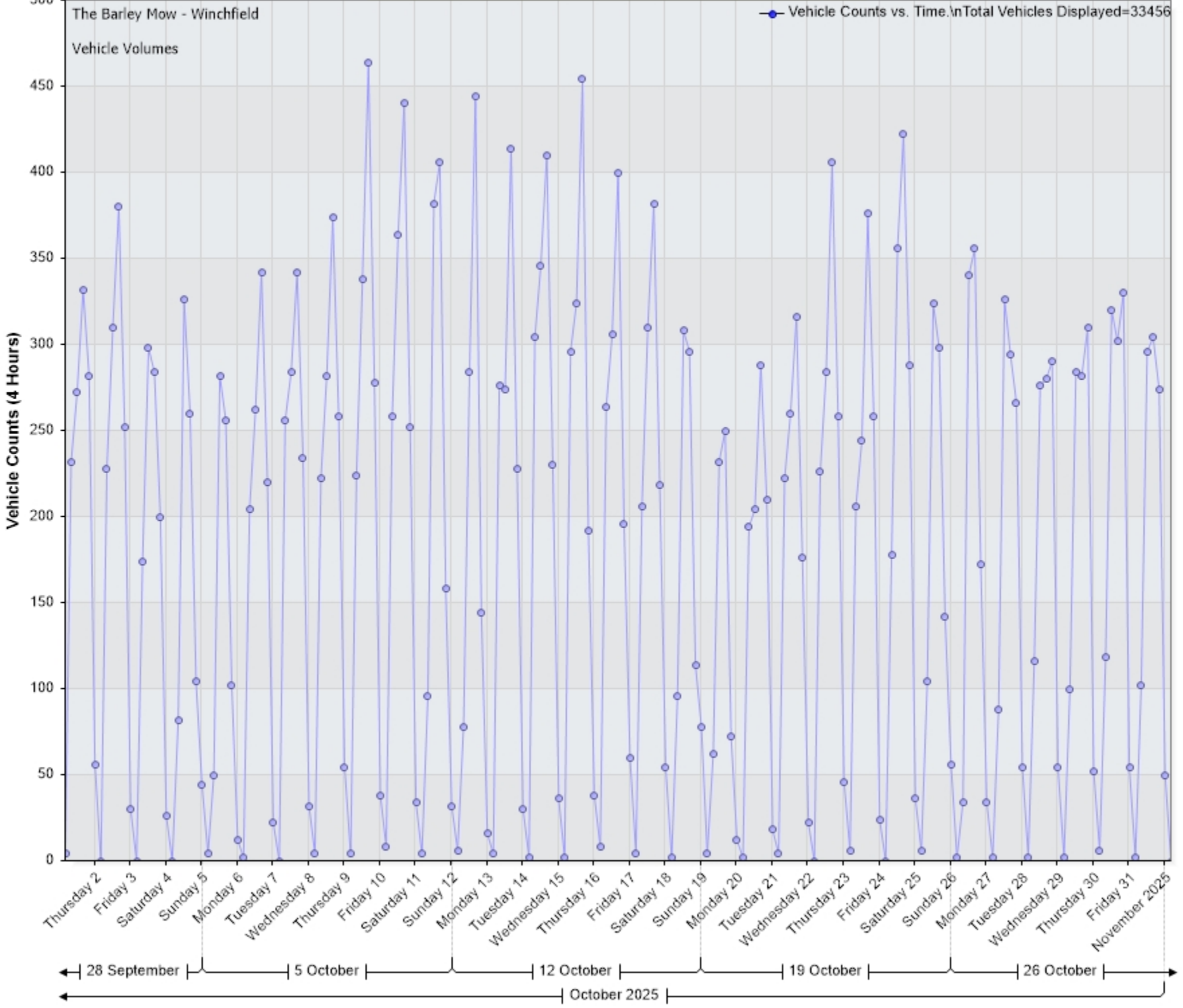
Thursday

Zoom help

### Average Vehicle Speed (MPH) vs. Time [The Barley Mow - Winchfield:Incoming]



### Vehicle Counts vs. Time [The Barley Mow - Winchfield: Incoming]



← 28 September | 5 October | 12 October | 19 October | 26 October →

← October 2025 →

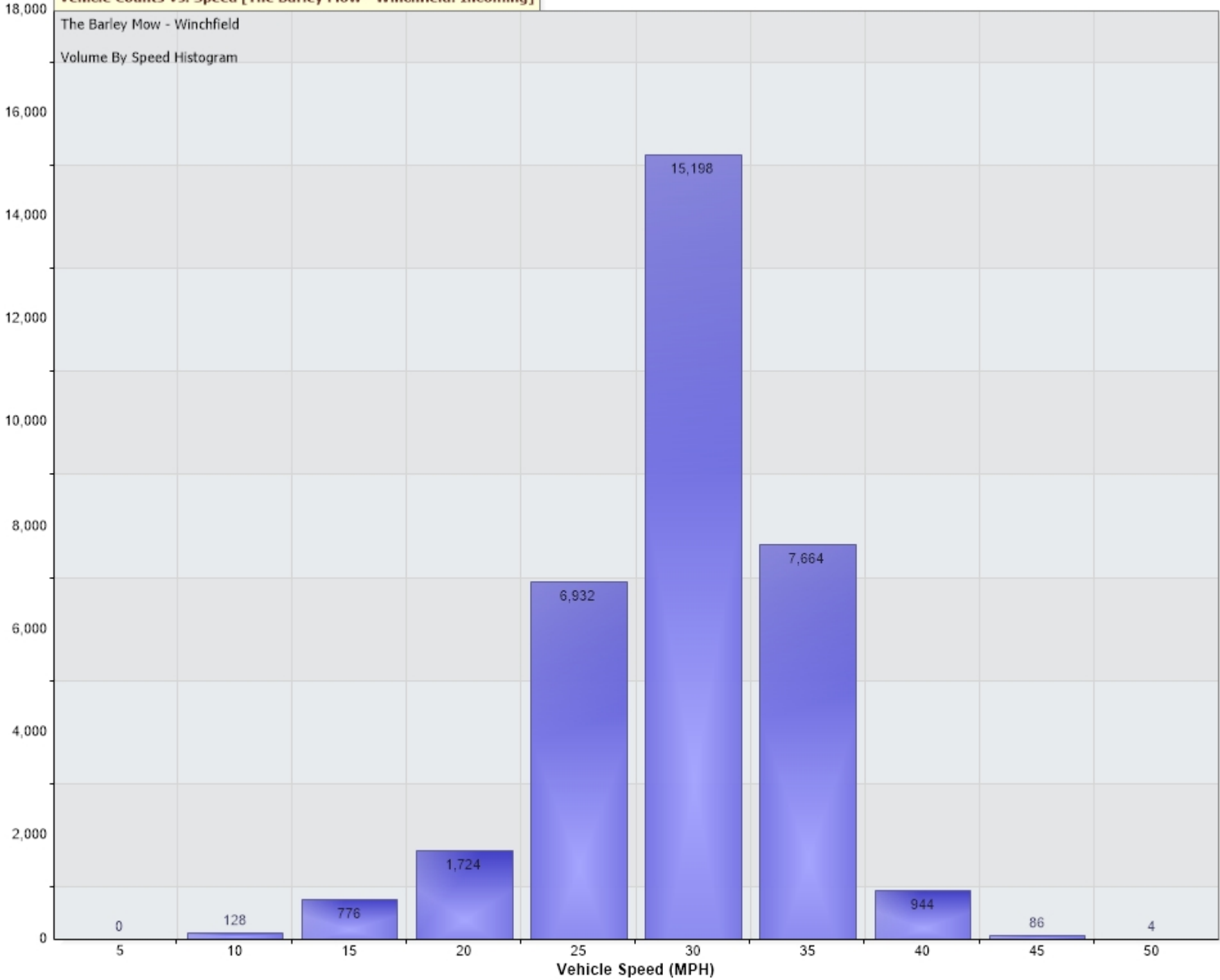
Vehicle Counts Vs. Speed [The Barley Mow - Winchfield: Incoming]

The Barley Mow - Winchfield

Volume By Speed Histogram

33,456 Counts

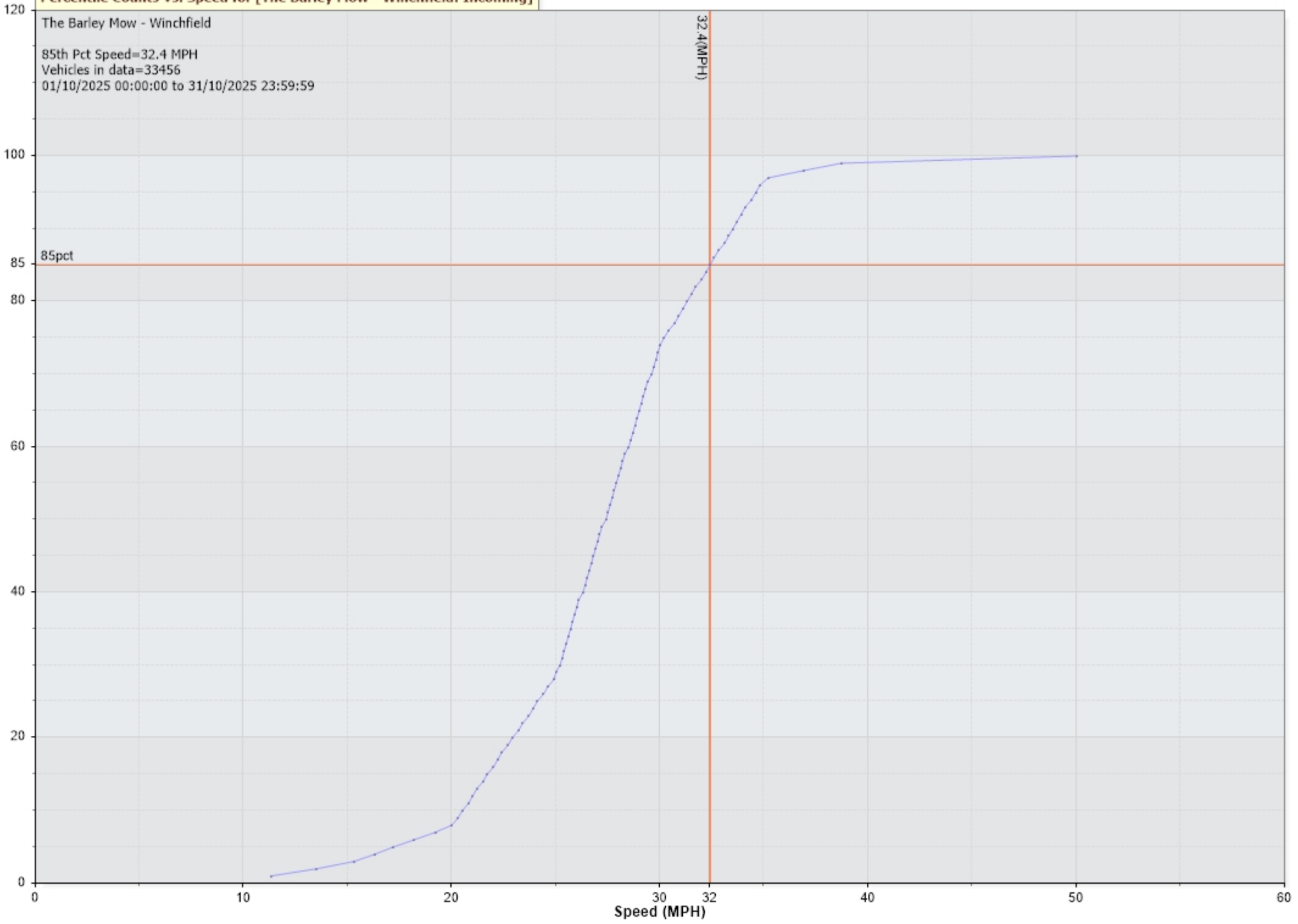
Vehicle Counts



Percentile Counts Vs. Speed for [The Barley Mow - Winchfield: Incoming]

The Barley Mow - Winchfield  
85th Pct Speed=32.4 MPH  
Vehicles in data=33456  
01/10/2025 00:00:00 to 31/10/2025 23:59:59

Percentile Counts



32.4(MPH)

85pct

Speed (MPH)