

For Project: The Barley Mow - Winchfield  
 Project Notes:  
 Location/Name: Incoming  
 Report Generated: 26/02/2026 18:42:45  
 Speed Intervals: 5 MPH  
 Time Intervals: Instant  
 Traffic Report From: 01/01/2026 00:00:00 through 31/01/2026 23:59:59  
 85th Percentile Speed: 31.3 MPH  
 85th Percentile Vehicles: 21539  
 Max Speed: 50 MPH on 26/01/2026 13:40:00  
 Total Vehicles: 25340  
 AADT: 817

## Volumes - weekly counts

Time	5 Day	7 Day
Average Daily	857	816
AM Peak	73	63
PM Peak	73	70

## Speed

Speed Limit: 30  
 85th Percentile Speed: 31.3  
 50th Percentile Speed: 26.8  
 10 MPH Pace Interval: 20.0 MPH to 30.0 MPH  
 Average Speed: 26.37

	Monday	Tuesday	Wednesday	Thursday	Friday	Saturday	Sunday
Count over limit	755	667	499	783	921	807	584
% over limit	20.6	19.7	15.1	19.1	21.0	20.6	22.7
Avg Speeder	33.1	33.0	32.9	32.8	33.0	33.2	33.0
Avg Speed	17.2	16.8	16.3	17.0	17.2	17.7	19.1

Day/Time Ending	85th pctl (MPH)	85th pctl cnts	Total Cnts	Max Speed	Avg Speeder	% Speeders	Avg Speed
01/01/2026 01:00:00	32.5	3	4	35	32.5	50.0%	27.0
01/01/2026 02:00:00	32.5	5	6	35	32.5	33.3%	28.7
01/01/2026 03:00:00	32.5	3	4	35	32.5	50.0%	29.5
01/01/2026 04:00:00	35.0	2	2	35	32.5	100.0%	32.0
01/01/2026 05:00:00	30.0	2	2	30	0.0	0.0%	27.0
01/01/2026 06:00:00	0.0	0	0	0	0.0	0.0%	0.0
01/01/2026 07:00:00	29.2	5	6	30	0.0	0.0%	27.0
01/01/2026 08:00:00	32.5	10	12	35	32.5	33.3%	27.8
01/01/2026 09:00:00	29.5	17	20	35	32.5	10.0%	24.0
01/01/2026 10:00:00	31.9	27	32	35	32.5	25.0%	24.9
01/01/2026 11:00:00	31.7	68	80	35	32.5	22.5%	26.1
01/01/2026 12:00:00	28.8	65	76	35	32.5	5.3%	22.5
01/01/2026 13:00:00	30.4	83	98	40	33.1	16.3%	24.0
01/01/2026 14:00:00	28.8	97	114	35	32.5	5.3%	24.1
01/01/2026 15:00:00	29.3	60	70	45	35.8	8.6%	23.7
01/01/2026 16:00:00	30.9	71	84	35	32.5	19.0%	24.5
01/01/2026 17:00:00	29.6	44	52	35	32.5	11.5%	24.0
01/01/2026 18:00:00	35.0	14	16	40	35.0	25.0%	27.6
01/01/2026 19:00:00	32.5	19	22	35	32.5	27.3%	27.2
01/01/2026 20:00:00	34.2	17	20	45	35.0	40.0%	27.1
01/01/2026 21:00:00	34.2	5	6	35	32.5	100.0%	32.0
01/01/2026 22:00:00	30.0	2	2	30	0.0	0.0%	27.0
01/01/2026 23:00:00	27.5	3	4	30	0.0	0.0%	22.0
02/01/2026 00:00:00	32.5	5	6	35	32.5	33.3%	28.7
02/01/2026 01:00:00	35.0	2	2	35	32.5	100.0%	32.0
02/01/2026 02:00:00	0.0	0	0	0	0.0	0.0%	0.0
02/01/2026 03:00:00	0.0	0	0	0	0.0	0.0%	0.0
02/01/2026 04:00:00	25.0	2	2	25	0.0	0.0%	22.0
02/01/2026 05:00:00	0.0	0	0	0	0.0	0.0%	0.0
02/01/2026 06:00:00	33.8	3	4	35	32.5	100.0%	32.0
02/01/2026 07:00:00	32.5	5	6	35	32.5	33.3%	28.7
02/01/2026 08:00:00	34.5	17	20	40	33.3	60.0%	29.7
02/01/2026 09:00:00	33.0	34	40	40	33.3	30.0%	28.5
02/01/2026 10:00:00	30.5	53	62	35	32.5	16.1%	26.3
02/01/2026 11:00:00	29.4	66	78	40	34.2	7.7%	26.1
02/01/2026 12:00:00	31.6	61	72	35	32.5	22.2%	27.0
02/01/2026 13:00:00	31.2	68	80	35	32.5	20.0%	27.0
02/01/2026 14:00:00	31.9	61	72	35	32.5	25.0%	26.6
02/01/2026 15:00:00	31.1	73	86	40	33.1	18.6%	26.4
02/01/2026 16:00:00	31.9	61	72	35	32.5	25.0%	26.2
02/01/2026 17:00:00	29.8	54	64	35	32.5	12.5%	26.8
02/01/2026 18:00:00	32.5	51	60	40	33.1	26.7%	27.1
02/01/2026 19:00:00	30.8	27	32	35	32.5	18.8%	23.8
02/01/2026 20:00:00	30.8	29	34	35	32.5	17.6%	27.2
02/01/2026 21:00:00	30.0	8	10	35	32.5	20.0%	27.2
02/01/2026 22:00:00	30.0	10	12	35	32.5	16.7%	27.0
02/01/2026 23:00:00	32.5	10	12	35	32.5	33.3%	23.7

Incoming Summary  
The Barley Mow - Winchfield

from Thu-Jan-01-2026-12-00-AM to Sat-Jan-31-2026-11-59-PM

03/01/2026 00:00:00	30.0	2	2	30	0.0	0.0%	27.0
03/01/2026 01:00:00	25.0	2	2	25	0.0	0.0%	22.0
03/01/2026 02:00:00	0.0	0	0	0	0.0	0.0%	0.0
03/01/2026 03:00:00	0.0	0	0	0	0.0	0.0%	0.0
03/01/2026 04:00:00	0.0	0	0	0	0.0	0.0%	0.0
03/01/2026 05:00:00	0.0	0	0	0	0.0	0.0%	0.0
03/01/2026 06:00:00	0.0	0	0	0	0.0	0.0%	0.0
03/01/2026 07:00:00	29.2	5	6	30	0.0	0.0%	27.0
03/01/2026 08:00:00	33.3	14	16	35	32.5	37.5%	25.8
03/01/2026 09:00:00	29.1	39	46	35	32.5	8.7%	24.3
03/01/2026 10:00:00	28.9	34	40	35	32.5	5.0%	24.1
03/01/2026 11:00:00	29.6	58	68	35	32.5	11.8%	24.1
03/01/2026 12:00:00	31.4	66	78	40	33.1	20.5%	25.7
03/01/2026 13:00:00	32.0	75	88	35	32.5	25.0%	27.2
03/01/2026 14:00:00	31.1	73	86	40	33.1	18.6%	26.0
03/01/2026 15:00:00	31.4	71	84	35	32.5	21.4%	25.9
03/01/2026 16:00:00	31.0	46	54	35	32.5	18.5%	25.4
03/01/2026 17:00:00	31.2	36	42	35	32.5	19.0%	24.1
03/01/2026 18:00:00	32.5	42	50	40	34.2	24.0%	26.5
03/01/2026 19:00:00	33.0	36	42	40	33.3	28.6%	26.7
03/01/2026 20:00:00	34.7	29	34	40	33.4	64.7%	29.9
03/01/2026 21:00:00	32.5	8	10	35	32.5	40.0%	28.0
03/01/2026 22:00:00	37.5	5	6	40	35.0	66.7%	32.0
03/01/2026 23:00:00	32.5	12	14	35	32.5	28.6%	27.7
04/01/2026 00:00:00	30.0	10	12	40	37.5	16.7%	27.8
04/01/2026 01:00:00	25.0	2	2	25	0.0	0.0%	22.0
04/01/2026 02:00:00	30.0	2	2	30	0.0	0.0%	27.0
04/01/2026 03:00:00	0.0	0	0	0	0.0	0.0%	0.0
04/01/2026 04:00:00	25.0	2	2	25	0.0	0.0%	22.0
04/01/2026 05:00:00	0.0	0	0	0	0.0	0.0%	0.0
04/01/2026 06:00:00	0.0	0	0	0	0.0	0.0%	0.0
04/01/2026 07:00:00	32.5	7	8	35	32.5	25.0%	27.0
04/01/2026 08:00:00	29.0	10	12	30	0.0	0.0%	26.3
04/01/2026 09:00:00	28.8	14	16	30	0.0	0.0%	23.9
04/01/2026 10:00:00	28.8	31	36	30	0.0	0.0%	24.5
04/01/2026 11:00:00	31.4	54	64	35	32.5	21.9%	27.0
04/01/2026 12:00:00	31.9	60	70	35	32.5	22.9%	25.9
04/01/2026 13:00:00	29.5	51	60	35	32.5	10.0%	25.1
04/01/2026 14:00:00	32.1	60	70	40	33.1	22.9%	27.2
04/01/2026 15:00:00	31.9	60	70	35	32.5	22.9%	25.4
04/01/2026 16:00:00	30.0	56	66	35	32.5	15.2%	24.9
04/01/2026 17:00:00	31.4	60	70	35	32.5	20.0%	26.1
04/01/2026 18:00:00	34.1	29	34	40	33.1	52.9%	30.1
04/01/2026 19:00:00	31.7	26	30	35	32.5	20.0%	27.9
04/01/2026 20:00:00	40.0	14	16	45	36.3	50.0%	30.1
04/01/2026 21:00:00	28.8	5	6	30	0.0	0.0%	25.3
04/01/2026 22:00:00	28.8	3	4	30	0.0	0.0%	27.5
04/01/2026 23:00:00	32.5	3	4	35	32.5	50.0%	27.0

Incoming Summary  
The Barley Mow - Winchfield

from Thu-Jan-01-2026-12-00-AM to Sat-Jan-31-2026-11-59-PM

05/01/2026 00:00:00	37.5	7	8	40	37.5	25.0%	28.3
05/01/2026 01:00:00	25.0	2	2	25	0.0	0.0%	22.0
05/01/2026 02:00:00	0.0	0	0	0	0.0	0.0%	0.0
05/01/2026 03:00:00	0.0	0	0	0	0.0	0.0%	0.0
05/01/2026 04:00:00	0.0	0	0	0	0.0	0.0%	0.0
05/01/2026 05:00:00	0.0	0	0	0	0.0	0.0%	0.0
05/01/2026 06:00:00	22.5	3	4	25	0.0	0.0%	19.5
05/01/2026 07:00:00	28.3	20	24	35	32.5	8.3%	22.4
05/01/2026 08:00:00	28.3	48	56	35	32.5	7.1%	21.8
05/01/2026 09:00:00	26.6	61	72	30	0.0	0.0%	21.5
05/01/2026 10:00:00	27.0	46	54	35	32.5	3.7%	22.1
05/01/2026 11:00:00	26.8	49	58	30	0.0	0.0%	21.6
05/01/2026 12:00:00	27.9	36	42	30	0.0	0.0%	23.2
05/01/2026 13:00:00	27.9	68	80	35	32.5	2.5%	23.7
05/01/2026 14:00:00	29.5	46	54	40	34.2	11.1%	25.0
05/01/2026 15:00:00	29.3	41	48	35	32.5	8.3%	24.9
05/01/2026 16:00:00	29.2	83	98	35	32.5	6.1%	25.2
05/01/2026 17:00:00	29.4	75	88	35	32.5	9.1%	25.4
05/01/2026 18:00:00	29.4	60	70	35	32.5	8.6%	25.0
05/01/2026 19:00:00	31.5	39	46	35	32.5	21.7%	26.1
05/01/2026 20:00:00	29.2	27	32	40	37.5	6.3%	26.0
05/01/2026 21:00:00	33.8	17	20	40	34.2	30.0%	27.2
05/01/2026 22:00:00	30.0	10	12	40	37.5	16.7%	25.5
05/01/2026 23:00:00	28.8	3	4	30	0.0	0.0%	27.0
06/01/2026 00:00:00	27.5	3	4	30	0.0	0.0%	24.5
06/01/2026 01:00:00	0.0	0	0	0	0.0	0.0%	0.0
06/01/2026 02:00:00	0.0	0	0	0	0.0	0.0%	0.0
06/01/2026 03:00:00	0.0	0	0	0	0.0	0.0%	0.0
06/01/2026 04:00:00	0.0	0	0	0	0.0	0.0%	0.0
06/01/2026 05:00:00	17.5	3	4	20	0.0	0.0%	12.0
06/01/2026 06:00:00	32.5	7	8	35	32.5	25.0%	27.0
06/01/2026 07:00:00	30.0	26	30	35	32.5	13.3%	26.9
06/01/2026 08:00:00	31.8	51	60	35	32.5	23.3%	27.0
06/01/2026 09:00:00	29.3	61	72	40	35.0	5.6%	26.4
06/01/2026 10:00:00	28.8	56	66	35	32.5	6.1%	24.2
06/01/2026 11:00:00	26.8	49	58	30	0.0	0.0%	21.6
06/01/2026 12:00:00	28.4	39	46	35	32.5	4.3%	23.0
06/01/2026 13:00:00	29.5	53	62	35	32.5	9.7%	24.7
06/01/2026 14:00:00	29.3	46	54	35	32.5	7.4%	25.6
06/01/2026 15:00:00	32.1	39	46	35	32.5	26.1%	26.0
06/01/2026 16:00:00	28.4	88	104	35	32.5	3.8%	23.7
06/01/2026 17:00:00	29.8	80	94	40	33.3	12.8%	25.9
06/01/2026 18:00:00	32.0	60	70	40	33.9	20.0%	27.4
06/01/2026 19:00:00	32.9	34	40	35	32.5	35.0%	28.5
06/01/2026 20:00:00	31.7	24	28	35	32.5	21.4%	25.7
06/01/2026 21:00:00	32.5	10	12	35	32.5	33.3%	28.8
06/01/2026 22:00:00	30.0	8	10	35	32.5	20.0%	28.0
06/01/2026 23:00:00	27.5	3	4	30	0.0	0.0%	22.0

Incoming Summary  
The Barley Mow - Winchfield

from Thu-Jan-01-2026-12-00-AM to Sat-Jan-31-2026-11-59-PM

07/01/2026 00:00:00	25.0	2	2	25	0.0	0.0%	22.0
07/01/2026 01:00:00	0.0	0	0	0	0.0	0.0%	0.0
07/01/2026 02:00:00	0.0	0	0	0	0.0	0.0%	0.0
07/01/2026 03:00:00	0.0	0	0	0	0.0	0.0%	0.0
07/01/2026 04:00:00	0.0	0	0	0	0.0	0.0%	0.0
07/01/2026 05:00:00	20.0	2	2	20	0.0	0.0%	17.0
07/01/2026 06:00:00	32.5	7	8	35	32.5	25.0%	28.3
07/01/2026 07:00:00	30.0	24	28	35	32.5	14.3%	26.4
07/01/2026 08:00:00	28.6	54	64	35	32.5	3.1%	24.3
07/01/2026 09:00:00	27.5	60	70	30	0.0	0.0%	21.9
07/01/2026 10:00:00	28.5	44	52	30	0.0	0.0%	24.0
07/01/2026 11:00:00	28.6	48	56	35	32.5	3.6%	24.4
07/01/2026 12:00:00	28.8	41	48	35	32.5	4.2%	24.1
07/01/2026 13:00:00	29.0	76	90	35	32.5	4.4%	25.1
07/01/2026 14:00:00	29.4	46	54	35	32.5	7.4%	25.6
07/01/2026 15:00:00	32.7	54	64	35	32.5	34.4%	27.1
07/01/2026 16:00:00	29.9	73	86	35	32.5	14.0%	26.4
07/01/2026 17:00:00	29.4	60	70	35	32.5	8.6%	25.3
07/01/2026 18:00:00	31.7	66	78	35	32.5	23.1%	25.6
07/01/2026 19:00:00	30.0	42	50	35	32.5	16.0%	26.0
07/01/2026 20:00:00	29.8	37	44	35	32.5	13.6%	26.5
07/01/2026 21:00:00	28.3	14	16	30	0.0	0.0%	23.4
07/01/2026 22:00:00	30.0	8	10	35	32.5	20.0%	26.2
07/01/2026 23:00:00	29.2	5	6	30	0.0	0.0%	27.0
08/01/2026 00:00:00	25.0	2	2	25	0.0	0.0%	22.0
08/01/2026 01:00:00	0.0	0	0	0	0.0	0.0%	0.0
08/01/2026 02:00:00	30.0	2	2	30	0.0	0.0%	27.0
08/01/2026 03:00:00	0.0	0	0	0	0.0	0.0%	0.0
08/01/2026 04:00:00	27.5	3	4	30	0.0	0.0%	22.0
08/01/2026 05:00:00	35.0	2	2	35	32.5	100.0%	32.0
08/01/2026 06:00:00	33.8	8	10	35	32.5	80.0%	30.2
08/01/2026 07:00:00	32.5	22	26	45	35.8	23.1%	28.8
08/01/2026 08:00:00	33.4	65	76	40	33.3	34.2%	28.6
08/01/2026 09:00:00	33.0	65	76	35	32.5	36.8%	28.0
08/01/2026 10:00:00	32.0	73	86	35	32.5	25.6%	26.9
08/01/2026 11:00:00	31.5	90	106	40	33.0	20.8%	26.7
08/01/2026 12:00:00	29.2	46	54	35	32.5	7.4%	24.9
08/01/2026 13:00:00	32.0	68	80	35	32.5	25.0%	26.8
08/01/2026 14:00:00	31.9	63	74	35	32.5	24.3%	26.4
08/01/2026 15:00:00	31.8	63	74	40	33.1	21.6%	26.5
08/01/2026 16:00:00	29.5	66	78	35	32.5	7.7%	26.3
08/01/2026 17:00:00	29.5	51	60	35	32.5	6.7%	26.4
08/01/2026 18:00:00	30.8	60	70	35	32.5	17.1%	26.5
08/01/2026 19:00:00	30.0	32	38	35	32.5	15.8%	24.5
08/01/2026 20:00:00	35.0	12	14	40	35.0	28.6%	29.4
08/01/2026 21:00:00	30.0	8	10	35	32.5	20.0%	26.0
08/01/2026 22:00:00	32.5	5	6	35	32.5	33.3%	23.7
08/01/2026 23:00:00	29.2	7	8	30	0.0	0.0%	25.8

Incoming Summary  
The Barley Mow - Winchfield

from Thu-Jan-01-2026-12-00-AM to Sat-Jan-31-2026-11-59-PM

09/01/2026 00:00:00	37.5	5	6	40	35.0	66.7%	32.0
09/01/2026 01:00:00	0.0	0	0	0	0.0	0.0%	0.0
09/01/2026 02:00:00	0.0	0	0	0	0.0	0.0%	0.0
09/01/2026 03:00:00	0.0	0	0	0	0.0	0.0%	0.0
09/01/2026 04:00:00	0.0	0	0	0	0.0	0.0%	0.0
09/01/2026 05:00:00	0.0	0	0	0	0.0	0.0%	0.0
09/01/2026 06:00:00	32.5	7	8	35	32.5	25.0%	28.5
09/01/2026 07:00:00	29.6	15	18	45	42.5	11.1%	28.2
09/01/2026 08:00:00	32.1	42	50	35	32.5	28.0%	26.8
09/01/2026 09:00:00	31.9	65	76	35	32.5	23.7%	27.3
09/01/2026 10:00:00	30.0	44	52	35	32.5	15.4%	25.3
09/01/2026 11:00:00	29.7	58	68	40	33.8	11.8%	25.8
09/01/2026 12:00:00	30.0	56	66	40	33.5	15.2%	26.6
09/01/2026 13:00:00	31.7	42	50	35	32.5	24.0%	26.6
09/01/2026 14:00:00	31.4	66	78	40	33.1	20.5%	26.1
09/01/2026 15:00:00	32.0	78	92	45	33.4	23.9%	25.2
09/01/2026 16:00:00	31.8	61	72	40	33.1	22.2%	27.0
09/01/2026 17:00:00	29.7	73	86	35	32.5	11.6%	26.7
09/01/2026 18:00:00	30.8	60	70	35	32.5	17.1%	26.1
09/01/2026 19:00:00	32.1	39	46	35	32.5	26.1%	27.2
09/01/2026 20:00:00	32.0	36	42	35	32.5	23.8%	26.7
09/01/2026 21:00:00	35.0	20	24	40	34.2	50.0%	30.5
09/01/2026 22:00:00	32.5	12	14	35	32.5	28.6%	27.7
09/01/2026 23:00:00	33.8	17	20	40	34.2	30.0%	27.6
10/01/2026 00:00:00	23.8	3	4	25	0.0	0.0%	22.0
10/01/2026 01:00:00	0.0	0	0	0	0.0	0.0%	0.0
10/01/2026 02:00:00	30.0	2	2	30	0.0	0.0%	27.0
10/01/2026 03:00:00	40.0	2	2	40	37.5	100.0%	37.0
10/01/2026 04:00:00	0.0	0	0	0	0.0	0.0%	0.0
10/01/2026 05:00:00	0.0	0	0	0	0.0	0.0%	0.0
10/01/2026 06:00:00	0.0	0	0	0	0.0	0.0%	0.0
10/01/2026 07:00:00	30.0	8	10	35	32.5	20.0%	28.0
10/01/2026 08:00:00	33.3	14	16	35	32.5	37.5%	27.1
10/01/2026 09:00:00	32.5	34	40	40	33.5	25.0%	27.3
10/01/2026 10:00:00	31.8	49	58	35	32.5	24.1%	26.8
10/01/2026 11:00:00	32.5	63	74	40	33.0	27.0%	27.4
10/01/2026 12:00:00	29.9	95	112	45	35.0	14.3%	25.4
10/01/2026 13:00:00	30.8	78	92	40	33.8	17.4%	25.8
10/01/2026 14:00:00	29.9	75	88	40	33.3	13.6%	25.1
10/01/2026 15:00:00	31.1	65	76	35	32.5	18.4%	24.6
10/01/2026 16:00:00	29.8	102	120	35	32.5	13.3%	25.0
10/01/2026 17:00:00	28.3	44	52	40	37.5	3.8%	23.6
10/01/2026 18:00:00	32.5	27	32	40	33.8	25.0%	27.5
10/01/2026 19:00:00	35.0	24	28	40	35.8	21.4%	27.1
10/01/2026 20:00:00	35.0	12	14	40	33.8	57.1%	30.7
10/01/2026 21:00:00	30.0	12	14	35	32.5	14.3%	24.9
10/01/2026 22:00:00	33.8	20	24	40	33.5	41.7%	28.4
10/01/2026 23:00:00	30.0	12	14	35	32.5	14.3%	27.1

Incoming Summary  
The Barley Mow - Winchfield

from Thu-Jan-01-2026-12-00-AM to Sat-Jan-31-2026-11-59-PM

11/01/2026 00:00:00	18.8	3	4	20	0.0	0.0%	17.0
11/01/2026 01:00:00	30.0	10	12	35	32.5	16.7%	27.2
11/01/2026 02:00:00	30.0	2	2	30	0.0	0.0%	27.0
11/01/2026 03:00:00	0.0	0	0	0	0.0	0.0%	0.0
11/01/2026 04:00:00	0.0	0	0	0	0.0	0.0%	0.0
11/01/2026 05:00:00	0.0	0	0	0	0.0	0.0%	0.0
11/01/2026 06:00:00	0.0	0	0	0	0.0	0.0%	0.0
11/01/2026 07:00:00	32.5	7	8	35	32.5	25.0%	25.8
11/01/2026 08:00:00	27.5	10	12	30	0.0	0.0%	23.0
11/01/2026 09:00:00	33.3	24	28	40	33.8	28.6%	28.6
11/01/2026 10:00:00	31.2	32	38	35	32.5	21.1%	25.9
11/01/2026 11:00:00	30.0	58	68	35	32.5	14.7%	26.4
11/01/2026 12:00:00	33.2	53	62	40	33.6	29.0%	26.4
11/01/2026 13:00:00	31.1	63	74	35	32.5	18.9%	26.3
11/01/2026 14:00:00	32.1	54	64	40	33.1	25.0%	25.2
11/01/2026 15:00:00	28.8	44	52	30	0.0	0.0%	25.2
11/01/2026 16:00:00	31.5	39	46	35	32.5	21.7%	27.0
11/01/2026 17:00:00	33.8	19	22	40	34.2	27.3%	25.7
11/01/2026 18:00:00	32.5	17	20	40	35.0	20.0%	26.5
11/01/2026 19:00:00	32.5	17	20	40	35.0	20.0%	26.1
11/01/2026 20:00:00	31.2	15	18	35	32.5	22.2%	27.8
11/01/2026 21:00:00	33.8	5	6	35	32.5	66.7%	28.7
11/01/2026 22:00:00	25.0	2	2	25	0.0	0.0%	22.0
11/01/2026 23:00:00	30.0	2	2	30	0.0	0.0%	27.0
12/01/2026 00:00:00	0.0	0	0	0	0.0	0.0%	0.0
12/01/2026 01:00:00	0.0	0	0	0	0.0	0.0%	0.0
12/01/2026 02:00:00	0.0	0	0	0	0.0	0.0%	0.0
12/01/2026 03:00:00	0.0	0	0	0	0.0	0.0%	0.0
12/01/2026 04:00:00	32.5	3	4	35	32.5	50.0%	27.0
12/01/2026 05:00:00	0.0	0	0	0	0.0	0.0%	0.0
12/01/2026 06:00:00	34.2	7	8	35	32.5	75.0%	30.8
12/01/2026 07:00:00	34.2	15	18	45	35.0	44.4%	30.4
12/01/2026 08:00:00	32.2	68	80	40	33.0	25.0%	27.7
12/01/2026 09:00:00	33.0	65	76	40	32.9	31.6%	28.0
12/01/2026 10:00:00	32.9	53	62	40	33.8	25.8%	26.6
12/01/2026 11:00:00	32.8	42	50	35	32.5	36.0%	27.0
12/01/2026 12:00:00	31.4	58	68	35	32.5	20.6%	25.8
12/01/2026 13:00:00	30.6	39	46	35	32.5	17.4%	26.5
12/01/2026 14:00:00	32.1	63	74	45	34.4	21.6%	27.1
12/01/2026 15:00:00	32.5	60	70	40	33.1	25.7%	26.1
12/01/2026 16:00:00	31.1	92	108	40	33.0	18.5%	26.3
12/01/2026 17:00:00	32.5	65	76	40	33.0	26.3%	27.3
12/01/2026 18:00:00	33.0	61	72	40	32.9	33.3%	27.8
12/01/2026 19:00:00	33.6	56	66	40	32.8	45.5%	28.3
12/01/2026 20:00:00	33.3	32	38	40	34.5	26.3%	26.8
12/01/2026 21:00:00	33.1	17	20	35	32.5	40.0%	28.2
12/01/2026 22:00:00	29.4	7	8	30	0.0	0.0%	27.0
12/01/2026 23:00:00	32.5	12	14	35	32.5	28.6%	27.0

Incoming Summary  
The Barley Mow - Winchfield

from Thu-Jan-01-2026-12-00-AM to Sat-Jan-31-2026-11-59-PM

13/01/2026 00:00:00	0.0	0	0	0	0.0	0.0%	0.0
13/01/2026 01:00:00	30.0	2	2	30	0.0	0.0%	27.0
13/01/2026 02:00:00	0.0	0	0	0	0.0	0.0%	0.0
13/01/2026 03:00:00	0.0	0	0	0	0.0	0.0%	0.0
13/01/2026 04:00:00	0.0	0	0	0	0.0	0.0%	0.0
13/01/2026 05:00:00	28.8	3	4	30	0.0	0.0%	27.0
13/01/2026 06:00:00	33.3	8	10	35	32.5	60.0%	30.2
13/01/2026 07:00:00	33.8	32	38	45	33.6	47.4%	29.4
13/01/2026 08:00:00	31.9	87	102	35	32.5	23.5%	27.4
13/01/2026 09:00:00	33.4	88	104	40	33.0	40.4%	28.7
13/01/2026 10:00:00	29.5	54	64	35	32.5	9.4%	26.2
13/01/2026 11:00:00	29.9	65	76	40	33.5	13.2%	25.6
13/01/2026 12:00:00	30.0	46	54	35	32.5	14.8%	26.1
13/01/2026 13:00:00	30.7	68	80	35	32.5	17.5%	25.7
13/01/2026 14:00:00	28.8	49	58	30	0.0	0.0%	25.2
13/01/2026 15:00:00	31.4	58	68	35	32.5	20.6%	26.7
13/01/2026 16:00:00	31.0	58	68	40	33.3	17.6%	26.9
13/01/2026 17:00:00	30.8	58	68	35	32.5	17.6%	27.0
13/01/2026 18:00:00	31.9	60	70	35	32.5	22.9%	26.3
13/01/2026 19:00:00	31.0	48	56	35	32.5	17.9%	26.1
13/01/2026 20:00:00	33.1	27	32	40	33.5	31.3%	27.7
13/01/2026 21:00:00	32.5	27	32	35	32.5	31.3%	28.2
13/01/2026 22:00:00	28.8	19	22	35	32.5	9.1%	22.5
13/01/2026 23:00:00	28.8	5	6	30	0.0	0.0%	25.3
14/01/2026 00:00:00	32.5	3	4	35	32.5	50.0%	27.0
14/01/2026 01:00:00	30.0	2	2	30	0.0	0.0%	27.0
14/01/2026 02:00:00	0.0	0	0	0	0.0	0.0%	0.0
14/01/2026 03:00:00	0.0	0	0	0	0.0	0.0%	0.0
14/01/2026 04:00:00	0.0	0	0	0	0.0	0.0%	0.0
14/01/2026 05:00:00	0.0	0	0	0	0.0	0.0%	0.0
14/01/2026 06:00:00	33.8	5	6	35	32.5	66.7%	30.3
14/01/2026 07:00:00	29.7	15	18	35	32.5	11.1%	27.9
14/01/2026 08:00:00	29.2	66	78	35	32.5	7.7%	25.0
14/01/2026 09:00:00	29.9	116	136	35	32.5	13.2%	26.7
14/01/2026 10:00:00	28.9	68	80	35	32.5	5.0%	24.3
14/01/2026 11:00:00	29.5	63	74	35	32.5	10.8%	24.1
14/01/2026 12:00:00	29.6	53	62	35	32.5	9.7%	26.2
14/01/2026 13:00:00	29.7	66	78	40	33.5	12.8%	24.6
14/01/2026 14:00:00	29.6	60	70	35	32.5	8.6%	25.2
14/01/2026 15:00:00	30.5	53	62	35	32.5	16.1%	25.2
14/01/2026 16:00:00	29.6	85	100	40	33.5	10.0%	25.5
14/01/2026 17:00:00	32.3	88	104	40	33.3	25.0%	27.7
14/01/2026 18:00:00	30.6	88	104	35	32.5	17.3%	25.8
14/01/2026 19:00:00	29.7	42	50	35	32.5	12.0%	26.6
14/01/2026 20:00:00	32.5	29	34	40	35.8	17.6%	27.5
14/01/2026 21:00:00	32.5	15	18	35	32.5	33.3%	28.2
14/01/2026 22:00:00	30.0	8	10	35	32.5	20.0%	26.2
14/01/2026 23:00:00	32.5	5	6	35	32.5	33.3%	27.0

Incoming Summary  
The Barley Mow - Winchfield

from Thu-Jan-01-2026-12-00-AM to Sat-Jan-31-2026-11-59-PM

15/01/2026 00:00:00	32.5	3	4	35	32.5	50.0%	27.0
15/01/2026 01:00:00	0.0	0	0	0	0.0	0.0%	0.0
15/01/2026 02:00:00	0.0	0	0	0	0.0	0.0%	0.0
15/01/2026 03:00:00	0.0	0	0	0	0.0	0.0%	0.0
15/01/2026 04:00:00	0.0	0	0	0	0.0	0.0%	0.0
15/01/2026 05:00:00	0.0	0	0	0	0.0	0.0%	0.0
15/01/2026 06:00:00	32.5	7	8	35	32.5	25.0%	27.3
15/01/2026 07:00:00	33.8	27	32	45	33.9	43.8%	29.6
15/01/2026 08:00:00	31.9	73	86	40	33.0	23.3%	27.8
15/01/2026 09:00:00	31.4	73	86	35	32.5	20.9%	26.6
15/01/2026 10:00:00	30.0	46	54	35	32.5	14.8%	26.1
15/01/2026 11:00:00	28.8	54	64	35	32.5	3.1%	23.3
15/01/2026 12:00:00	30.0	54	64	35	32.5	15.6%	25.8
15/01/2026 13:00:00	29.8	53	62	35	32.5	12.9%	24.7
15/01/2026 14:00:00	29.8	66	78	35	32.5	12.8%	26.8
15/01/2026 15:00:00	29.8	54	64	35	32.5	12.5%	26.5
15/01/2026 16:00:00	29.4	39	46	35	32.5	8.7%	25.2
15/01/2026 17:00:00	29.6	70	82	35	32.5	9.8%	26.3
15/01/2026 18:00:00	31.1	61	72	35	32.5	19.4%	25.8
15/01/2026 19:00:00	30.0	32	38	35	32.5	15.8%	27.8
15/01/2026 20:00:00	32.5	22	26	35	32.5	30.8%	26.4
15/01/2026 21:00:00	32.5	26	30	35	32.5	26.7%	25.1
15/01/2026 22:00:00	27.5	3	4	30	0.0	0.0%	22.0
15/01/2026 23:00:00	29.0	10	12	30	0.0	0.0%	26.2
16/01/2026 00:00:00	0.0	0	0	0	0.0	0.0%	0.0
16/01/2026 01:00:00	30.0	2	2	30	0.0	0.0%	27.0
16/01/2026 02:00:00	0.0	0	0	0	0.0	0.0%	0.0
16/01/2026 03:00:00	0.0	0	0	0	0.0	0.0%	0.0
16/01/2026 04:00:00	0.0	0	0	0	0.0	0.0%	0.0
16/01/2026 05:00:00	23.8	3	4	25	0.0	0.0%	22.5
16/01/2026 06:00:00	32.5	5	6	35	32.5	33.3%	28.7
16/01/2026 07:00:00	32.5	17	20	45	37.5	20.0%	27.2
16/01/2026 08:00:00	29.9	51	60	35	32.5	13.3%	26.4
16/01/2026 09:00:00	32.9	54	64	35	32.5	37.5%	28.6
16/01/2026 10:00:00	31.8	63	74	40	33.1	21.6%	25.9
16/01/2026 11:00:00	32.5	60	70	40	33.1	25.7%	27.1
16/01/2026 12:00:00	32.2	75	88	45	33.4	25.0%	26.0
16/01/2026 13:00:00	28.8	76	90	35	32.5	6.7%	23.7
16/01/2026 14:00:00	29.2	56	66	35	32.5	9.1%	24.1
16/01/2026 15:00:00	32.5	71	84	40	32.9	28.6%	26.6
16/01/2026 16:00:00	33.1	63	74	40	33.4	29.7%	27.0
16/01/2026 17:00:00	29.9	71	84	35	32.5	14.3%	26.4
16/01/2026 18:00:00	31.9	68	80	40	33.1	22.5%	26.6
16/01/2026 19:00:00	32.1	46	54	35	32.5	25.9%	27.8
16/01/2026 20:00:00	33.2	37	44	40	33.1	36.4%	27.7
16/01/2026 21:00:00	31.7	20	24	35	32.5	25.0%	26.7
16/01/2026 22:00:00	33.3	14	16	35	32.5	37.5%	27.0
16/01/2026 23:00:00	30.0	14	16	35	32.5	12.5%	27.0

Incoming Summary  
The Barley Mow - Winchfield

from Thu-Jan-01-2026-12-00-AM to Sat-Jan-31-2026-11-59-PM

17/01/2026 00:00:00	0.0	0	0	0	0.0	0.0%	0.0
17/01/2026 01:00:00	32.5	3	4	35	32.5	50.0%	29.5
17/01/2026 02:00:00	0.0	0	0	0	0.0	0.0%	0.0
17/01/2026 03:00:00	0.0	0	0	0	0.0	0.0%	0.0
17/01/2026 04:00:00	30.0	2	2	30	0.0	0.0%	27.0
17/01/2026 05:00:00	0.0	0	0	0	0.0	0.0%	0.0
17/01/2026 06:00:00	0.0	0	0	0	0.0	0.0%	0.0
17/01/2026 07:00:00	32.5	5	6	35	32.5	33.3%	28.7
17/01/2026 08:00:00	34.2	17	20	40	33.8	40.0%	28.6
17/01/2026 09:00:00	30.0	42	50	35	32.5	16.0%	27.5
17/01/2026 10:00:00	32.7	61	72	35	32.5	33.3%	27.1
17/01/2026 11:00:00	31.0	58	68	40	33.3	17.6%	26.9
17/01/2026 12:00:00	31.7	56	66	40	33.2	21.2%	26.6
17/01/2026 13:00:00	32.5	70	82	40	33.0	26.8%	26.8
17/01/2026 14:00:00	31.6	65	76	35	32.5	21.1%	25.8
17/01/2026 15:00:00	29.0	66	78	35	32.5	7.7%	23.1
17/01/2026 16:00:00	29.2	75	88	40	34.2	6.8%	24.7
17/01/2026 17:00:00	30.5	53	62	35	32.5	16.1%	25.9
17/01/2026 18:00:00	31.7	32	38	40	33.8	21.1%	26.4
17/01/2026 19:00:00	33.0	34	40	40	33.3	30.0%	26.6
17/01/2026 20:00:00	33.8	24	28	40	33.5	35.7%	28.3
17/01/2026 21:00:00	27.5	7	8	30	0.0	0.0%	23.5
17/01/2026 22:00:00	35.0	8	10	40	35.0	40.0%	29.0
17/01/2026 23:00:00	36.2	17	20	40	34.5	50.0%	29.1
18/01/2026 00:00:00	30.0	12	14	40	37.5	14.3%	22.7
18/01/2026 01:00:00	25.0	2	2	25	0.0	0.0%	22.0
18/01/2026 02:00:00	0.0	0	0	0	0.0	0.0%	0.0
18/01/2026 03:00:00	30.0	2	2	30	0.0	0.0%	27.0
18/01/2026 04:00:00	37.5	3	4	40	35.0	100.0%	34.5
18/01/2026 05:00:00	20.0	2	2	20	0.0	0.0%	17.0
18/01/2026 06:00:00	35.0	2	2	35	32.5	100.0%	32.0
18/01/2026 07:00:00	30.0	2	2	30	0.0	0.0%	27.0
18/01/2026 08:00:00	32.5	8	10	35	32.5	40.0%	26.0
18/01/2026 09:00:00	31.7	24	28	35	32.5	21.4%	22.9
18/01/2026 10:00:00	30.8	31	36	35	32.5	16.7%	22.5
18/01/2026 11:00:00	29.3	49	58	35	32.5	10.3%	24.0
18/01/2026 12:00:00	33.1	58	68	40	33.5	29.4%	25.4
18/01/2026 13:00:00	33.0	61	72	35	32.5	38.9%	26.4
18/01/2026 14:00:00	31.6	85	100	35	32.5	22.0%	24.6
18/01/2026 15:00:00	29.7	56	66	40	33.8	12.1%	26.2
18/01/2026 16:00:00	31.9	63	74	35	32.5	24.3%	25.7
18/01/2026 17:00:00	30.7	70	82	35	32.5	17.1%	26.0
18/01/2026 18:00:00	30.0	32	38	40	34.2	15.8%	26.6
18/01/2026 19:00:00	32.9	31	36	35	32.5	33.3%	27.2
18/01/2026 20:00:00	32.5	20	24	40	34.2	25.0%	25.8
18/01/2026 21:00:00	30.0	14	16	35	32.5	12.5%	23.4
18/01/2026 22:00:00	35.0	12	14	45	35.0	57.1%	31.3
18/01/2026 23:00:00	33.8	5	6	35	32.5	66.7%	28.7

Incoming Summary  
The Barley Mow - Winchfield

from Thu-Jan-01-2026-12-00-AM to Sat-Jan-31-2026-11-59-PM

19/01/2026 00:00:00	30.0	2	2	30	0.0	0.0%	27.0
19/01/2026 01:00:00	30.0	2	2	30	0.0	0.0%	27.0
19/01/2026 02:00:00	0.0	0	0	0	0.0	0.0%	0.0
19/01/2026 03:00:00	0.0	0	0	0	0.0	0.0%	0.0
19/01/2026 04:00:00	0.0	0	0	0	0.0	0.0%	0.0
19/01/2026 05:00:00	0.0	0	0	0	0.0	0.0%	0.0
19/01/2026 06:00:00	33.8	3	4	35	32.5	100.0%	32.0
19/01/2026 07:00:00	35.0	22	26	45	35.5	38.5%	29.5
19/01/2026 08:00:00	32.9	68	80	40	32.9	32.5%	27.9
19/01/2026 09:00:00	33.0	73	86	40	32.8	34.9%	28.0
19/01/2026 10:00:00	30.8	58	68	35	32.5	17.6%	25.3
19/01/2026 11:00:00	30.9	71	84	35	32.5	19.0%	26.6
19/01/2026 12:00:00	29.7	60	70	40	33.8	11.4%	25.7
19/01/2026 13:00:00	30.8	60	70	35	32.5	17.1%	25.9
19/01/2026 14:00:00	32.7	56	66	35	32.5	33.3%	27.8
19/01/2026 15:00:00	29.8	66	78	40	33.5	12.8%	25.7
19/01/2026 16:00:00	29.9	65	76	40	34.5	13.2%	25.6
19/01/2026 17:00:00	31.6	75	88	40	33.1	20.5%	25.4
19/01/2026 18:00:00	33.1	75	88	45	33.6	31.8%	28.6
19/01/2026 19:00:00	31.7	48	56	35	32.5	21.4%	26.1
19/01/2026 20:00:00	33.9	29	34	40	33.1	47.1%	29.2
19/01/2026 21:00:00	35.0	10	12	40	34.2	50.0%	30.3
19/01/2026 22:00:00	33.3	12	14	35	32.5	42.9%	28.7
19/01/2026 23:00:00	28.8	7	8	30	0.0	0.0%	24.5
20/01/2026 00:00:00	0.0	0	0	0	0.0	0.0%	0.0
20/01/2026 01:00:00	0.0	0	0	0	0.0	0.0%	0.0
20/01/2026 02:00:00	0.0	0	0	0	0.0	0.0%	0.0
20/01/2026 03:00:00	0.0	0	0	0	0.0	0.0%	0.0
20/01/2026 04:00:00	0.0	0	0	0	0.0	0.0%	0.0
20/01/2026 05:00:00	27.5	5	6	30	0.0	0.0%	20.7
20/01/2026 06:00:00	32.5	3	4	35	32.5	50.0%	29.5
20/01/2026 07:00:00	33.8	15	18	40	34.2	33.3%	29.3
20/01/2026 08:00:00	33.5	85	100	40	33.3	36.0%	28.2
20/01/2026 09:00:00	33.4	88	104	40	33.0	40.4%	28.8
20/01/2026 10:00:00	32.2	54	64	35	32.5	28.1%	25.1
20/01/2026 11:00:00	29.6	70	82	40	33.8	9.8%	25.2
20/01/2026 12:00:00	31.5	51	60	40	33.3	20.0%	25.9
20/01/2026 13:00:00	29.6	82	96	35	32.5	10.4%	25.4
20/01/2026 14:00:00	29.6	58	68	35	32.5	8.8%	26.4
20/01/2026 15:00:00	29.9	75	88	35	32.5	13.6%	23.8
20/01/2026 16:00:00	32.0	73	86	35	32.5	25.6%	26.8
20/01/2026 17:00:00	31.5	88	104	40	33.0	21.2%	26.5
20/01/2026 18:00:00	33.3	66	78	40	33.8	30.8%	28.1
20/01/2026 19:00:00	33.9	37	44	40	33.6	40.9%	29.0
20/01/2026 20:00:00	33.9	29	34	40	33.1	47.1%	29.9
20/01/2026 21:00:00	33.5	19	22	35	32.5	45.5%	29.2
20/01/2026 22:00:00	32.5	14	16	35	32.5	25.0%	28.4
20/01/2026 23:00:00	30.0	8	10	35	32.5	20.0%	26.0

Incoming Summary  
The Barley Mow - Winchfield

from Thu-Jan-01-2026-12-00-AM to Sat-Jan-31-2026-11-59-PM

21/01/2026 00:00:00	32.5	3	4	35	32.5	50.0%	29.5
21/01/2026 01:00:00	35.0	2	2	35	32.5	100.0%	32.0
21/01/2026 02:00:00	0.0	0	0	0	0.0	0.0%	0.0
21/01/2026 03:00:00	0.0	0	0	0	0.0	0.0%	0.0
21/01/2026 04:00:00	20.0	2	2	20	0.0	0.0%	17.0
21/01/2026 05:00:00	0.0	0	0	0	0.0	0.0%	0.0
21/01/2026 06:00:00	35.0	2	2	35	32.5	100.0%	32.0
21/01/2026 07:00:00	34.4	26	30	45	33.6	60.0%	30.4
21/01/2026 08:00:00	34.0	58	68	40	33.7	38.2%	28.2
21/01/2026 09:00:00	31.8	78	92	35	32.5	23.9%	27.3
21/01/2026 10:00:00	32.0	42	50	40	33.3	24.0%	26.0
21/01/2026 11:00:00	29.0	39	46	35	32.5	4.3%	25.1
21/01/2026 12:00:00	29.7	46	54	35	32.5	11.1%	26.0
21/01/2026 13:00:00	33.1	49	58	40	34.6	24.1%	25.9
21/01/2026 14:00:00	30.6	53	62	40	33.5	16.1%	26.3
21/01/2026 15:00:00	29.6	46	54	35	32.5	11.1%	24.9
21/01/2026 16:00:00	29.1	66	78	35	32.5	5.1%	25.6
21/01/2026 17:00:00	31.2	49	58	35	32.5	20.7%	26.6
21/01/2026 18:00:00	29.3	46	54	35	32.5	7.4%	25.6
21/01/2026 19:00:00	33.9	29	34	40	33.1	47.1%	28.9
21/01/2026 20:00:00	31.9	29	34	35	32.5	23.5%	26.3
21/01/2026 21:00:00	30.0	8	10	35	32.5	20.0%	28.2
21/01/2026 22:00:00	27.5	3	4	30	0.0	0.0%	24.5
21/01/2026 23:00:00	0.0	0	0	0	0.0	0.0%	0.0
22/01/2026 00:00:00	32.5	3	4	35	32.5	50.0%	29.5
22/01/2026 01:00:00	35.0	2	2	35	32.5	100.0%	32.0
22/01/2026 02:00:00	0.0	0	0	0	0.0	0.0%	0.0
22/01/2026 03:00:00	0.0	0	0	0	0.0	0.0%	0.0
22/01/2026 04:00:00	17.5	3	4	20	0.0	0.0%	14.5
22/01/2026 05:00:00	0.0	0	0	0	0.0	0.0%	0.0
22/01/2026 06:00:00	34.4	7	8	35	32.5	100.0%	32.3
22/01/2026 07:00:00	33.8	36	42	45	33.6	42.9%	29.0
22/01/2026 08:00:00	31.7	44	52	35	32.5	23.1%	27.1
22/01/2026 09:00:00	33.0	80	94	40	32.8	34.0%	27.8
22/01/2026 10:00:00	29.8	66	78	40	33.5	12.8%	27.2
22/01/2026 11:00:00	29.5	44	52	35	32.5	11.5%	24.3
22/01/2026 12:00:00	31.7	42	50	35	32.5	24.0%	27.4
22/01/2026 13:00:00	32.5	71	84	35	32.5	31.0%	27.4
22/01/2026 14:00:00	31.2	48	56	40	33.5	17.9%	26.3
22/01/2026 15:00:00	32.5	75	88	40	33.4	25.0%	27.3
22/01/2026 16:00:00	29.0	51	60	35	32.5	3.3%	25.1
22/01/2026 17:00:00	30.4	73	86	35	32.5	16.3%	26.3
22/01/2026 18:00:00	29.7	56	66	35	32.5	12.1%	25.5
22/01/2026 19:00:00	32.1	46	54	35	32.5	25.9%	27.4
22/01/2026 20:00:00	31.7	24	28	35	32.5	21.4%	27.1
22/01/2026 21:00:00	33.3	14	16	35	32.5	37.5%	27.8
22/01/2026 22:00:00	27.5	15	18	30	0.0	0.0%	22.6
22/01/2026 23:00:00	27.5	5	6	30	0.0	0.0%	20.3

Incoming Summary  
The Barley Mow - Winchfield

from Thu-Jan-01-2026-12-00-AM to Sat-Jan-31-2026-11-59-PM

23/01/2026 00:00:00	17.5	3	4	20	0.0	0.0%	14.5
23/01/2026 01:00:00	32.5	3	4	35	32.5	50.0%	29.5
23/01/2026 02:00:00	0.0	0	0	0	0.0	0.0%	0.0
23/01/2026 03:00:00	0.0	0	0	0	0.0	0.0%	0.0
23/01/2026 04:00:00	0.0	0	0	0	0.0	0.0%	0.0
23/01/2026 05:00:00	20.0	2	2	20	0.0	0.0%	17.0
23/01/2026 06:00:00	0.0	0	0	0	0.0	0.0%	0.0
23/01/2026 07:00:00	37.5	15	18	45	36.3	44.4%	30.3
23/01/2026 08:00:00	29.5	26	30	35	32.5	6.7%	26.0
23/01/2026 09:00:00	31.7	68	80	35	32.5	22.5%	26.5
23/01/2026 10:00:00	29.8	31	36	40	35.0	11.1%	26.6
23/01/2026 11:00:00	31.7	100	118	40	32.9	22.0%	26.3
23/01/2026 12:00:00	28.9	66	78	40	35.0	5.1%	24.2
23/01/2026 13:00:00	29.0	56	66	35	32.5	6.1%	24.7
23/01/2026 14:00:00	29.4	68	80	35	32.5	10.0%	24.9
23/01/2026 15:00:00	30.8	70	82	40	33.2	17.1%	25.3
23/01/2026 16:00:00	31.8	75	88	35	32.5	22.7%	27.0
23/01/2026 17:00:00	30.6	92	108	40	33.1	16.7%	25.2
23/01/2026 18:00:00	32.2	68	80	40	33.0	25.0%	27.1
23/01/2026 19:00:00	32.9	48	56	40	33.1	28.6%	27.5
23/01/2026 20:00:00	31.9	41	48	40	33.5	20.8%	26.6
23/01/2026 21:00:00	27.5	10	12	30	0.0	0.0%	23.8
23/01/2026 22:00:00	34.4	7	8	35	32.5	100.0%	32.3
23/01/2026 23:00:00	37.5	12	14	40	34.2	85.7%	32.7
24/01/2026 00:00:00	30.0	2	2	30	0.0	0.0%	27.0
24/01/2026 01:00:00	28.8	3	4	30	0.0	0.0%	27.0
24/01/2026 02:00:00	30.0	2	2	30	0.0	0.0%	27.0
24/01/2026 03:00:00	33.8	3	4	35	32.5	100.0%	32.0
24/01/2026 04:00:00	37.5	5	6	40	37.5	33.3%	30.7
24/01/2026 05:00:00	0.0	0	0	0	0.0	0.0%	0.0
24/01/2026 06:00:00	40.0	2	2	40	37.5	100.0%	37.0
24/01/2026 07:00:00	32.5	10	12	35	32.5	33.3%	28.8
24/01/2026 08:00:00	32.9	31	36	35	32.5	33.3%	26.4
24/01/2026 09:00:00	30.0	36	42	45	35.8	14.3%	25.0
24/01/2026 10:00:00	31.7	60	70	40	33.2	20.0%	25.7
24/01/2026 11:00:00	31.9	65	76	35	32.5	23.7%	25.6
24/01/2026 12:00:00	30.3	97	114	40	33.1	15.8%	24.7
24/01/2026 13:00:00	30.4	71	84	40	33.2	16.7%	25.3
24/01/2026 14:00:00	31.8	92	108	40	32.9	22.2%	26.1
24/01/2026 15:00:00	30.6	90	106	35	32.5	17.0%	25.4
24/01/2026 16:00:00	32.5	53	62	45	34.6	22.6%	26.4
24/01/2026 17:00:00	30.0	54	64	35	32.5	15.6%	26.5
24/01/2026 18:00:00	28.9	39	46	40	37.5	4.3%	24.6
24/01/2026 19:00:00	33.8	34	40	40	34.2	30.0%	27.7
24/01/2026 20:00:00	32.5	22	26	40	34.2	23.1%	27.5
24/01/2026 21:00:00	36.2	19	22	40	35.8	27.3%	28.5
24/01/2026 22:00:00	31.2	15	18	35	32.5	22.2%	27.0
24/01/2026 23:00:00	32.5	15	18	40	35.0	22.2%	27.7

Incoming Summary  
The Barley Mow - Winchfield

from Thu-Jan-01-2026-12-00-AM to Sat-Jan-31-2026-11-59-PM

25/01/2026 00:00:00	32.5	5	6	35	32.5	33.3%	28.7
25/01/2026 01:00:00	37.5	8	10	40	35.8	60.0%	31.0
25/01/2026 02:00:00	0.0	0	0	0	0.0	0.0%	0.0
25/01/2026 03:00:00	0.0	0	0	0	0.0	0.0%	0.0
25/01/2026 04:00:00	0.0	0	0	0	0.0	0.0%	0.0
25/01/2026 05:00:00	0.0	0	0	0	0.0	0.0%	0.0
25/01/2026 06:00:00	25.0	2	2	25	0.0	0.0%	22.0
25/01/2026 07:00:00	32.5	7	8	35	32.5	25.0%	28.5
25/01/2026 08:00:00	32.5	7	8	35	32.5	25.0%	24.5
25/01/2026 09:00:00	34.2	24	28	40	33.2	50.0%	30.0
25/01/2026 10:00:00	30.0	48	56	35	32.5	14.3%	26.6
25/01/2026 11:00:00	30.0	54	64	35	32.5	15.6%	26.7
25/01/2026 12:00:00	33.4	53	62	40	33.5	32.3%	26.9
25/01/2026 13:00:00	31.6	65	76	35	32.5	21.1%	26.9
25/01/2026 14:00:00	32.9	44	52	40	33.1	30.8%	26.9
25/01/2026 15:00:00	32.2	61	72	35	32.5	27.8%	25.9
25/01/2026 16:00:00	32.5	44	52	45	35.0	23.1%	27.7
25/01/2026 17:00:00	31.8	49	58	35	32.5	24.1%	26.4
25/01/2026 18:00:00	31.7	20	24	35	32.5	25.0%	27.2
25/01/2026 19:00:00	33.6	20	24	35	32.5	58.3%	29.3
25/01/2026 20:00:00	33.8	15	18	40	34.2	33.3%	28.7
25/01/2026 21:00:00	28.8	10	12	30	0.0	0.0%	25.3
25/01/2026 22:00:00	0.0	0	0	0	0.0	0.0%	0.0
25/01/2026 23:00:00	35.0	2	2	35	32.5	100.0%	32.0
26/01/2026 00:00:00	0.0	0	0	0	0.0	0.0%	0.0
26/01/2026 01:00:00	27.5	3	4	30	0.0	0.0%	24.5
26/01/2026 02:00:00	0.0	0	0	0	0.0	0.0%	0.0
26/01/2026 03:00:00	0.0	0	0	0	0.0	0.0%	0.0
26/01/2026 04:00:00	12.5	3	4	15	0.0	0.0%	9.5
26/01/2026 05:00:00	0.0	0	0	0	0.0	0.0%	0.0
26/01/2026 06:00:00	33.8	5	6	35	32.5	66.7%	28.7
26/01/2026 07:00:00	38.3	14	16	40	35.0	75.0%	32.9
26/01/2026 08:00:00	32.3	66	78	35	32.5	28.2%	26.6
26/01/2026 09:00:00	31.4	75	88	35	32.5	20.5%	27.1
26/01/2026 10:00:00	31.5	51	60	40	33.3	20.0%	25.7
26/01/2026 11:00:00	33.3	46	54	40	33.0	37.0%	27.2
26/01/2026 12:00:00	32.7	87	102	40	33.2	27.5%	26.5
26/01/2026 13:00:00	31.4	54	64	35	32.5	21.9%	25.2
26/01/2026 14:00:00	32.1	60	70	50	34.4	22.9%	27.5
26/01/2026 15:00:00	29.3	44	52	40	33.8	7.7%	24.0
26/01/2026 16:00:00	29.8	40	47	35	32.5	12.8%	26.1
26/01/2026 17:00:00	32.1	47	55	40	34.3	20.0%	25.7
26/01/2026 18:00:00	28.6	47	55	35	32.5	3.6%	23.4
26/01/2026 19:00:00	29.5	22	26	35	32.5	11.5%	24.2
26/01/2026 20:00:00	30.0	18	21	35	32.5	14.3%	25.5
26/01/2026 21:00:00	30.0	8	10	35	32.5	20.0%	26.9
26/01/2026 22:00:00	37.5	7	8	40	34.5	62.5%	30.8
26/01/2026 23:00:00	30.0	4	5	35	32.5	20.0%	25.0

Incoming Summary  
The Barley Mow - Winchfield

from Thu-Jan-01-2026-12-00-AM to Sat-Jan-31-2026-11-59-PM

27/01/2026 00:00:00	0.0	0	0	0	0.0	0.0%	0.0
27/01/2026 01:00:00	0.0	0	0	0	0.0	0.0%	0.0
27/01/2026 02:00:00	35.0	1	1	35	32.5	100.0%	32.0
27/01/2026 03:00:00	0.0	0	0	0	0.0	0.0%	0.0
27/01/2026 04:00:00	25.0	1	1	25	0.0	0.0%	22.0
27/01/2026 05:00:00	0.0	0	0	0	0.0	0.0%	0.0
27/01/2026 06:00:00	30.0	1	1	30	0.0	0.0%	27.0
27/01/2026 07:00:00	28.3	4	5	30	0.0	0.0%	25.2
27/01/2026 08:00:00	31.2	20	23	35	32.5	17.4%	27.3
27/01/2026 09:00:00	29.5	35	41	40	33.8	9.8%	25.9
27/01/2026 10:00:00	31.0	25	29	35	32.5	17.2%	26.1
27/01/2026 11:00:00	29.0	22	26	35	32.5	11.5%	22.4
27/01/2026 12:00:00	31.2	20	23	35	32.5	17.4%	26.1
27/01/2026 13:00:00	29.7	24	28	40	34.2	10.7%	25.3
27/01/2026 14:00:00	28.8	20	24	35	32.5	8.3%	22.7
27/01/2026 15:00:00	31.2	18	21	35	32.5	19.0%	26.8
27/01/2026 16:00:00	33.8	20	23	40	33.1	39.1%	27.0
27/01/2026 17:00:00	30.6	46	54	40	33.1	16.7%	26.2
27/01/2026 18:00:00	31.4	31	36	35	32.5	19.4%	27.2
27/01/2026 19:00:00	33.8	26	30	50	36.1	23.3%	26.4
27/01/2026 20:00:00	29.6	14	17	35	32.5	11.8%	26.9
27/01/2026 21:00:00	31.7	11	13	35	32.5	23.1%	26.7
27/01/2026 22:00:00	33.3	8	9	35	32.5	33.3%	26.8
27/01/2026 23:00:00	0.0	0	0	0	0.0	0.0%	0.0
28/01/2026 00:00:00	35.0	1	1	35	32.5	100.0%	32.0
28/01/2026 01:00:00	0.0	0	0	0	0.0	0.0%	0.0
28/01/2026 02:00:00	0.0	0	0	0	0.0	0.0%	0.0
28/01/2026 03:00:00	0.0	0	0	0	0.0	0.0%	0.0
28/01/2026 04:00:00	0.0	0	0	0	0.0	0.0%	0.0
28/01/2026 05:00:00	0.0	0	0	0	0.0	0.0%	0.0
28/01/2026 06:00:00	15.0	4	5	20	0.0	0.0%	11.0
28/01/2026 07:00:00	30.0	8	10	35	32.5	20.0%	25.1
28/01/2026 08:00:00	31.9	28	33	35	32.5	24.2%	27.5
28/01/2026 09:00:00	32.2	42	49	40	33.4	22.4%	26.6
28/01/2026 10:00:00	31.7	23	27	35	32.5	22.2%	26.3
28/01/2026 11:00:00	29.3	29	34	35	32.5	8.8%	23.9
28/01/2026 12:00:00	28.2	31	37	35	32.5	2.7%	23.8
28/01/2026 13:00:00	27.5	23	27	35	32.5	3.7%	23.2
28/01/2026 14:00:00	28.5	26	30	35	32.5	3.3%	22.7
28/01/2026 15:00:00	28.3	34	40	40	35.0	5.0%	23.5
28/01/2026 16:00:00	29.1	42	49	35	32.5	8.2%	23.2
28/01/2026 17:00:00	31.7	39	46	40	33.0	21.7%	25.8
28/01/2026 18:00:00	32.7	42	50	40	33.2	30.0%	27.9
28/01/2026 19:00:00	31.7	22	26	35	32.5	23.1%	26.8
28/01/2026 20:00:00	35.0	19	22	40	34.4	36.4%	29.4
28/01/2026 21:00:00	31.2	16	19	35	32.5	21.1%	27.3
28/01/2026 22:00:00	32.5	9	11	40	34.2	27.3%	26.7
28/01/2026 23:00:00	30.0	1	1	30	0.0	0.0%	27.0

Incoming Summary  
The Barley Mow - Winchfield

from Thu-Jan-01-2026-12-00-AM to Sat-Jan-31-2026-11-59-PM

29/01/2026 00:00:00	28.8	3	4	30	0.0	0.0%	27.5
29/01/2026 01:00:00	0.0	0	0	0	0.0	0.0%	0.0
29/01/2026 02:00:00	0.0	0	0	0	0.0	0.0%	0.0
29/01/2026 03:00:00	0.0	0	0	0	0.0	0.0%	0.0
29/01/2026 04:00:00	30.0	3	3	30	0.0	0.0%	18.7
29/01/2026 05:00:00	0.0	0	0	0	0.0	0.0%	0.0
29/01/2026 06:00:00	0.0	0	0	0	0.0	0.0%	0.0
29/01/2026 07:00:00	30.0	5	6	35	32.5	16.7%	26.3
29/01/2026 08:00:00	29.1	35	41	35	32.5	7.3%	24.7
29/01/2026 09:00:00	29.2	37	43	35	32.5	7.0%	25.3
29/01/2026 10:00:00	29.2	38	45	35	32.5	4.4%	25.8
29/01/2026 11:00:00	28.6	24	28	35	32.5	3.6%	22.7
29/01/2026 12:00:00	29.6	30	35	35	32.5	11.4%	23.8
29/01/2026 13:00:00	29.3	31	36	35	32.5	8.3%	24.4
29/01/2026 14:00:00	30.7	31	37	35	32.5	18.9%	25.5
29/01/2026 15:00:00	31.5	42	50	40	33.0	22.0%	25.8
29/01/2026 16:00:00	32.5	37	43	35	32.5	27.9%	25.1
29/01/2026 17:00:00	32.5	45	53	40	33.7	24.5%	26.5
29/01/2026 18:00:00	32.3	41	48	35	32.5	27.1%	26.2
29/01/2026 19:00:00	30.8	27	32	35	32.5	18.8%	26.1
29/01/2026 20:00:00	32.5	17	20	40	33.5	25.0%	24.9
29/01/2026 21:00:00	31.7	10	12	35	32.5	25.0%	26.5
29/01/2026 22:00:00	33.6	9	11	35	32.5	63.6%	27.7
29/01/2026 23:00:00	30.0	5	6	35	32.5	16.7%	27.2
30/01/2026 00:00:00	30.0	2	2	30	0.0	0.0%	27.0
30/01/2026 01:00:00	0.0	0	0	0	0.0	0.0%	0.0
30/01/2026 02:00:00	0.0	0	0	0	0.0	0.0%	0.0
30/01/2026 03:00:00	0.0	0	0	0	0.0	0.0%	0.0
30/01/2026 04:00:00	0.0	0	0	0	0.0	0.0%	0.0
30/01/2026 05:00:00	0.0	0	0	0	0.0	0.0%	0.0
30/01/2026 06:00:00	35.0	2	2	35	32.5	50.0%	29.5
30/01/2026 07:00:00	35.0	6	7	40	35.0	28.6%	29.3
30/01/2026 08:00:00	32.0	40	47	40	33.0	23.4%	27.6
30/01/2026 09:00:00	33.1	37	43	40	32.9	32.6%	28.0
30/01/2026 10:00:00	30.0	37	44	40	33.2	15.9%	26.3
30/01/2026 11:00:00	31.2	31	37	35	32.5	21.6%	25.5
30/01/2026 12:00:00	31.9	29	34	35	32.5	23.5%	26.4
30/01/2026 13:00:00	30.0	31	37	45	35.0	16.2%	26.0
30/01/2026 14:00:00	31.4	37	43	40	33.1	18.6%	25.6
30/01/2026 15:00:00	32.2	32	38	40	33.0	26.3%	27.3
30/01/2026 16:00:00	34.0	37	43	40	33.9	32.6%	27.5
30/01/2026 17:00:00	29.6	33	39	35	32.5	12.8%	23.8
30/01/2026 18:00:00	29.7	60	70	35	32.5	11.4%	25.1
30/01/2026 19:00:00	31.8	46	54	40	32.9	22.2%	27.1
30/01/2026 20:00:00	31.7	29	34	40	35.0	17.6%	26.4
30/01/2026 21:00:00	32.0	19	22	35	32.5	22.7%	25.8
30/01/2026 22:00:00	33.8	5	6	35	32.5	66.7%	29.7
30/01/2026 23:00:00	28.3	4	5	30	0.0	0.0%	19.0

Incoming Summary  
 The Barley Mow - Winchfield

from Thu-Jan-01-2026-12-00-AM to Sat-Jan-31-2026-11-59-PM

31/01/2026 00:00:00	35.0	3	3	35	32.5	66.7%	30.7
31/01/2026 01:00:00	40.0	3	3	40	35.0	66.7%	32.0
31/01/2026 02:00:00	30.0	2	2	30	0.0	0.0%	24.5
31/01/2026 03:00:00	0.0	0	0	0	0.0	0.0%	0.0
31/01/2026 04:00:00	30.0	1	1	30	0.0	0.0%	27.0
31/01/2026 05:00:00	0.0	0	0	0	0.0	0.0%	0.0
31/01/2026 06:00:00	0.0	0	0	0	0.0	0.0%	0.0
31/01/2026 07:00:00	25.0	5	6	30	0.0	0.0%	21.5
31/01/2026 08:00:00	33.8	10	12	40	33.5	41.7%	27.6
31/01/2026 09:00:00	32.5	19	22	35	32.5	27.3%	27.4
31/01/2026 10:00:00	30.0	27	32	35	32.5	15.6%	25.1
31/01/2026 11:00:00	31.4	35	41	40	33.1	19.5%	25.5
31/01/2026 12:00:00	31.4	33	39	40	33.1	20.5%	26.7
31/01/2026 13:00:00	30.6	39	46	35	32.5	17.4%	24.7
31/01/2026 14:00:00	32.0	40	47	40	33.0	23.4%	26.1
31/01/2026 15:00:00	31.7	36	42	35	32.5	21.4%	24.6
31/01/2026 16:00:00	32.8	31	37	40	33.4	29.7%	27.5
31/01/2026 17:00:00	30.7	31	37	35	32.5	18.9%	26.1
31/01/2026 18:00:00	34.0	20	23	40	33.9	30.4%	27.1
31/01/2026 19:00:00	31.2	15	18	35	32.5	22.2%	24.6
31/01/2026 20:00:00	32.0	15	18	35	32.5	27.8%	26.4
31/01/2026 21:00:00	28.6	10	12	30	0.0	0.0%	24.3
31/01/2026 22:00:00	30.0	5	6	35	32.5	16.7%	24.7
31/01/2026 23:00:00	32.5	8	9	35	32.5	22.2%	26.0
01/02/2026 00:00:00	27.5	4	5	30	0.0	0.0%	22.2

Day/Time Ending	85th pctI (MPH)	85th pctI cnts	Total Cnts	Max Speed	Avg Speeder	% Speeders	Avg Speed
02/01/2026 00:00:00	30.4	627	738	45	33.0	16.3%	24.7
03/01/2026 00:00:00	31.6	699	822	40	32.8	21.4%	26.7
04/01/2026 00:00:00	31.7	661	778	40	33.0	21.9%	25.9
05/01/2026 00:00:00	31.3	552	650	45	33.0	20.0%	26.3
06/01/2026 00:00:00	28.9	738	868	40	33.2	6.9%	24.0
07/01/2026 00:00:00	29.7	740	870	40	32.9	12.4%	25.4
08/01/2026 00:00:00	29.5	763	898	35	32.5	10.5%	25.2
09/01/2026 00:00:00	31.7	816	960	45	32.9	22.1%	26.8
10/01/2026 00:00:00	31.5	796	936	45	33.1	20.7%	26.6
11/01/2026 00:00:00	31.3	741	872	45	33.5	19.0%	25.9
12/01/2026 00:00:00	31.4	473	556	40	33.1	19.8%	26.2
13/01/2026 00:00:00	32.6	814	958	45	33.1	27.8%	27.1
14/01/2026 00:00:00	31.5	865	1018	45	32.8	21.2%	26.7
15/01/2026 00:00:00	29.9	932	1096	40	32.9	13.9%	25.8
16/01/2026 00:00:00	30.4	772	908	45	32.7	16.3%	26.2
17/01/2026 00:00:00	31.8	867	1020	45	33.0	22.2%	26.4
18/01/2026 00:00:00	31.7	707	832	40	33.2	21.2%	26.2
19/01/2026 00:00:00	32.0	632	744	45	33.0	23.7%	25.5
20/01/2026 00:00:00	32.1	858	1010	45	33.1	24.4%	26.8
21/01/2026 00:00:00	32.3	925	1088	40	33.1	25.0%	26.8
22/01/2026 00:00:00	31.7	677	796	45	33.2	21.1%	26.6
23/01/2026 00:00:00	31.7	806	948	45	32.8	21.9%	26.7
24/01/2026 00:00:00	31.2	858	1010	45	33.2	19.2%	26.1
25/01/2026 00:00:00	31.6	823	968	45	33.4	20.2%	26.0
26/01/2026 00:00:00	32.5	534	628	45	33.1	26.8%	27.1
27/01/2026 00:00:00	31.8	701	825	50	33.2	22.2%	26.1
28/01/2026 00:00:00	30.8	345	406	50	33.1	17.5%	25.9
29/01/2026 00:00:00	30.5	442	520	40	33.1	16.3%	25.3
30/01/2026 00:00:00	30.7	468	551	40	32.8	17.2%	25.3
31/01/2026 00:00:00	31.7	517	608	45	33.1	21.5%	26.4
31/01/2026 23:59:59	31.7	389	458	40	33.0	21.6%	25.8

Incoming Weekly Counts  
The Barley Mow - Winchfield

from Thu-Jan-01-2026-12-00-AM to Sat-Jan-31-2026-11-59-PM

	29/12/2025	to	04/01/2026							
	Monday	Tuesday	Wednesday	Thursday	Friday	Saturday	Sunday	Week	Weekend	Week Day 85%
Hour	29/12/2025	30/12/2025	31/12/2025	01/01/2026	02/01/2026	03/01/2026	04/01/2026	Day Avg	Avg	Avg Speed
0 - 1	*	*	*	4	2	2	2	3	2	33.75
1 - 2	*	*	*	6	0	0	2	3	1	32.5
2 - 3	*	*	*	4	0	0	0	2	0	32.5
3 - 4	*	*	*	2	2	0	2	2	1	30
4 - 5	*	*	*	2	0	0	0	1	0	30
5 - 6	*	*	*	0	4	0	0	2	0	33.8
6 - 7	*	*	*	6	6	6	8	6	7	30.85
7 - 8	*	*	*	12	20	16	12	16	14	33.5
8 - 9	*	*	*	20	40	46	16	30	31	31.25
9 - 10	*	*	*	32	62	40	36	47	38	31.2
10 - 11	*	*	*	80	78	68	64	79	66	30.55
11 - 12	*	*	*	76	72	78	70	74	74	30.2
12 - 13	*	*	*	98	80	88	60	89	74	30.8
13 - 14	*	*	*	114	72	86	70	93	78	30.35
14 - 15	*	*	*	70	86	84	70	78	77	30.2
15 - 16	*	*	*	84	72	54	66	78	60	31.4
16 - 17	*	*	*	52	64	42	70	58	56	29.7
17 - 18	*	*	*	16	60	50	34	38	42	33.75
18 - 19	*	*	*	22	32	42	30	27	36	31.65
19 - 20	*	*	*	20	34	34	16	27	25	32.5
20 - 21	*	*	*	6	10	10	6	8	8	32.1
21 - 22	*	*	*	2	12	6	4	7	5	30
22 - 23	*	*	*	4	12	14	4	8	9	30
23 - 24	*	*	*	6	2	12	8	4	10	31.25
Totals	0	0	0	738	822	778	650			
% of Total	0%	0%	0%	24.7%	27.51%	26.04%	21.75%			

Incoming Weekly Counts  
The Barley Mow - Winchfield

from Thu-Jan-01-2026-12-00-AM to Sat-Jan-31-2026-11-59-PM

	05/01/2026	to	11/01/2026							
	Monday	Tuesday	Wednesday	Thursday	Friday	Saturday	Sunday	Week	Weekend	Week Day 85%
Hour	05/01/2026	06/01/2026	07/01/2026	08/01/2026	09/01/2026	10/01/2026	11/01/2026	Day Avg	Avg	Avg Speed
0 - 1	2	0	0	0	0	0	12	0.4	6	25
1 - 2	0	0	0	2	0	2	2	0.4	2	30
2 - 3	0	0	0	0	0	2	0	0	1	0
3 - 4	0	0	0	4	0	0	0	0.8	0	27.5
4 - 5	0	4	2	2	0	0	0	1.6	0	24.17
5 - 6	4	8	8	10	8	0	0	7.6	0	30.76
6 - 7	24	30	28	26	18	10	8	25.2	9	30.08
7 - 8	56	60	64	76	50	16	12	61.2	14	30.84
8 - 9	72	72	70	76	76	40	28	73.2	34	29.66
9 - 10	54	66	52	86	52	58	38	62	48	29.26
10 - 11	58	58	56	106	68	74	68	69.2	71	28.68
11 - 12	42	46	48	54	66	112	62	51.2	87	28.86
12 - 13	80	62	90	80	50	92	74	72.4	83	30.02
13 - 14	54	54	54	74	78	88	64	62.8	76	30.3
14 - 15	48	46	64	74	92	76	52	64.8	64	31.58
15 - 16	98	104	86	78	72	120	46	87.6	83	29.76
16 - 17	88	94	70	60	86	52	22	79.6	37	29.56
17 - 18	70	70	78	70	70	32	20	71.6	26	30.94
18 - 19	46	40	50	38	46	28	20	44	24	31.3
19 - 20	32	28	44	14	42	14	18	32	16	31.54
20 - 21	20	12	16	10	24	14	6	16.4	10	31.92
21 - 22	12	10	10	6	14	24	2	10.4	13	31
22 - 23	4	4	6	8	20	14	2	8.4	8	29.7
23 - 24	4	2	2	6	4	4	0	3.6	2	27.76
Totals	868	870	898	960	936	872	556			
% of Total	14.56%	14.6%	15.07%	16.11%	15.7%	14.63%	9.33%			

Incoming Weekly Counts  
The Barley Mow - Winchfield

from Thu-Jan-01-2026-12-00-AM to Sat-Jan-31-2026-11-59-PM

	12/01/2026	to	18/01/2026							
	Monday	Tuesday	Wednesday	Thursday	Friday	Saturday	Sunday	Week	Weekend	Week Day 85%
Hour	12/01/2026	13/01/2026	14/01/2026	15/01/2026	16/01/2026	17/01/2026	18/01/2026	Day Avg	Avg	Avg Speed
0 - 1	0	2	2	0	2	4	2	1.2	3	30
1 - 2	0	0	0	0	0	0	0	0	0	0
2 - 3	0	0	0	0	0	0	2	0	1	0
3 - 4	4	0	0	0	0	2	4	0.8	3	32.5
4 - 5	0	4	0	0	4	0	2	1.6	1	26.3
5 - 6	8	10	6	8	6	0	2	7.6	1	33.26
6 - 7	18	38	18	32	20	6	2	25.2	4	32.8
7 - 8	80	102	78	86	60	20	10	81.2	15	31.02
8 - 9	76	104	136	86	64	50	28	93.2	39	32.12
9 - 10	62	64	80	54	74	72	36	66.8	54	30.62
10 - 11	50	76	74	64	70	68	58	66.8	63	30.7
11 - 12	68	54	62	64	88	66	68	67.2	67	30.64
12 - 13	46	80	78	62	90	82	72	71.2	77	29.92
13 - 14	74	58	70	78	66	76	100	69.2	88	29.9
14 - 15	70	68	62	64	84	78	66	69.6	72	31.34
15 - 16	108	68	100	46	74	88	74	79.2	81	30.84
16 - 17	76	68	104	82	84	62	82	82.8	72	31.02
17 - 18	72	70	104	72	80	38	38	79.6	38	31.7
18 - 19	66	56	50	38	54	40	36	52.8	38	31.28
19 - 20	38	32	34	26	44	28	24	34.8	26	32.92
20 - 21	20	32	18	30	24	8	16	24.8	12	32.46
21 - 22	8	22	10	4	16	10	14	12	12	29.8
22 - 23	14	6	6	12	16	20	6	10.8	13	30.56
23 - 24	0	4	4	0	0	14	2	1.6	8	32.5
Totals	958	1018	1096	908	1020	832	744			
% of Total	14.57%	15.48%	16.67%	13.81%	15.51%	12.65%	11.31%			

Incoming Weekly Counts  
The Barley Mow - Winchfield

from Thu-Jan-01-2026-12-00-AM to Sat-Jan-31-2026-11-59-PM

	19/01/2026	to	25/01/2026							
	Monday	Tuesday	Wednesday	Thursday	Friday	Saturday	Sunday	Week	Weekend	Week Day 85%
Hour	19/01/2026	20/01/2026	21/01/2026	22/01/2026	23/01/2026	24/01/2026	25/01/2026	Day Avg	Avg	Avg Speed
0 - 1	2	0	2	2	4	4	10	2	7	33.12
1 - 2	0	0	0	0	0	2	0	0	1	0
2 - 3	0	0	0	0	0	4	0	0	2	0
3 - 4	0	0	2	4	0	6	0	1.2	3	18.75
4 - 5	0	6	0	0	2	0	0	1.6	0	23.75
5 - 6	4	4	2	8	0	2	2	3.6	2	33.92
6 - 7	26	18	30	42	18	12	8	26.8	10	34.9
7 - 8	80	100	68	52	30	36	8	66	22	32.32
8 - 9	86	104	92	94	80	42	28	91.2	35	32.58
9 - 10	68	64	50	78	36	70	56	59.2	63	30.92
10 - 11	84	82	46	52	118	76	64	76.4	70	30.14
11 - 12	70	60	54	50	78	114	62	62.4	88	30.3
12 - 13	70	96	58	84	66	84	76	74.8	80	31
13 - 14	66	68	62	56	80	108	52	66.4	80	30.7
14 - 15	78	88	54	88	82	106	72	78	89	30.52
15 - 16	76	86	78	60	88	62	52	77.6	57	30.36
16 - 17	88	104	58	86	108	64	58	88.8	61	31.06
17 - 18	88	78	54	66	80	46	24	73.2	35	31.52
18 - 19	56	44	34	54	56	40	24	48.8	32	32.9
19 - 20	34	34	34	28	48	26	18	35.6	22	32.66
20 - 21	12	22	10	16	12	22	12	14.4	17	31.86
21 - 22	14	16	4	18	8	18	0	12	9	31.04
22 - 23	8	10	0	6	14	18	2	7.6	10	30.95
23 - 24	0	4	4	4	2	6	0	2.8	3	28.12
Totals	1010	1088	796	948	1010	968	628			
% of Total	15.66%	16.87%	12.34%	14.7%	15.66%	15.01%	9.74%			

Incoming Weekly Counts  
The Barley Mow - Winchfield

from Thu-Jan-01-2026-12-00-AM to Sat-Jan-31-2026-11-59-PM

	26/01/2026	to	01/02/2026							
	Monday	Tuesday	Wednesday	Thursday	Friday	Saturday	Sunday	Week	Weekend	Week Day 85%
Hour	26/01/2026	27/01/2026	28/01/2026	29/01/2026	30/01/2026	31/01/2026	01/02/2026	Day Avg	Avg	Avg Speed
0 - 1	4	0	0	0	0	3	*	0.8	3	27.5
1 - 2	0	1	0	0	0	2	*	0.2	2	35
2 - 3	0	0	0	0	0	0	*	0	0	0
3 - 4	4	1	0	3	0	1	*	1.6	1	22.5
4 - 5	0	0	0	0	0	0	*	0	0	0
5 - 6	6	1	5	0	2	0	*	2.8	0	28.45
6 - 7	16	5	10	6	7	6	*	8.8	6	32.32
7 - 8	78	23	33	41	47	12	*	44.4	12	31.3
8 - 9	88	41	49	43	43	22	*	52.8	22	31.08
9 - 10	60	29	27	45	44	32	*	41	32	30.68
10 - 11	54	26	34	28	37	41	*	35.8	41	30.28
11 - 12	102	23	37	35	34	39	*	46.2	39	30.72
12 - 13	64	28	27	36	37	46	*	38.4	46	29.58
13 - 14	70	24	30	37	43	47	*	40.8	47	30.3
14 - 15	52	21	40	50	38	42	*	40.2	42	30.5
15 - 16	47	23	49	43	43	37	*	41	37	31.84
16 - 17	55	54	46	53	39	37	*	49.4	37	31.3
17 - 18	55	36	50	48	70	23	*	51.8	23	30.94
18 - 19	26	30	26	32	54	18	*	33.6	18	31.52
19 - 20	21	17	22	20	34	18	*	22.8	18	31.76
20 - 21	10	13	19	12	22	12	*	15.2	12	31.32
21 - 22	8	9	11	11	6	6	*	9	6	34.14
22 - 23	5	0	1	6	5	9	*	3.4	9	29.58
23 - 24	0	1	4	2	3	5	*	2	5	32.2
Totals	825	406	520	551	608	458	0			
% of Total	24.5%	12.05%	15.44%	16.36%	18.05%	13.6%	0%			

Incoming Monthly Counts  
The Barley Mow - Winchfield

from Thu-Jan-01-2026-12-00-AM to Sat-Jan-31-2026-11-59-PM

	Jan 2026							Week	Weekend	Week Day 85%
Hour	Monday	Tuesday	Wednesday	Thursday	Friday	Saturday	Sunday	Day Avg	Avg	Avg Speed
0 - 1	8	2	4	6	8	13	26	5.6	19.5	31.78
1 - 2	0	1	0	8	0	6	4	1.8	5	33.75
2 - 3	0	0	0	4	0	6	2	0.8	4	32.5
3 - 4	8	1	2	13	2	9	6	5.2	7.5	26.5
4 - 5	0	14	2	4	6	0	2	5.2	1	26.15
5 - 6	22	23	21	26	20	2	4	22.4	3	33.54
6 - 7	84	91	86	112	69	40	26	88.4	33	33.62
7 - 8	294	285	243	267	207	100	42	259.2	71	31.84
8 - 9	322	321	347	319	303	200	100	322.4	150	31.84
9 - 10	244	223	209	295	268	272	166	247.8	219	30.28
10 - 11	246	242	210	330	371	327	254	279.8	290.5	30.16
11 - 12	282	183	201	279	338	409	262	256.6	335.5	30.12
12 - 13	260	266	253	360	323	392	282	292.4	337	30.08
13 - 14	264	204	216	359	339	405	286	276.4	345.5	30.22
14 - 15	248	223	220	346	382	386	260	283.8	323	30.98
15 - 16	329	281	313	311	349	361	238	316.6	299.5	30.42
16 - 17	307	320	278	333	381	257	232	323.8	244.5	30.56
17 - 18	285	254	286	272	360	189	116	291.4	152.5	31.5
18 - 19	194	170	160	184	242	168	110	190	139	32.08
19 - 20	125	111	134	108	202	120	76	136	98	32.48
20 - 21	62	79	63	74	92	66	40	74	53	32.6
21 - 22	42	57	35	41	56	64	20	46.2	42	32.3
22 - 23	31	20	13	36	67	75	14	33.4	44.5	30.52
23 - 24	4	11	14	18	11	41	10	11.6	25.5	31.36
Totals	3661	3382	3310	4105	4396	3908	2578			
% of Total	14.45%	13.35%	13.06%	16.2%	17.35%	15.42%	10.17%			

Incoming Weekly Speeds  
The Barley Mow - Winchfield

from Thu-Jan-01-2026-12-00-AM to Sat-Jan-31-2026-11-59-PM

	29/12/2025	to	04/01/2026							
	Monday	Tuesday	Wednesday	Thursday	Friday	Saturday	Sunday	Week	Weekend	Week Day 85%
Hour	29/12/2025	30/12/2025	31/12/2025	01/01/2026	02/01/2026	03/01/2026	04/01/2026	Day Avg	Avg	Avg Speed
0 - 1	*	*	*	27	32	22	22	28.67	22	33.75
1 - 2	*	*	*	28.67	0	0	27	28.67	27	32.5
2 - 3	*	*	*	29.5	0	0	0	29.5	0	32.5
3 - 4	*	*	*	32	22	0	22	27	22	30
4 - 5	*	*	*	27	0	0	0	27	0	30
5 - 6	*	*	*	0	32	0	0	32	0	33.8
6 - 7	*	*	*	27	28.67	27	27	27.83	27	30.85
7 - 8	*	*	*	27.83	29.7	25.75	26.33	29	26	33.5
8 - 9	*	*	*	24	28.5	24.26	23.88	27	24.16	31.25
9 - 10	*	*	*	24.88	26.29	24.1	24.5	25.81	24.29	31.2
10 - 11	*	*	*	26.1	26.13	24.09	26.97	26.11	25.48	30.55
11 - 12	*	*	*	22.53	26.97	25.72	25.86	24.69	25.78	30.2
12 - 13	*	*	*	24.04	27.05	27.16	25.07	25.39	26.31	30.8
13 - 14	*	*	*	24.07	26.61	25.95	27.2	25.05	26.51	30.35
14 - 15	*	*	*	23.66	26.4	25.88	25.43	25.17	25.68	30.2
15 - 16	*	*	*	24.48	26.19	25.37	24.91	25.27	25.12	31.4
16 - 17	*	*	*	24.04	26.84	24.14	26.09	25.59	25.36	29.7
17 - 18	*	*	*	27.62	27.1	26.52	30.06	27.21	27.95	33.75
18 - 19	*	*	*	27.18	23.75	26.71	27.87	25.15	27.19	31.65
19 - 20	*	*	*	27.1	27.24	29.88	30.12	27.19	29.96	32.5
20 - 21	*	*	*	32	27.2	28	25.33	29	27	32.1
21 - 22	*	*	*	27	27	32	27.5	27	30.2	30
22 - 23	*	*	*	22	23.67	27.71	27	23.25	27.56	30
23 - 24	*	*	*	28.67	27	27.83	28.25	28.25	28	31.25
Totals	0	0	0	24.7	26.7	26	26.3			
% of Total	0%	0%	0%	23.82%	25.75%	25.07%	25.36%			

Incoming Weekly Speeds  
The Barley Mow - Winchfield

from Thu-Jan-01-2026-12-00-AM to Sat-Jan-31-2026-11-59-PM

	05/01/2026	to	11/01/2026							
	Monday	Tuesday	Wednesday	Thursday	Friday	Saturday	Sunday	Week	Weekend	Week Day 85%
Hour	05/01/2026	06/01/2026	07/01/2026	08/01/2026	09/01/2026	10/01/2026	11/01/2026	Day Avg	Avg	Avg Speed
0 - 1	22	0	0	0	0	0	27.17	22	27.17	25
1 - 2	0	0	0	27	0	27	27	27	27	30
2 - 3	0	0	0	0	0	37	0	0	37	0
3 - 4	0	0	0	22	0	0	0	22	0	27.5
4 - 5	0	12	17	32	0	0	0	18.25	0	24.17
5 - 6	19.5	27	28.25	30.2	28.5	0	0	27.63	0	30.76
6 - 7	22.42	26.87	26.43	28.77	28.22	28	25.75	26.51	27	30.08
7 - 8	21.75	27	24.34	28.58	26.8	27.12	23	25.84	25.36	30.84
8 - 9	21.5	26.44	21.89	27.97	27.26	27.25	28.64	25.09	27.82	29.66
9 - 10	22.07	24.24	24	26.88	25.31	26.83	25.89	24.74	26.46	29.26
10 - 11	21.55	21.62	24.43	26.66	25.79	27.43	26.41	24.43	26.94	28.68
11 - 12	23.19	23.04	24.12	24.85	26.61	25.45	26.42	24.57	25.79	28.86
12 - 13	23.73	24.74	25.11	26.8	26.64	25.8	26.32	25.33	26.04	30.02
13 - 14	25	25.59	25.56	26.35	26.13	25.11	25.19	25.8	25.14	30.3
14 - 15	24.92	25.96	27.09	26.49	25.2	24.63	25.15	25.93	24.84	31.58
15 - 16	25.18	23.73	26.4	26.26	27.03	25.02	27	25.57	25.57	29.76
16 - 17	25.36	25.94	25.31	26.43	26.65	23.58	25.73	25.93	24.22	29.56
17 - 18	24.97	27.43	25.64	26.46	26.06	27.5	26.5	26.1	27.12	30.94
18 - 19	26.13	28.55	25.96	24.47	27.22	27.07	26.1	26.47	26.67	31.3
19 - 20	26	25.71	26.5	29.43	26.67	30.71	27.78	26.56	29.06	31.54
20 - 21	27.2	28.83	23.38	26	30.5	24.86	28.67	27.51	26	31.92
21 - 22	25.5	28	26.2	23.67	27.71	28.42	22	26.5	27.92	31
22 - 23	27	22	27	25.75	27.6	27.14	27	26.57	27.12	29.7
23 - 24	24.5	22	22	32	22	17	0	25.89	17	27.76
Totals	24	25.3	25.1	26.8	26.6	25.9	26.2			
% of Total	13.34%	14.06%	13.95%	14.9%	14.79%	14.4%	14.56%			

Incoming Weekly Speeds  
The Barley Mow - Winchfield

from Thu-Jan-01-2026-12-00-AM to Sat-Jan-31-2026-11-59-PM

	12/01/2026	to	18/01/2026							
	Monday	Tuesday	Wednesday	Thursday	Friday	Saturday	Sunday	Week	Weekend	Week Day 85%
Hour	12/01/2026	13/01/2026	14/01/2026	15/01/2026	16/01/2026	17/01/2026	18/01/2026	Day Avg	Avg	Avg Speed
0 - 1	0	27	27	0	27	29.5	22	27	27	30
1 - 2	0	0	0	0	0	0	0	0	0	0
2 - 3	0	0	0	0	0	0	27	0	27	0
3 - 4	27	0	0	0	0	27	34.5	27	32	32.5
4 - 5	0	27	0	0	22.5	0	17	24.75	17	26.3
5 - 6	30.75	30.2	30.33	27.25	28.67	0	32	29.47	32	33.26
6 - 7	30.44	29.37	27.89	29.62	27.2	28.67	27	29.03	28.25	32.8
7 - 8	27.7	27.35	25.03	27.77	26.4	28.6	26	26.92	27.73	31.02
8 - 9	27.97	28.67	26.68	26.6	28.62	27.48	22.86	27.59	25.82	32.12
9 - 10	26.58	26.22	24.33	26.11	25.92	27.14	22.5	25.75	25.59	30.62
10 - 11	26.96	25.58	24.05	23.31	27.06	26.88	23.97	25.32	25.54	30.7
11 - 12	25.76	26.07	26.16	25.81	26	26.64	25.44	25.96	26.03	30.64
12 - 13	26.52	25.67	24.59	24.74	23.71	26.83	26.42	24.89	26.64	29.92
13 - 14	27.14	25.21	25.17	26.82	24.06	25.79	24.64	25.76	25.14	29.9
14 - 15	26.09	26.68	25.16	26.53	26.57	23.13	26.15	26.24	24.51	31.34
15 - 16	26.26	26.85	25.46	25.22	27	24.73	25.68	26.18	25.16	30.84
16 - 17	27.26	26.97	27.73	26.32	26.36	25.94	26.02	26.96	25.99	31.02
17 - 18	27.83	26.26	25.77	25.75	26.58	26.37	26.63	26.39	26.5	31.7
18 - 19	28.27	26.11	26.64	27.84	27.78	26.65	27.22	27.34	26.92	31.28
19 - 20	26.84	27.69	27.47	26.38	27.68	28.29	25.83	27.26	27.15	32.92
20 - 21	28.2	28.19	28.22	25.13	26.67	23.5	23.38	27.16	23.42	32.46
21 - 22	27	22.45	26.2	22	27	29	31.29	24.87	30.33	29.8
22 - 23	27	25.33	27	26.17	27	29.1	28.67	26.63	29	30.56
23 - 24	0	27	27	0	0	22.71	27	27	23.25	32.5
Totals	27.2	26.8	25.9	26.2	26.4	26.2	25.5			
% of Total	14.77%	14.55%	14.06%	14.22%	14.33%	14.22%	13.84%			

Incoming Weekly Speeds  
The Barley Mow - Winchfield

from Thu-Jan-01-2026-12-00-AM to Sat-Jan-31-2026-11-59-PM

	19/01/2026	to	25/01/2026							
	Monday	Tuesday	Wednesday	Thursday	Friday	Saturday	Sunday	Week	Weekend	Week Day 85%
Hour	19/01/2026	20/01/2026	21/01/2026	22/01/2026	23/01/2026	24/01/2026	25/01/2026	Day Avg	Avg	Avg Speed
0 - 1	27	0	32	32	29.5	27	31	30	29.86	33.12
1 - 2	0	0	0	0	0	27	0	0	27	0
2 - 3	0	0	0	0	0	32	0	0	32	0
3 - 4	0	0	17	14.5	0	30.67	0	15.33	30.67	18.75
4 - 5	0	20.67	0	0	17	0	0	19.75	0	23.75
5 - 6	32	29.5	32	32.25	0	37	22	31.56	29.5	33.92
6 - 7	29.46	29.33	30.4	29.05	30.33	28.83	28.5	29.64	28.7	34.9
7 - 8	27.88	28.18	28.24	27.08	26	26.44	24.5	27.75	26.09	32.32
8 - 9	27.98	28.77	27.26	27.77	26.45	25.05	30	27.7	27.03	32.58
9 - 10	25.29	25.12	25.96	27.21	26.61	25.69	26.57	26.03	26.08	30.92
10 - 11	26.62	25.24	25.13	24.31	26.31	25.61	26.69	25.73	26.1	30.14
11 - 12	25.74	25.9	26	27.4	24.21	24.74	26.9	25.7	25.5	30.3
12 - 13	25.89	25.42	25.9	27.4	24.67	25.26	26.89	25.89	26.04	31
13 - 14	27.85	26.38	26.29	26.29	24.9	26.11	26.88	26.28	26.36	30.7
14 - 15	25.72	23.8	24.89	27.3	25.32	25.43	25.86	25.44	25.61	30.52
15 - 16	25.55	26.81	25.64	25.1	26.95	26.39	27.65	26.1	26.96	30.36
16 - 17	25.36	26.52	26.59	26.28	25.19	26.53	26.38	25.93	26.46	31.06
17 - 18	28.59	28.08	25.59	25.45	27.15	24.57	27.17	27.16	25.46	31.52
18 - 19	26.11	29	28.94	27.41	27.46	27.7	29.33	27.62	28.31	32.9
19 - 20	29.24	29.88	26.29	27.14	26.58	27.54	28.67	27.75	28	32.66
20 - 21	30.33	29.18	28.2	27.75	23.83	28.45	25.33	28.03	27.35	31.86
21 - 22	28.71	28.38	24.5	22.56	32.25	27	0	26.97	27	31.04
22 - 23	24.5	26	0	20.33	32.71	27.67	32	27.26	28.1	30.95
23 - 24	0	29.5	29.5	14.5	27	28.67	0	24.86	28.67	28.12
Totals	26.8	26.8	26.6	26.7	26.1	26	27.1			
% of Total	14.4%	14.4%	14.29%	14.35%	14.02%	13.97%	14.56%			

Incoming Weekly Speeds  
The Barley Mow - Winchfield

from Thu-Jan-01-2026-12-00-AM to Sat-Jan-31-2026-11-59-PM

	26/01/2026	to	01/02/2026							
	Monday	Tuesday	Wednesday	Thursday	Friday	Saturday	Sunday	Week	Weekend	Week Day 85%
Hour	26/01/2026	27/01/2026	28/01/2026	29/01/2026	30/01/2026	31/01/2026	01/02/2026	Day Avg	Avg	Avg Speed
0 - 1	24.5	0	0	0	0	32	*	24.5	32	27.5
1 - 2	0	32	0	0	0	24.5	*	32	24.5	35
2 - 3	0	0	0	0	0	0	*	*	*	0
3 - 4	9.5	22	0	18.67	0	27	*	14.5	27	22.5
4 - 5	0	0	0	0	0	0	*	*	*	0
5 - 6	28.67	27	11	0	29.5	0	*	22.36	*	28.45
6 - 7	32.88	25.2	25.1	26.33	29.29	21.5	*	28.77	21.5	32.32
7 - 8	26.62	27.3	27.45	24.68	27.64	27.58	*	26.67	27.58	31.3
8 - 9	27.09	25.85	26.61	25.28	27.95	27.36	*	26.66	27.36	31.08
9 - 10	25.73	26.14	26.33	25.8	26.27	25.09	*	26	25.09	30.68
10 - 11	27.22	22.38	23.88	22.71	25.54	25.46	*	24.83	25.46	30.28
11 - 12	26.45	26.13	23.78	23.8	26.35	26.74	*	25.58	26.74	30.72
12 - 13	25.16	25.25	23.19	24.36	26.03	24.7	*	24.91	24.7	29.58
13 - 14	27.54	22.71	22.7	25.46	25.6	26.11	*	25.48	26.11	30.3
14 - 15	24.02	26.81	23.55	25.8	27.26	24.62	*	25.27	24.62	30.5
15 - 16	26.13	26.96	23.2	25.12	27.53	27.51	*	25.6	27.51	31.84
16 - 17	25.73	26.22	25.83	26.47	23.82	26.11	*	25.71	26.11	31.3
17 - 18	23.42	27.19	27.9	26.19	25.14	27.09	*	25.79	27.09	30.94
18 - 19	24.15	26.37	26.85	26.12	27.09	24.56	*	26.29	24.56	31.52
19 - 20	25.48	26.94	29.36	24.9	26.41	26.44	*	26.62	26.44	31.76
20 - 21	26.9	26.69	27.26	26.5	25.82	24.25	*	26.58	24.25	31.32
21 - 22	30.75	26.78	26.73	27.73	29.67	24.67	*	28.09	24.67	34.14
22 - 23	25	0	27	27.17	19	26	*	24.12	26	29.58
23 - 24	0	32	27.5	27	30.67	22.2	*	28.8	22.2	32.2
Totals	26.1	25.9	25.3	25.4	26.4	25.8	0			
% of Total	16.85%	16.72%	16.33%	16.4%	17.04%	16.66%	0%			

Incoming Monthly Speeds  
The Barley Mow - Winchfield

from Thu-Jan-01-2026-12-00-AM to Sat-Jan-31-2026-11-59-PM

	Jan 2026							Week	Weekend	Week Day 85%
Hour	Monday	Tuesday	Wednesday	Thursday	Friday	Saturday	Sunday	Day Avg	Avg	Avg Speed
0 - 1	24.5	27	29.5	28.67	29.5	28.15	27.85	27.71	27.95	31.78
1 - 2	0	32	0	28.25	0	26.17	27	28.67	26.5	33.75
2 - 3	0	0	0	29.5	0	33.67	27	29.5	32	32.5
3 - 4	18.25	22	17	20.46	22	29.44	30.33	19.69	29.8	26.5
4 - 5	0	20	17	29.5	20.67	0	17	21.38	17	26.15
5 - 6	28.36	28.83	25.1	29.92	29.35	37	27	28.38	30.33	33.54
6 - 7	28.31	28.31	27.97	28.89	28.62	27.23	27.08	28.44	27.17	33.62
7 - 8	26.33	27.56	26.07	27.39	27.04	27.01	24.95	26.89	26.4	31.84
8 - 9	26.29	27.84	25.86	26.93	27.6	26.17	26.64	26.88	26.33	31.84
9 - 10	25.02	25.31	24.89	26.44	26.04	26.01	25.08	25.61	25.66	30.28
10 - 11	25.63	24.17	24.36	25.17	26.24	25.95	26.06	25.24	26	30.16
11 - 12	25.62	25.26	25.19	24.76	25.95	25.62	26.13	25.4	25.82	30.12
12 - 13	25.15	25.32	24.92	25.59	25.45	26.08	26.23	25.32	26.14	30.08
13 - 14	26.98	25.41	25.25	25.63	25.47	25.8	25.8	25.76	25.8	30.22
14 - 15	25.31	25.4	25.36	26.03	26	24.82	25.68	25.69	25.16	30.98
15 - 16	25.76	25.69	25.41	25.24	26.89	25.49	26.15	25.83	25.75	30.42
16 - 17	25.9	26.39	26.57	26	25.91	25.34	26.1	26.14	25.7	30.56
17 - 18	26.51	27.27	26.07	26.05	26.41	26.25	27.72	26.45	26.81	31.5
18 - 19	26.59	27.48	26.95	26.64	26.91	26.76	27.65	26.9	27.12	32.08
19 - 20	27.05	27.75	27.16	26.83	26.92	28.58	27.87	27.11	28.31	32.48
20 - 21	28.08	28.32	26.7	26.59	27.15	26.26	25.05	27.37	25.8	32.6
21 - 22	27.86	25.77	26.17	24.27	28.21	28.09	29.6	26.54	28.45	32.3
22 - 23	26.03	25	27	24.81	27.18	27.76	28.43	26.18	27.87	30.52
23 - 24	24.5	27.45	27.14	26.44	26.18	24.46	28	26.62	25.16	31.36
Totals	26.1	26.3	25.8	26	26.4	26	26.2			
% of Total	14.28%	14.39%	14.11%	14.22%	14.44%	14.22%	14.33%			

Incoming Weekly EightyFifthSpeeds  
The Barley Mow - Winchfield

from Thu-Jan-01-2026-12-00-AM to Sat-Jan-31-2026-11-59-PM

	29/12/2025	to	04/01/2026							
	Monday	Tuesday	Wednesday	Thursday	Friday	Saturday	Sunday	Week	Weekend	Week Day 85%
Hour	29/12/2025	30/12/2025	31/12/2025	01/01/2026	02/01/2026	03/01/2026	04/01/2026	Day Avg	Avg	Avg Speed
0 - 1	*	*	*	32.5	35	25	25	33.75	25	33.75
1 - 2	*	*	*	32.5	0	0	30	32.5	30	32.5
2 - 3	*	*	*	32.5	0	0	0	32.5	0	32.5
3 - 4	*	*	*	35	25	0	25	30	25	30
4 - 5	*	*	*	30	0	0	0	30	0	30
5 - 6	*	*	*	0	33.8	0	0	33.8	0	33.8
6 - 7	*	*	*	29.2	32.5	29.2	32.5	30.85	30.85	30.85
7 - 8	*	*	*	32.5	34.5	33.3	29	33.5	31.15	33.5
8 - 9	*	*	*	29.5	33	29.1	28.8	31.25	28.95	31.25
9 - 10	*	*	*	31.9	30.5	28.9	28.8	31.2	28.85	31.2
10 - 11	*	*	*	31.7	29.4	29.6	31.4	30.55	30.5	30.55
11 - 12	*	*	*	28.8	31.6	31.4	31.9	30.2	31.65	30.2
12 - 13	*	*	*	30.4	31.2	32	29.5	30.8	30.75	30.8
13 - 14	*	*	*	28.8	31.9	31.1	32.1	30.35	31.6	30.35
14 - 15	*	*	*	29.3	31.1	31.4	31.9	30.2	31.65	30.2
15 - 16	*	*	*	30.9	31.9	31	30	31.4	30.5	31.4
16 - 17	*	*	*	29.6	29.8	31.2	31.4	29.7	31.3	29.7
17 - 18	*	*	*	35	32.5	32.5	34.1	33.75	33.3	33.75
18 - 19	*	*	*	32.5	30.8	33	31.7	31.65	32.35	31.65
19 - 20	*	*	*	34.2	30.8	34.7	40	32.5	37.35	32.5
20 - 21	*	*	*	34.2	30	32.5	28.8	32.1	30.65	32.1
21 - 22	*	*	*	30	30	37.5	28.8	30	33.15	30
22 - 23	*	*	*	27.5	32.5	32.5	32.5	30	32.5	30
23 - 24	*	*	*	32.5	30	30	37.5	31.25	33.75	31.25
Totals	0	0	0	721	657.8	595.9	650.7			
% of Total	0%	0%	0%	27.46%	25.06%	22.7%	24.78%			

Incoming Weekly EightyFifthSpeeds  
The Barley Mow - Winchfield

from Thu-Jan-01-2026-12-00-AM to Sat-Jan-31-2026-11-59-PM

	05/01/2026	to	11/01/2026							
	Monday	Tuesday	Wednesday	Thursday	Friday	Saturday	Sunday	Week	Weekend	Week Day 85%
Hour	05/01/2026	06/01/2026	07/01/2026	08/01/2026	09/01/2026	10/01/2026	11/01/2026	Day Avg	Avg	Avg Speed
0 - 1	25	0	0	0	0	0	30	25	30	25
1 - 2	0	0	0	30	0	30	30	30	30	30
2 - 3	0	0	0	0	0	40	0	0	40	0
3 - 4	0	0	0	27.5	0	0	0	27.5	0	27.5
4 - 5	0	17.5	20	35	0	0	0	24.17	0	24.17
5 - 6	22.5	32.5	32.5	33.8	32.5	0	0	30.76	0	30.76
6 - 7	28.3	30	30	32.5	29.6	30	32.5	30.08	31.25	30.08
7 - 8	28.3	31.8	28.6	33.4	32.1	33.3	27.5	30.84	30.4	30.84
8 - 9	26.6	29.3	27.5	33	31.9	32.5	33.3	29.66	32.9	29.66
9 - 10	27	28.8	28.5	32	30	31.8	31.2	29.26	31.5	29.26
10 - 11	26.8	26.8	28.6	31.5	29.7	32.5	30	28.68	31.25	28.68
11 - 12	27.9	28.4	28.8	29.2	30	29.9	33.2	28.86	31.55	28.86
12 - 13	27.9	29.5	29	32	31.7	30.8	31.1	30.02	30.95	30.02
13 - 14	29.5	29.3	29.4	31.9	31.4	29.9	32.1	30.3	31	30.3
14 - 15	29.3	32.1	32.7	31.8	32	31.1	28.8	31.58	29.95	31.58
15 - 16	29.2	28.4	29.9	29.5	31.8	29.8	31.5	29.76	30.65	29.76
16 - 17	29.4	29.8	29.4	29.5	29.7	28.3	33.8	29.56	31.05	29.56
17 - 18	29.4	32	31.7	30.8	30.8	32.5	32.5	30.94	32.5	30.94
18 - 19	31.5	32.9	30	30	32.1	35	32.5	31.3	33.75	31.3
19 - 20	29.2	31.7	29.8	35	32	35	31.2	31.54	33.1	31.54
20 - 21	33.8	32.5	28.3	30	35	30	33.8	31.92	31.9	31.92
21 - 22	30	30	30	32.5	32.5	33.8	25	31	29.4	31
22 - 23	28.8	27.5	29.2	29.2	33.8	30	30	29.7	30	29.7
23 - 24	27.5	25	25	37.5	23.8	18.8	0	27.76	18.8	27.76
Totals	567.9	585.8	578.9	697.6	592.4	625	590			
% of Total	13.4%	13.82%	13.66%	16.46%	13.98%	14.75%	13.92%			

Incoming Weekly EightyFifthSpeeds  
The Barley Mow - Winchfield

from Thu-Jan-01-2026-12-00-AM to Sat-Jan-31-2026-11-59-PM

	12/01/2026	to	18/01/2026							
	Monday	Tuesday	Wednesday	Thursday	Friday	Saturday	Sunday	Week	Weekend	Week Day 85%
Hour	12/01/2026	13/01/2026	14/01/2026	15/01/2026	16/01/2026	17/01/2026	18/01/2026	Day Avg	Avg	Avg Speed
0 - 1	0	30	30	0	30	32.5	25	30	28.75	30
1 - 2	0	0	0	0	0	0	0	0	0	0
2 - 3	0	0	0	0	0	0	30	0	30	0
3 - 4	32.5	0	0	0	0	30	37.5	32.5	33.75	32.5
4 - 5	0	28.8	0	0	23.8	0	20	26.3	20	26.3
5 - 6	34.2	33.3	33.8	32.5	32.5	0	35	33.26	35	33.26
6 - 7	34.2	33.8	29.7	33.8	32.5	32.5	30	32.8	31.25	32.8
7 - 8	32.2	31.9	29.2	31.9	29.9	34.2	32.5	31.02	33.35	31.02
8 - 9	33	33.4	29.9	31.4	32.9	30	31.7	32.12	30.85	32.12
9 - 10	32.9	29.5	28.9	30	31.8	32.7	30.8	30.62	31.75	30.62
10 - 11	32.8	29.9	29.5	28.8	32.5	31	29.3	30.7	30.15	30.7
11 - 12	31.4	30	29.6	30	32.2	31.7	33.1	30.64	32.4	30.64
12 - 13	30.6	30.7	29.7	29.8	28.8	32.5	33	29.92	32.75	29.92
13 - 14	32.1	28.8	29.6	29.8	29.2	31.6	31.6	29.9	31.6	29.9
14 - 15	32.5	31.4	30.5	29.8	32.5	29	29.7	31.34	29.35	31.34
15 - 16	31.1	31	29.6	29.4	33.1	29.2	31.9	30.84	30.55	30.84
16 - 17	32.5	30.8	32.3	29.6	29.9	30.5	30.7	31.02	30.6	31.02
17 - 18	33	31.9	30.6	31.1	31.9	31.7	30	31.7	30.85	31.7
18 - 19	33.6	31	29.7	30	32.1	33	32.9	31.28	32.95	31.28
19 - 20	33.3	33.1	32.5	32.5	33.2	33.8	32.5	32.92	33.15	32.92
20 - 21	33.1	32.5	32.5	32.5	31.7	27.5	30	32.46	28.75	32.46
21 - 22	29.4	28.8	30	27.5	33.3	35	35	29.8	35	29.8
22 - 23	32.5	28.8	32.5	29	30	36.2	33.8	30.56	35	30.56
23 - 24	0	32.5	32.5	0	0	30	30	32.5	30	32.5
Totals	616.9	651.9	612.6	549.4	623.8	634.6	716			
% of Total	14%	14.8%	13.91%	12.47%	14.16%	14.41%	16.25%			

Incoming Weekly EightyFifthSpeeds  
The Barley Mow - Winchfield

from Thu-Jan-01-2026-12-00-AM to Sat-Jan-31-2026-11-59-PM

	19/01/2026	to	25/01/2026							
	Monday	Tuesday	Wednesday	Thursday	Friday	Saturday	Sunday	Week	Weekend	Week Day 85%
Hour	19/01/2026	20/01/2026	21/01/2026	22/01/2026	23/01/2026	24/01/2026	25/01/2026	Day Avg	Avg	Avg Speed
0 - 1	30	0	35	35	32.5	28.8	37.5	33.12	33.15	33.12
1 - 2	0	0	0	0	0	30	0	0	30	0
2 - 3	0	0	0	0	0	33.8	0	0	33.8	0
3 - 4	0	0	20	17.5	0	37.5	0	18.75	37.5	18.75
4 - 5	0	27.5	0	0	20	0	0	23.75	0	23.75
5 - 6	33.8	32.5	35	34.4	0	40	25	33.92	32.5	33.92
6 - 7	35	33.8	34.4	33.8	37.5	32.5	32.5	34.9	32.5	34.9
7 - 8	32.9	33.5	34	31.7	29.5	32.9	32.5	32.32	32.7	32.32
8 - 9	33	33.4	31.8	33	31.7	30	34.2	32.58	32.1	32.58
9 - 10	30.8	32.2	32	29.8	29.8	31.7	30	30.92	30.85	30.92
10 - 11	30.9	29.6	29	29.5	31.7	31.9	30	30.14	30.95	30.14
11 - 12	29.7	31.5	29.7	31.7	28.9	30.3	33.4	30.3	31.85	30.3
12 - 13	30.8	29.6	33.1	32.5	29	30.4	31.6	31	31	31
13 - 14	32.7	29.6	30.6	31.2	29.4	31.8	32.9	30.7	32.35	30.7
14 - 15	29.8	29.9	29.6	32.5	30.8	30.6	32.2	30.52	31.4	30.52
15 - 16	29.9	32	29.1	29	31.8	32.5	32.5	30.36	32.5	30.36
16 - 17	31.6	31.5	31.2	30.4	30.6	30	31.8	31.06	30.9	31.06
17 - 18	33.1	33.3	29.3	29.7	32.2	28.9	31.7	31.52	30.3	31.52
18 - 19	31.7	33.9	33.9	32.1	32.9	33.8	33.6	32.9	33.7	32.9
19 - 20	33.9	33.9	31.9	31.7	31.9	32.5	33.8	32.66	33.15	32.66
20 - 21	35	33.5	30	33.3	27.5	36.2	28.8	31.86	32.5	31.86
21 - 22	33.3	32.5	27.5	27.5	34.4	31.2	0	31.04	31.2	31.04
22 - 23	28.8	30	0	27.5	37.5	32.5	35	30.95	33.75	30.95
23 - 24	0	32.5	32.5	17.5	30	32.5	0	28.12	32.5	28.12
Totals	606.7	636.2	619.6	631.3	619.6	742.3	579			
% of Total	13.68%	14.35%	13.97%	14.24%	13.97%	16.74%	13.06%			

Incoming Weekly EightyFifthSpeeds  
The Barley Mow - Winchfield

from Thu-Jan-01-2026-12-00-AM to Sat-Jan-31-2026-11-59-PM

	26/01/2026	to	01/02/2026							
	Monday	Tuesday	Wednesday	Thursday	Friday	Saturday	Sunday	Week	Weekend	Week Day 85%
Hour	26/01/2026	27/01/2026	28/01/2026	29/01/2026	30/01/2026	31/01/2026	01/02/2026	Day Avg	Avg	Avg Speed
0 - 1	27.5	0	0	0	0	40	*	27.5	40	27.5
1 - 2	0	35	0	0	0	30	*	35	30	35
2 - 3	0	0	0	0	0	0	*	0	0	0
3 - 4	12.5	25	0	30	0	30	*	22.5	30	22.5
4 - 5	0	0	0	0	0	0	*	0	0	0
5 - 6	33.8	30	15	0	35	0	*	28.45	0	28.45
6 - 7	38.3	28.3	30	30	35	25	*	32.32	25	32.32
7 - 8	32.3	31.2	31.9	29.1	32	33.8	*	31.3	33.8	31.3
8 - 9	31.4	29.5	32.2	29.2	33.1	32.5	*	31.08	32.5	31.08
9 - 10	31.5	31	31.7	29.2	30	30	*	30.68	30	30.68
10 - 11	33.3	29	29.3	28.6	31.2	31.4	*	30.28	31.4	30.28
11 - 12	32.7	31.2	28.2	29.6	31.9	31.4	*	30.72	31.4	30.72
12 - 13	31.4	29.7	27.5	29.3	30	30.6	*	29.58	30.6	29.58
13 - 14	32.1	28.8	28.5	30.7	31.4	32	*	30.3	32	30.3
14 - 15	29.3	31.2	28.3	31.5	32.2	31.7	*	30.5	31.7	30.5
15 - 16	29.8	33.8	29.1	32.5	34	32.8	*	31.84	32.8	31.84
16 - 17	32.1	30.6	31.7	32.5	29.6	30.7	*	31.3	30.7	31.3
17 - 18	28.6	31.4	32.7	32.3	29.7	34	*	30.94	34	30.94
18 - 19	29.5	33.8	31.7	30.8	31.8	31.2	*	31.52	31.2	31.52
19 - 20	30	29.6	35	32.5	31.7	32	*	31.76	32	31.76
20 - 21	30	31.7	31.2	31.7	32	28.6	*	31.32	28.6	31.32
21 - 22	37.5	33.3	32.5	33.6	33.8	30	*	34.14	30	34.14
22 - 23	30	0	30	30	28.3	32.5	*	29.58	32.5	29.58
23 - 24	0	35	28.8	30	35	27.5	*	32.2	27.5	32.2
Totals	613.6	619.1	565.3	583.1	607.7	657.7	0			
% of Total	16.83%	16.98%	15.5%	15.99%	16.67%	18.04%	0%			

Incoming Monthly EightyFifthSpeeds  
 The Barley Mow - Winchfield

from Thu-Jan-01-2026-12-00-AM to Sat-Jan-31-2026-11-59-PM

	Jan 2026							Week	Weekend	Week Day 85%
Hour	Monday	Tuesday	Wednesday	Thursday	Friday	Saturday	Sunday	Day Avg	Avg	Avg Speed
0 - 1	28.8	30	32.5	33.8	33.8	33.3	35	31.78	34.15	31.78
1 - 2	0	35	0	32.5	0	29	28.8	33.75	28.9	33.75
2 - 3	0	0	0	32.5	0	37.5	30	32.5	33.75	32.5
3 - 4	32.5	25	20	30	25	37.5	37.5	26.5	37.5	26.5
4 - 5	0	28.3	20	32.5	23.8	0	20	26.15	20	26.15
5 - 6	33.9	33.5	33.1	33.9	33.3	40	32.5	33.54	36.25	33.54
6 - 7	34.8	32.9	32.7	33.3	34.4	31.2	31.7	33.62	31.45	33.62
7 - 8	32.1	32.4	30.8	32.1	31.8	33.2	30	31.84	31.6	31.84
8 - 9	31.8	32.7	30	32.2	32.5	30.7	32.7	31.84	31.7	31.84
9 - 10	30.7	30	29.5	30.6	30.6	31.6	29.8	30.28	30.7	30.28
10 - 11	31.6	29.3	29	30	30.9	31.4	30.2	30.16	30.8	30.16
11 - 12	30.9	29.9	29.3	29.7	30.8	30.9	32.8	30.12	31.85	30.12
12 - 13	29.9	29.7	29.6	31.3	29.9	31.6	31.7	30.08	31.65	30.08
13 - 14	31.9	29.2	29.6	29.9	30.5	31.2	32.1	30.22	31.65	30.22
14 - 15	30	31.1	30.9	31	31.9	30.5	30.6	30.98	30.55	30.98
15 - 16	29.8	30.6	29.5	29.8	32.4	30.3	31.5	30.42	30.9	30.42
16 - 17	31.1	30.7	31.2	29.9	29.9	29.9	31.4	30.56	30.65	30.56
17 - 18	31.6	32.3	31.1	31	31.5	31.8	33	31.5	32.4	31.5
18 - 19	32.5	32.7	31.8	31.3	32.1	33.1	32.9	32.08	33	32.08
19 - 20	32.6	32.8	31.9	32.9	32.2	34	34.1	32.48	34.05	32.48
20 - 21	33.6	32.8	31.2	32.8	32.6	31.2	30	32.6	30.6	32.6
21 - 22	33.9	30.9	31.7	31.7	33.3	33.8	34.2	32.3	34	32.3
22 - 23	30	29.5	30	29.2	33.9	33.4	33.8	30.52	33.6	30.52
23 - 24	27.5	33	32.5	33.8	30	30	30	31.36	30	31.36

## Summary of Violators

The Barley Mow - Winchfield

from Thu-Jan-01-2026-12-00-AM to Sat-Jan-31-2026-11-59-PM

Starting Hour	Count	Average Speed of all Traffic	Violator Counts	Average Speed of Violators
00:00:00	2	22.5	0	0.0
01:00:00	6	30.8	4	32.5
02:00:00	6	29.2	2	32.5
03:00:00	2	32.5	2	32.5
04:00:00	2	27.5	0	0.0
05:00:00	0	N/A	N/A	N/A
06:00:00	4	27.5	0	0.0
07:00:00	14	28.2	4	32.5
08:00:00	18	24.2	2	32.5
09:00:00	32	23.9	8	32.5
10:00:00	74	17.4	16	32.5
11:00:00	72	15.2	6	32.5
12:00:00	94	13.8	12	33.3
13:00:00	114	14.1	10	32.5
14:00:00	76	16.1	6	35.8
15:00:00	86	14.0	12	32.5
16:00:00	54	19.9	10	32.5
17:00:00	20	25.5	4	35.0
18:00:00	24	20.2	6	32.5
19:00:00	20	24.3	8	35.0
20:00:00	6	32.5	6	32.5
21:00:00	2	27.5	0	0.0
22:00:00	4	22.5	0	0.0
23:00:00	6	29.2	2	32.5
00:00:00	2	32.5	2	32.5
01:00:00	0	N/A	N/A	N/A
02:00:00	0	N/A	N/A	N/A
03:00:00	2	22.5	0	0.0
04:00:00	0	N/A	N/A	N/A
05:00:00	4	32.5	4	32.5
06:00:00	6	29.2	2	32.5
07:00:00	20	24.5	12	33.3
08:00:00	38	20.4	12	33.3
09:00:00	50	17.2	8	32.5
10:00:00	76	15.1	8	33.8
11:00:00	80	15.4	14	32.5
12:00:00	80	15.8	18	32.5
13:00:00	68	17.7	14	32.5
14:00:00	84	13.9	16	33.1
15:00:00	80	15.4	18	32.5
16:00:00	64	16.9	10	32.5
17:00:00	64	16.5	16	33.1
18:00:00	34	20.6	8	32.5
19:00:00	34	21.0	6	32.5
20:00:00	10	22.0	2	32.5
21:00:00	12	27.5	2	32.5
22:00:00	12	24.2	4	32.5
23:00:00	2	27.5	0	0.0

## Summary of Violators

The Barley Mow - Winchfield

from Thu-Jan-01-2026-12-00-AM to Sat-Jan-31-2026-11-59-PM

00:00:00	2	22.5	0	0.0
01:00:00	0	N/A	N/A	N/A
02:00:00	0	N/A	N/A	N/A
03:00:00	0	N/A	N/A	N/A
04:00:00	0	N/A	N/A	N/A
05:00:00	0	N/A	N/A	N/A
06:00:00	6	27.5	0	0.0
07:00:00	16	26.3	6	32.5
08:00:00	38	16.6	4	32.5
09:00:00	42	18.1	0	0.0
10:00:00	58	20.7	8	32.5
11:00:00	90	15.8	18	33.1
12:00:00	84	15.9	20	32.5
13:00:00	74	20.1	16	33.1
14:00:00	98	13.7	20	32.5
15:00:00	54	16.7	10	32.5
16:00:00	44	17.7	8	32.5
17:00:00	48	22.5	12	34.2
18:00:00	46	20.7	12	33.3
19:00:00	36	23.3	22	33.4
20:00:00	8	28.8	4	32.5
21:00:00	6	32.5	4	35.0
22:00:00	16	28.1	4	32.5
23:00:00	12	28.3	2	37.5
00:00:00	2	22.5	0	0.0
01:00:00	2	27.5	0	0.0
02:00:00	0	N/A	N/A	N/A
03:00:00	2	22.5	0	0.0
04:00:00	0	N/A	N/A	N/A
05:00:00	0	N/A	N/A	N/A
06:00:00	8	27.5	2	32.5
07:00:00	10	22.0	0	0.0
08:00:00	16	24.4	0	0.0
09:00:00	38	15.0	0	0.0
10:00:00	62	16.4	14	32.5
11:00:00	64	16.8	14	32.5
12:00:00	66	17.1	8	32.5
13:00:00	64	21.3	14	33.2
14:00:00	74	14.9	16	32.5
15:00:00	68	18.8	12	32.5
16:00:00	68	15.8	12	32.5
17:00:00	38	27.0	20	33.0
18:00:00	28	20.4	6	32.5
19:00:00	18	30.3	8	36.3
20:00:00	4	25.0	0	0.0
21:00:00	6	18.3	0	0.0
22:00:00	4	27.5	2	32.5
23:00:00	8	28.8	2	37.5
00:00:00	2	22.5	0	0.0

Summary of Violators  
The Barley Mow - Winchfield

from Thu-Jan-01-2026-12-00-AM to Sat-Jan-31-2026-11-59-PM

01:00:00	0	N/A	N/A	N/A
02:00:00	0	N/A	N/A	N/A
03:00:00	0	N/A	N/A	N/A
04:00:00	0	N/A	N/A	N/A
05:00:00	4	20.0	0	0.0
06:00:00	22	23.0	2	32.5
07:00:00	54	19.6	4	32.5
08:00:00	74	12.7	0	0.0
09:00:00	52	16.6	2	32.5
10:00:00	58	15.1	0	0.0
11:00:00	40	17.1	0	0.0
12:00:00	74	13.7	2	32.5
13:00:00	64	17.0	6	34.2
14:00:00	44	20.5	4	32.5
15:00:00	100	11.7	6	32.5
16:00:00	86	13.3	6	32.5
17:00:00	70	12.7	8	32.5
18:00:00	52	19.5	10	32.5
19:00:00	32	19.7	2	37.5
20:00:00	20	22.0	6	34.2
21:00:00	10	22.0	2	37.5
22:00:00	6	24.2	0	0.0
23:00:00	4	25.0	0	0.0
00:00:00	0	N/A	N/A	N/A
01:00:00	0	N/A	N/A	N/A
02:00:00	0	N/A	N/A	N/A
03:00:00	0	N/A	N/A	N/A
04:00:00	2	7.5	0	0.0
05:00:00	10	25.5	2	32.5
06:00:00	26	19.0	4	32.5
07:00:00	54	16.1	12	32.5
08:00:00	78	14.4	6	34.2
09:00:00	64	15.6	4	32.5
10:00:00	62	11.9	0	0.0
11:00:00	40	20.4	2	32.5
12:00:00	62	14.9	6	32.5
13:00:00	54	15.2	2	32.5
14:00:00	52	18.8	14	32.5
15:00:00	100	9.2	2	32.5
16:00:00	92	17.2	14	33.2
17:00:00	66	15.0	10	33.5
18:00:00	50	18.4	18	33.1
19:00:00	30	22.2	6	32.5
20:00:00	12	24.6	4	32.5
21:00:00	8	28.8	2	32.5
22:00:00	6	24.2	0	0.0
23:00:00	2	22.5	0	0.0
00:00:00	0	N/A	N/A	N/A
01:00:00	0	N/A	N/A	N/A

Summary of Violators  
The Barley Mow - Winchfield

from Thu-Jan-01-2026-12-00-AM to Sat-Jan-31-2026-11-59-PM

02:00:00	0	N/A	N/A	N/A
03:00:00	0	N/A	N/A	N/A
04:00:00	2	17.5	0	0.0
05:00:00	6	27.5	0	0.0
06:00:00	26	25.8	6	32.5
07:00:00	62	14.2	2	32.5
08:00:00	72	13.5	0	0.0
09:00:00	52	15.6	0	0.0
10:00:00	54	16.3	0	0.0
11:00:00	54	16.7	4	32.5
12:00:00	84	13.1	4	32.5
13:00:00	52	18.2	4	32.5
14:00:00	66	15.8	18	32.5
15:00:00	86	13.5	16	32.5
16:00:00	70	12.9	6	32.5
17:00:00	78	16.1	16	32.5
18:00:00	52	20.4	10	32.5
19:00:00	44	20.1	4	32.5
20:00:00	18	22.2	2	32.5
21:00:00	12	22.1	2	32.5
22:00:00	6	27.5	0	0.0
23:00:00	2	22.5	0	0.0
00:00:00	0	N/A	N/A	N/A
01:00:00	2	27.5	0	0.0
02:00:00	0	N/A	N/A	N/A
03:00:00	2	17.5	0	0.0
04:00:00	2	27.5	0	0.0
05:00:00	10	26.0	10	32.5
06:00:00	26	21.9	6	35.8
07:00:00	72	17.8	22	33.0
08:00:00	68	17.7	30	32.8
09:00:00	92	15.7	20	32.5
10:00:00	106	14.0	24	32.5
11:00:00	48	16.8	6	34.2
12:00:00	88	15.1	18	32.5
13:00:00	74	17.6	20	32.5
14:00:00	78	16.2	16	33.1
15:00:00	70	15.3	6	32.5
16:00:00	64	14.4	2	32.5
17:00:00	72	15.1	14	32.5
18:00:00	40	21.1	6	32.5
19:00:00	14	20.4	2	37.5
20:00:00	10	28.5	4	32.5
21:00:00	8	23.8	2	32.5
22:00:00	8	26.3	0	0.0
23:00:00	6	32.5	4	35.0
00:00:00	0	N/A	N/A	N/A
01:00:00	0	N/A	N/A	N/A
02:00:00	0	N/A	N/A	N/A

Summary of Violators  
 The Barley Mow - Winchfield

from Thu-Jan-01-2026-12-00-AM to Sat-Jan-31-2026-11-59-PM

03:00:00	0	N/A	N/A	N/A
04:00:00	0	N/A	N/A	N/A
05:00:00	6	9.2	0	0.0
06:00:00	20	26.3	4	37.5
07:00:00	40	20.3	12	32.5
08:00:00	82	17.5	18	32.5
09:00:00	50	18.5	10	32.5
10:00:00	70	17.3	8	33.8
11:00:00	66	18.6	8	33.8
12:00:00	46	21.1	14	32.5
13:00:00	80	15.4	14	33.2
14:00:00	96	17.3	22	33.4
15:00:00	68	16.0	16	33.1
16:00:00	84	13.8	10	32.5
17:00:00	78	16.2	14	32.5
18:00:00	42	19.9	12	32.5
19:00:00	44	23.1	10	32.5
20:00:00	26	25.6	12	34.2
21:00:00	14	28.2	4	32.5
22:00:00	20	24.8	6	34.2
23:00:00	4	22.5	0	0.0
00:00:00	0	N/A	N/A	N/A
01:00:00	2	27.5	0	0.0
02:00:00	2	37.5	2	37.5
03:00:00	0	N/A	N/A	N/A
04:00:00	0	N/A	N/A	N/A
05:00:00	0	N/A	N/A	N/A
06:00:00	10	28.5	2	32.5
07:00:00	16	24.7	6	32.5
08:00:00	38	18.3	10	33.5
09:00:00	52	22.4	14	32.5
10:00:00	76	18.2	18	33.1
11:00:00	108	13.5	16	34.4
12:00:00	98	14.8	16	33.8
13:00:00	70	17.4	14	33.9
14:00:00	90	13.2	14	32.5
15:00:00	122	11.6	16	32.5
16:00:00	52	14.3	2	37.5
17:00:00	32	20.5	6	34.2
18:00:00	28	23.6	6	34.2
19:00:00	18	27.2	10	34.5
20:00:00	16	25.6	2	32.5
21:00:00	24	22.3	10	33.5
22:00:00	14	23.6	2	32.5
23:00:00	4	17.5	0	0.0
00:00:00	12	22.9	2	32.5
01:00:00	2	27.5	0	0.0
02:00:00	0	N/A	N/A	N/A
03:00:00	0	N/A	N/A	N/A

Summary of Violators  
 The Barley Mow - Winchfield

from Thu-Jan-01-2026-12-00-AM to Sat-Jan-31-2026-11-59-PM

04:00:00	0	N/A	N/A	N/A
05:00:00	0	N/A	N/A	N/A
06:00:00	8	26.3	2	32.5
07:00:00	10	18.0	0	0.0
08:00:00	30	23.0	8	33.8
09:00:00	36	20.0	8	32.5
10:00:00	60	16.0	8	32.5
11:00:00	64	18.4	18	33.6
12:00:00	78	17.7	14	32.5
13:00:00	62	20.7	18	33.1
14:00:00	56	14.9	0	0.0
15:00:00	44	20.2	10	32.5
16:00:00	26	22.9	6	34.2
17:00:00	20	27.0	4	35.0
18:00:00	18	23.3	4	35.0
19:00:00	20	19.8	4	32.5
20:00:00	6	29.2	4	32.5
21:00:00	2	22.5	0	0.0
22:00:00	2	27.5	0	0.0
23:00:00	0	N/A	N/A	N/A
00:00:00	0	N/A	N/A	N/A
01:00:00	0	N/A	N/A	N/A
02:00:00	0	N/A	N/A	N/A
03:00:00	4	27.5	2	32.5
04:00:00	0	N/A	N/A	N/A
05:00:00	6	32.5	6	32.5
06:00:00	16	31.3	8	35.0
07:00:00	78	17.3	20	33.0
08:00:00	72	18.6	22	33.0
09:00:00	66	15.9	14	33.9
10:00:00	52	21.8	20	32.5
11:00:00	60	19.5	14	32.5
12:00:00	54	20.8	10	32.5
13:00:00	76	16.1	14	33.2
14:00:00	68	17.7	18	34.2
15:00:00	108	14.5	22	33.0
16:00:00	74	17.8	18	33.1
17:00:00	76	18.1	26	32.9
18:00:00	62	19.3	30	32.8
19:00:00	42	23.3	10	34.5
20:00:00	18	25.0	4	32.5
21:00:00	12	23.8	4	32.5
22:00:00	12	27.5	4	32.5
23:00:00	2	27.5	0	0.0
00:00:00	0	N/A	N/A	N/A
01:00:00	2	27.5	0	0.0
02:00:00	0	N/A	N/A	N/A
03:00:00	0	N/A	N/A	N/A
04:00:00	2	27.5	0	0.0

Summary of Violators  
The Barley Mow - Winchfield

from Thu-Jan-01-2026-12-00-AM to Sat-Jan-31-2026-11-59-PM

05:00:00	12	24.6	6	32.5
06:00:00	34	20.9	18	33.6
07:00:00	92	14.1	20	32.5
08:00:00	100	15.9	40	33.0
09:00:00	80	12.7	12	32.5
10:00:00	76	13.4	10	33.5
11:00:00	48	21.1	8	32.5
12:00:00	84	14.9	12	32.5
13:00:00	56	18.8	2	32.5
14:00:00	68	16.7	14	32.5
15:00:00	66	17.2	12	33.3
16:00:00	70	17.0	12	32.5
17:00:00	72	16.3	14	32.5
18:00:00	56	21.9	12	32.5
19:00:00	32	24.4	8	33.8
20:00:00	36	21.3	12	32.5
21:00:00	20	23.0	2	32.5
22:00:00	8	25.0	0	0.0
23:00:00	4	27.5	2	32.5
00:00:00	2	27.5	0	0.0
01:00:00	0	N/A	N/A	N/A
02:00:00	0	N/A	N/A	N/A
03:00:00	0	N/A	N/A	N/A
04:00:00	0	N/A	N/A	N/A
05:00:00	6	30.8	4	32.5
06:00:00	12	19.2	2	32.5
07:00:00	70	13.4	6	32.5
08:00:00	132	11.5	14	32.5
09:00:00	88	14.1	8	32.5
10:00:00	80	14.4	6	32.5
11:00:00	60	17.5	8	32.5
12:00:00	76	16.8	10	33.5
13:00:00	72	14.0	4	32.5
14:00:00	66	18.3	10	32.5
15:00:00	96	13.7	10	32.5
16:00:00	96	14.9	26	33.7
17:00:00	108	13.2	20	32.5
18:00:00	58	14.8	6	32.5
19:00:00	30	24.5	6	35.8
20:00:00	22	23.0	6	32.5
21:00:00	8	28.8	2	32.5
22:00:00	10	21.0	2	32.5
23:00:00	4	27.5	2	32.5
00:00:00	0	N/A	N/A	N/A
01:00:00	0	N/A	N/A	N/A
02:00:00	0	N/A	N/A	N/A
03:00:00	0	N/A	N/A	N/A
04:00:00	0	N/A	N/A	N/A
05:00:00	8	20.6	2	32.5

## Summary of Violators

The Barley Mow - Winchfield

from Thu-Jan-01-2026-12-00-AM to Sat-Jan-31-2026-11-59-PM

06:00:00	24	30.0	10	34.5
07:00:00	84	16.3	22	33.0
08:00:00	88	14.6	20	32.5
09:00:00	58	16.7	6	32.5
10:00:00	58	16.3	4	32.5
11:00:00	70	16.1	10	32.5
12:00:00	60	20.3	8	32.5
13:00:00	80	13.8	10	32.5
14:00:00	62	14.4	6	32.5
15:00:00	52	19.8	6	32.5
16:00:00	72	14.3	6	32.5
17:00:00	76	14.5	14	32.5
18:00:00	40	16.8	6	32.5
19:00:00	30	23.8	10	32.5
20:00:00	30	21.0	8	32.5
21:00:00	4	22.5	0	0.0
22:00:00	12	26.7	0	0.0
23:00:00	0	N/A	N/A	N/A
00:00:00	2	27.5	0	0.0
01:00:00	0	N/A	N/A	N/A
02:00:00	0	N/A	N/A	N/A
03:00:00	0	N/A	N/A	N/A
04:00:00	4	11.3	0	0.0
05:00:00	4	30.0	2	32.5
06:00:00	20	23.0	4	37.5
07:00:00	56	12.9	8	32.5
08:00:00	66	18.0	22	32.5
09:00:00	64	20.7	18	33.1
10:00:00	82	16.3	16	33.1
11:00:00	84	17.1	20	33.5
12:00:00	92	14.8	10	32.5
13:00:00	66	17.6	6	32.5
14:00:00	80	18.1	20	33.0
15:00:00	78	15.5	26	33.3
16:00:00	84	15.7	12	32.5
17:00:00	80	16.1	18	33.1
18:00:00	56	19.0	14	32.5
19:00:00	40	22.5	16	33.1
20:00:00	30	23.2	6	32.5
21:00:00	16	27.5	6	32.5
22:00:00	16	27.5	2	32.5
23:00:00	0	N/A	N/A	N/A
00:00:00	4	30.0	2	32.5
01:00:00	0	N/A	N/A	N/A
02:00:00	0	N/A	N/A	N/A
03:00:00	2	27.5	0	0.0
04:00:00	0	N/A	N/A	N/A
05:00:00	0	N/A	N/A	N/A
06:00:00	6	29.2	2	32.5

Summary of Violators  
The Barley Mow - Winchfield

from Thu-Jan-01-2026-12-00-AM to Sat-Jan-31-2026-11-59-PM

07:00:00	14	29.6	8	33.8
08:00:00	50	17.6	6	32.5
09:00:00	70	18.6	20	32.5
10:00:00	72	15.6	18	33.1
11:00:00	66	17.3	14	33.2
12:00:00	86	17.1	22	33.0
13:00:00	72	17.5	16	32.5
14:00:00	68	16.0	6	32.5
15:00:00	102	12.1	6	34.2
16:00:00	56	17.8	8	32.5
17:00:00	42	21.3	8	33.8
18:00:00	40	22.9	14	33.2
19:00:00	30	22.7	10	33.5
20:00:00	8	18.1	0	0.0
21:00:00	10	29.5	4	35.0
22:00:00	18	24.2	8	35.0
23:00:00	16	24.4	4	35.0
00:00:00	2	22.5	0	0.0
01:00:00	0	N/A	N/A	N/A
02:00:00	2	27.5	0	0.0
03:00:00	4	35.0	4	35.0
04:00:00	2	17.5	0	0.0
05:00:00	0	N/A	N/A	N/A
06:00:00	4	30.0	2	32.5
07:00:00	10	26.5	4	32.5
08:00:00	28	19.6	6	32.5
09:00:00	28	18.4	6	32.5
10:00:00	60	16.6	6	32.5
11:00:00	74	18.6	20	33.5
12:00:00	68	18.1	24	32.5
13:00:00	98	16.0	24	32.5
14:00:00	68	19.2	10	33.5
15:00:00	68	18.1	16	32.5
16:00:00	82	17.5	16	32.5
17:00:00	42	20.8	6	34.2
18:00:00	42	18.3	12	32.5
19:00:00	24	24.0	6	34.2
20:00:00	16	20.9	2	32.5
21:00:00	14	31.8	8	35.0
22:00:00	6	29.2	4	32.5
23:00:00	2	27.5	0	0.0
00:00:00	2	27.5	0	0.0
01:00:00	0	N/A	N/A	N/A
02:00:00	0	N/A	N/A	N/A
03:00:00	0	N/A	N/A	N/A
04:00:00	0	N/A	N/A	N/A
05:00:00	4	32.5	4	32.5
06:00:00	20	26.8	6	37.5
07:00:00	80	16.6	28	32.9

Summary of Violators  
The Barley Mow - Winchfield

from Thu-Jan-01-2026-12-00-AM to Sat-Jan-31-2026-11-59-PM

08:00:00	88	18.0	32	32.8
09:00:00	68	16.2	12	32.5
10:00:00	82	15.6	16	32.5
11:00:00	70	12.1	4	32.5
12:00:00	72	16.4	16	33.1
13:00:00	68	18.5	20	32.5
14:00:00	72	16.9	12	33.3
15:00:00	78	15.0	6	32.5
16:00:00	84	17.9	18	34.2
17:00:00	90	13.3	24	33.3
18:00:00	60	18.4	18	33.1
19:00:00	36	24.3	16	32.5
20:00:00	14	31.8	8	35.0
21:00:00	14	15.7	6	32.5
22:00:00	8	25.0	0	0.0
23:00:00	0	N/A	N/A	N/A
00:00:00	0	N/A	N/A	N/A
01:00:00	0	N/A	N/A	N/A
02:00:00	0	N/A	N/A	N/A
03:00:00	0	N/A	N/A	N/A
04:00:00	4	8.8	0	0.0
05:00:00	6	29.2	2	32.5
06:00:00	12	30.0	4	35.0
07:00:00	94	16.5	34	33.1
08:00:00	110	16.4	46	33.2
09:00:00	66	19.5	18	32.5
10:00:00	82	15.2	8	33.8
11:00:00	60	17.3	10	33.5
12:00:00	96	12.0	10	32.5
13:00:00	70	16.3	6	32.5
14:00:00	86	16.7	14	32.5
15:00:00	84	16.6	18	32.5
16:00:00	108	15.6	26	32.9
17:00:00	76	16.2	22	33.9
18:00:00	46	24.0	18	33.6
19:00:00	32	24.8	18	33.1
20:00:00	26	17.7	10	32.5
21:00:00	16	25.3	4	32.5
22:00:00	10	26.5	2	32.5
23:00:00	4	30.0	2	32.5
00:00:00	2	32.5	2	32.5
01:00:00	0	N/A	N/A	N/A
02:00:00	0	N/A	N/A	N/A
03:00:00	2	17.5	0	0.0
04:00:00	0	N/A	N/A	N/A
05:00:00	2	32.5	2	32.5
06:00:00	26	28.8	16	33.8
07:00:00	62	22.8	22	33.4
08:00:00	100	13.2	28	32.9

Summary of Violators  
The Barley Mow - Winchfield

from Thu-Jan-01-2026-12-00-AM to Sat-Jan-31-2026-11-59-PM

09:00:00	48	22.4	12	33.3
10:00:00	50	15.9	2	32.5
11:00:00	48	15.2	6	32.5
12:00:00	52	16.6	10	33.5
13:00:00	64	18.3	12	35.0
14:00:00	62	15.6	8	32.5
15:00:00	72	14.6	4	32.5
16:00:00	64	17.1	12	32.5
17:00:00	52	17.9	4	32.5
18:00:00	36	20.4	16	33.1
19:00:00	34	21.5	8	32.5
20:00:00	12	22.9	2	32.5
21:00:00	2	22.5	0	0.0
22:00:00	2	27.5	0	0.0
23:00:00	4	30.0	2	32.5
00:00:00	0	N/A	N/A	N/A
01:00:00	2	32.5	2	32.5
02:00:00	0	N/A	N/A	N/A
03:00:00	4	15.0	0	0.0
04:00:00	0	N/A	N/A	N/A
05:00:00	8	24.4	8	32.5
06:00:00	34	26.0	16	33.8
07:00:00	50	16.5	8	32.5
08:00:00	94	14.8	36	32.8
09:00:00	88	13.8	12	33.3
10:00:00	48	20.1	6	32.5
11:00:00	48	20.4	12	32.5
12:00:00	84	16.8	24	32.5
13:00:00	56	20.1	12	33.3
14:00:00	86	14.5	22	33.4
15:00:00	64	15.5	2	32.5
16:00:00	78	13.3	10	32.5
17:00:00	72	16.2	10	32.5
18:00:00	54	18.0	12	32.5
19:00:00	34	21.3	10	32.5
20:00:00	14	25.0	6	32.5
21:00:00	20	23.0	0	0.0
22:00:00	6	20.8	0	0.0
23:00:00	2	12.5	0	0.0
00:00:00	6	25.8	2	32.5
01:00:00	0	N/A	N/A	N/A
02:00:00	0	N/A	N/A	N/A
03:00:00	0	N/A	N/A	N/A
04:00:00	2	17.5	0	0.0
05:00:00	0	N/A	N/A	N/A
06:00:00	18	30.8	8	36.3
07:00:00	24	15.2	2	32.5
08:00:00	74	18.0	18	32.5
09:00:00	44	18.3	4	35.0

## Summary of Violators

The Barley Mow - Winchfield

from Thu-Jan-01-2026-12-00-AM to Sat-Jan-31-2026-11-59-PM

10:00:00	100	15.0	24	32.9
11:00:00	94	12.7	6	34.2
12:00:00	68	15.3	2	32.5
13:00:00	78	16.8	8	32.5
14:00:00	80	15.6	14	32.5
15:00:00	88	18.1	20	33.0
16:00:00	106	13.5	18	33.1
17:00:00	88	16.6	22	33.0
18:00:00	54	18.1	16	33.1
19:00:00	38	20.7	10	33.5
20:00:00	26	13.3	0	0.0
21:00:00	6	21.7	6	32.5
22:00:00	16	33.1	14	33.9
23:00:00	2	27.5	0	0.0
00:00:00	4	27.5	0	0.0
01:00:00	2	27.5	0	0.0
02:00:00	4	32.5	4	32.5
03:00:00	6	21.7	2	37.5
04:00:00	0	N/A	N/A	N/A
05:00:00	2	37.5	2	37.5
06:00:00	12	20.0	4	32.5
07:00:00	30	20.2	8	32.5
08:00:00	44	17.7	8	35.0
09:00:00	72	16.2	16	33.1
10:00:00	66	17.2	16	32.5
11:00:00	118	12.5	18	33.1
12:00:00	84	15.5	10	32.5
13:00:00	108	13.8	26	33.3
14:00:00	110	14.1	22	32.5
15:00:00	62	19.8	12	35.0
16:00:00	64	16.7	12	32.5
17:00:00	50	20.9	2	37.5
18:00:00	40	20.3	12	34.2
19:00:00	22	26.4	6	34.2
20:00:00	24	22.9	4	35.0
21:00:00	18	28.6	6	34.2
22:00:00	20	25.3	4	35.0
23:00:00	6	29.2	2	32.5
00:00:00	10	31.5	6	35.8
01:00:00	0	N/A	N/A	N/A
02:00:00	0	N/A	N/A	N/A
03:00:00	0	N/A	N/A	N/A
04:00:00	0	N/A	N/A	N/A
05:00:00	2	22.5	0	0.0
06:00:00	8	21.9	2	32.5
07:00:00	8	25.0	2	32.5
08:00:00	26	25.6	12	33.3
09:00:00	52	16.5	8	32.5
10:00:00	60	15.8	12	32.5

## Summary of Violators

The Barley Mow - Winchfield

from Thu-Jan-01-2026-12-00-AM to Sat-Jan-31-2026-11-59-PM

11:00:00	70	18.9	18	33.6
12:00:00	76	17.4	16	32.5
13:00:00	52	18.8	18	33.1
14:00:00	66	17.7	20	32.5
15:00:00	46	19.7	8	36.3
16:00:00	70	16.9	18	32.5
17:00:00	24	22.9	6	32.5
18:00:00	24	21.9	12	32.5
19:00:00	18	28.6	6	32.5
20:00:00	14	27.5	2	37.5
21:00:00	0	N/A	N/A	N/A
22:00:00	2	32.5	2	32.5
23:00:00	0	N/A	N/A	N/A
00:00:00	0	N/A	N/A	N/A
01:00:00	4	25.0	0	0.0
02:00:00	0	N/A	N/A	N/A
03:00:00	4	10.0	0	0.0
04:00:00	0	N/A	N/A	N/A
05:00:00	6	29.2	4	32.5
06:00:00	12	27.1	8	36.3
07:00:00	66	17.0	24	32.5
08:00:00	96	15.1	16	32.5
09:00:00	64	17.8	16	33.1
10:00:00	54	19.7	20	33.0
11:00:00	96	16.4	26	33.3
12:00:00	68	18.3	12	32.5
13:00:00	68	19.9	18	34.2
14:00:00	58	17.2	6	33.3
15:00:00	45	13.4	6	32.5
16:00:00	52	16.6	11	34.3
17:00:00	57	12.1	2	32.5
18:00:00	29	17.1	3	32.5
19:00:00	22	19.2	3	32.5
20:00:00	6	15.8	2	32.5
21:00:00	12	20.4	4	35.0
22:00:00	6	26.7	2	32.5
23:00:00	0	N/A	N/A	N/A
00:00:00	0	N/A	N/A	N/A
01:00:00	1	32.5	1	32.5
02:00:00	0	N/A	N/A	N/A
03:00:00	1	22.5	0	0.0
04:00:00	0	N/A	N/A	N/A
05:00:00	1	27.5	0	0.0
06:00:00	5	21.0	0	0.0
07:00:00	23	16.5	4	32.5
08:00:00	38	15.9	4	33.8
09:00:00	28	15.6	5	32.5
10:00:00	29	16.3	2	32.5
11:00:00	24	19.7	5	32.5

## Summary of Violators

The Barley Mow - Winchfield

from Thu-Jan-01-2026-12-00-AM to Sat-Jan-31-2026-11-59-PM

12:00:00	25	18.2	2	35.0
13:00:00	27	15.4	3	32.5
14:00:00	18	19.0	2	32.5
15:00:00	24	20.4	10	33.0
16:00:00	51	13.6	10	33.0
17:00:00	39	13.8	7	32.5
18:00:00	31	19.2	6	36.7
19:00:00	18	18.3	3	32.5
20:00:00	12	24.8	3	32.5
21:00:00	10	16.5	3	32.5
22:00:00	0	N/A	N/A	N/A
23:00:00	1	32.5	1	32.5
00:00:00	0	N/A	N/A	N/A
01:00:00	0	N/A	N/A	N/A
02:00:00	0	N/A	N/A	N/A
03:00:00	0	N/A	N/A	N/A
04:00:00	0	N/A	N/A	N/A
05:00:00	5	11.5	0	0.0
06:00:00	8	22.2	1	32.5
07:00:00	31	15.8	8	32.5
08:00:00	48	16.8	12	33.3
09:00:00	31	16.0	6	32.5
10:00:00	32	15.9	3	32.5
11:00:00	33	13.7	0	0.0
12:00:00	33	15.1	2	32.5
13:00:00	28	17.3	1	32.5
14:00:00	35	14.9	2	35.0
15:00:00	51	13.2	4	32.5
16:00:00	47	16.1	9	33.1
17:00:00	54	14.0	16	33.1
18:00:00	25	20.1	5	32.5
19:00:00	24	20.0	9	34.2
20:00:00	18	19.2	4	32.5
21:00:00	12	22.1	3	34.2
22:00:00	1	27.5	0	0.0
23:00:00	4	13.8	0	0.0
00:00:00	0	N/A	N/A	N/A
01:00:00	0	N/A	N/A	N/A
02:00:00	0	N/A	N/A	N/A
03:00:00	3	19.2	0	0.0
04:00:00	0	N/A	N/A	N/A
05:00:00	0	N/A	N/A	N/A
06:00:00	6	22.9	1	32.5
07:00:00	34	14.2	3	32.5
08:00:00	47	12.9	3	32.5
09:00:00	44	13.1	2	32.5
10:00:00	28	16.6	1	32.5
11:00:00	38	15.4	3	32.5
12:00:00	37	15.9	4	32.5

## Summary of Violators

The Barley Mow - Winchfield

from Thu-Jan-01-2026-12-00-AM to Sat-Jan-31-2026-11-59-PM

13:00:00	34	18.2	7	32.5
14:00:00	47	15.9	9	33.1
15:00:00	43	17.8	12	32.5
16:00:00	54	14.5	14	33.6
17:00:00	53	14.9	14	32.5
18:00:00	31	17.5	6	32.5
19:00:00	19	21.3	5	33.5
20:00:00	12	20.2	3	32.5
21:00:00	13	19.8	7	32.5
22:00:00	6	18.3	1	32.5
23:00:00	2	27.5	0	0.0
00:00:00	0	N/A	N/A	N/A
01:00:00	0	N/A	N/A	N/A
02:00:00	0	N/A	N/A	N/A
03:00:00	0	N/A	N/A	N/A
04:00:00	0	N/A	N/A	N/A
05:00:00	2	30.0	1	32.5
06:00:00	7	25.7	2	35.0
07:00:00	41	13.8	10	33.0
08:00:00	43	17.5	14	32.9
09:00:00	49	15.6	8	33.1
10:00:00	33	16.4	6	32.5
11:00:00	37	17.2	9	32.5
12:00:00	36	18.8	7	34.6
13:00:00	45	17.5	8	33.1
14:00:00	36	16.7	9	33.1
15:00:00	42	15.5	13	33.3
16:00:00	40	15.6	7	33.9
17:00:00	61	11.8	7	32.5
18:00:00	61	12.2	13	32.9
19:00:00	36	17.5	6	35.0
20:00:00	24	19.4	4	32.5
21:00:00	7	21.1	5	32.5
22:00:00	5	19.5	0	0.0
23:00:00	2	16.3	2	32.5
00:00:00	4	31.3	2	35.0
01:00:00	2	25.0	0	0.0
02:00:00	0	N/A	N/A	N/A
03:00:00	1	27.5	0	0.0
04:00:00	0	N/A	N/A	N/A
05:00:00	0	N/A	N/A	N/A
06:00:00	2	25.0	0	0.0
07:00:00	15	19.8	5	33.5
08:00:00	19	18.8	6	32.5
09:00:00	31	15.4	3	32.5
10:00:00	39	17.1	7	33.2
11:00:00	42	17.0	11	33.0
12:00:00	47	17.7	8	32.5
13:00:00	46	15.5	10	33.0

Summary of Violators

The Barley Mow - Winchfield

from Thu-Jan-01-2026-12-00-AM to Sat-Jan-31-2026-11-59-PM

14:00:00	43	16.3	10	32.5
15:00:00	33	20.4	9	33.6
16:00:00	42	16.0	9	32.5
17:00:00	24	18.3	6	33.3
18:00:00	18	24.3	5	33.5
19:00:00	15	18.8	3	32.5
20:00:00	16	19.1	2	32.5
21:00:00	6	20.4	1	32.5
22:00:00	9	23.9	2	32.5
23:00:00	5	18.0	0	0.0

Incoming Histogram

The Barley Mow - Winchfield

from Thu-Jan-01-2026-12-00-AM to Sat-Jan-31-2026-11-59-PM

Date	Starting Hr:min	<15	15 to <20	20 to <25	25 to <30	30 to <35	35 to <40	40 to <45	45 to <50	50 to <55	55 to <60	60 to <65	65 to <70	70 to <75	75 to <80	80 to <85	85 to <90	90 to <95	95 to <100	100 to >105	Total Counts	Avg Speed (MPH)	85pct Speed	10MPH Pace	% in pace	# of Speeders	% Speeders	
01/01/2026	00:00	0	0	2	0	2	0	0	0	0	0	0	0	0	0	0	0	0	0	0	0	4	27	32.5	15 to 25	50.0	2	50.0
01/01/2026	01:00	0	0	0	4	2	0	0	0	0	0	0	0	0	0	0	0	0	0	0	0	6	28.7	32.5	25 to 35	100.0	2	33.3
01/01/2026	02:00	0	0	0	2	2	0	0	0	0	0	0	0	0	0	0	0	0	0	0	0	4	29.5	32.5	25 to 35	100.0	2	50.0
01/01/2026	03:00	0	0	0	0	2	0	0	0	0	0	0	0	0	0	0	0	0	0	0	0	2	32	35	25 to 35	100.0	2	100.0
01/01/2026	04:00	0	0	0	2	0	0	0	0	0	0	0	0	0	0	0	0	0	0	0	0	2	27	30	20 to 30	100.0	*	*
01/01/2026	05:00	0	0	0	0	0	0	0	0	0	0	0	0	0	0	0	0	0	0	0	0	0	0	0	*	*	*	*
01/01/2026	06:00	0	0	0	6	0	0	0	0	0	0	0	0	0	0	0	0	0	0	0	0	6	27	29.2	20 to 30	100.0	*	*
01/01/2026	07:00	0	0	2	6	4	0	0	0	0	0	0	0	0	0	0	0	0	0	0	0	12	27.8	32.5	25 to 35	83.3	4	33.3
01/01/2026	08:00	2	2	4	10	2	0	0	0	0	0	0	0	0	0	0	0	0	0	0	0	20	24	29.5	20 to 30	70.0	2	10.0
01/01/2026	09:00	2	4	8	10	8	0	0	0	0	0	0	0	0	0	0	0	0	0	0	0	32	24.9	31.9	20 to 30	56.3	8	25.0
01/01/2026	10:00	4	0	22	36	18	0	0	0	0	0	0	0	0	0	0	0	0	0	0	0	80	26.1	31.7	20 to 30	72.5	18	22.5
01/01/2026	11:00	14	4	26	28	4	0	0	0	0	0	0	0	0	0	0	0	0	0	0	0	76	22.5	28.8	20 to 30	71.1	4	5.3
01/01/2026	12:00	8	14	28	32	14	2	0	0	0	0	0	0	0	0	0	0	0	0	0	0	98	24	30.4	20 to 30	61.2	16	16.3
01/01/2026	13:00	0	18	44	46	6	0	0	0	0	0	0	0	0	0	0	0	0	0	0	0	114	24.1	28.8	20 to 30	78.9	6	5.3
01/01/2026	14:00	10	2	24	28	4	0	2	0	0	0	0	0	0	0	0	0	0	0	0	0	70	23.7	29.3	20 to 30	74.3	6	8.6
01/01/2026	15:00	0	12	40	16	16	0	0	0	0	0	0	0	0	0	0	0	0	0	0	0	84	24.5	30.9	20 to 30	66.7	16	19.0
01/01/2026	16:00	4	8	10	24	6	0	0	0	0	0	0	0	0	0	0	0	0	0	0	0	52	24	29.6	20 to 30	65.4	6	11.5
01/01/2026	17:00	0	0	4	8	2	2	0	0	0	0	0	0	0	0	0	0	0	0	0	0	16	27.6	35	20 to 30	75.0	4	25.0
01/01/2026	18:00	0	2	2	12	6	0	0	0	0	0	0	0	0	0	0	0	0	0	0	0	22	27.2	32.5	25 to 35	81.8	6	27.3
01/01/2026	19:00	0	2	8	2	6	0	2	0	0	0	0	0	0	0	0	0	0	0	0	0	20	27.1	34.2	15 to 25	50.0	8	40.0
01/01/2026	20:00	0	0	0	0	6	0	0	0	0	0	0	0	0	0	0	0	0	0	0	0	6	32	34.2	25 to 35	100.0	6	100.0
01/01/2026	21:00	0	0	0	2	0	0	0	0	0	0	0	0	0	0	0	0	0	0	0	0	2	27	30	20 to 30	100.0	*	*
01/01/2026	22:00	0	2	0	2	0	0	0	0	0	0	0	0	0	0	0	0	0	0	0	0	4	22	27.5	10 to 20	50.0	*	*
01/01/2026	23:00	0	0	0	4	2	0	0	0	0	0	0	0	0	0	0	0	0	0	0	0	6	28.7	32.5	25 to 35	100.0	2	33.3
24 Hr Summary		44	70	224	280	112	4	4	0	0	0	0	0	0	0	0	0	0	0	0	0	738	24.7	30.4	20 to 30	68.3	120	16.3

Incoming Histogram

The Barley Mow - Winchfield

from Thu-Jan-01-2026-12-00-AM to Sat-Jan-31-2026-11-59-PM

Date	Starting Hr:min	<15	15 to <20	20 to <25	25 to <30	30 to <35	35 to <40	40 to <45	45 to <50	50 to <55	55 to <60	60 to <65	65 to <70	70 to <75	75 to <80	80 to <85	85 to <90	90 to <95	95 to <100	100 to >105	Total Counts	Avg Speed (MPH)	85pet Speed	10MPH Pace	% in pace	# of Speeders	% Speeders	
02/01/2026	00:00	0	0	0	0	2	0	0	0	0	0	0	0	0	0	0	0	0	0	0	0	2	32	35	25 to 35	100.0	2	100.0
02/01/2026	01:00	0	0	0	0	0	0	0	0	0	0	0	0	0	0	0	0	0	0	0	0	0	0	0	*	*	*	*
02/01/2026	02:00	0	0	0	0	0	0	0	0	0	0	0	0	0	0	0	0	0	0	0	0	0	0	0	*	*	*	*
02/01/2026	03:00	0	0	2	0	0	0	0	0	0	0	0	0	0	0	0	0	0	0	0	0	2	22	25	15 to 25	100.0	*	*
02/01/2026	04:00	0	0	0	0	0	0	0	0	0	0	0	0	0	0	0	0	0	0	0	0	0	0	0	*	*	*	*
02/01/2026	05:00	0	0	0	0	4	0	0	0	0	0	0	0	0	0	0	0	0	0	0	0	4	32	33.8	25 to 35	100.0	4	100.0
02/01/2026	06:00	0	0	0	4	2	0	0	0	0	0	0	0	0	0	0	0	0	0	0	0	6	28.7	32.5	25 to 35	100.0	2	33.3
02/01/2026	07:00	0	0	4	4	10	2	0	0	0	0	0	0	0	0	0	0	0	0	0	0	20	29.7	34.5	25 to 35	70.0	12	60.0
02/01/2026	08:00	0	0	4	24	10	2	0	0	0	0	0	0	0	0	0	0	0	0	0	0	40	28.5	33	25 to 35	85.0	12	30.0
02/01/2026	09:00	4	0	10	38	10	0	0	0	0	0	0	0	0	0	0	0	0	0	0	0	62	26.3	30.5	20 to 30	77.4	10	16.1
02/01/2026	10:00	2	2	16	52	4	2	0	0	0	0	0	0	0	0	0	0	0	0	0	0	78	26.1	29.4	20 to 30	87.2	6	7.7
02/01/2026	11:00	0	4	12	40	16	0	0	0	0	0	0	0	0	0	0	0	0	0	0	0	72	27	31.6	25 to 35	77.8	16	22.2
02/01/2026	12:00	0	4	12	48	16	0	0	0	0	0	0	0	0	0	0	0	0	0	0	0	80	27	31.2	25 to 35	80.0	16	20.0
02/01/2026	13:00	0	4	20	30	18	0	0	0	0	0	0	0	0	0	0	0	0	0	0	0	72	26.6	31.9	20 to 30	69.4	18	25.0
02/01/2026	14:00	0	6	22	42	14	2	0	0	0	0	0	0	0	0	0	0	0	0	0	0	86	26.4	31.1	20 to 30	74.4	16	18.6
02/01/2026	15:00	2	0	28	24	18	0	0	0	0	0	0	0	0	0	0	0	0	0	0	0	72	26.2	31.9	20 to 30	72.2	18	25.0
02/01/2026	16:00	0	2	10	44	8	0	0	0	0	0	0	0	0	0	0	0	0	0	0	0	64	26.8	29.8	20 to 30	84.4	8	12.5
02/01/2026	17:00	0	4	12	28	14	2	0	0	0	0	0	0	0	0	0	0	0	0	0	0	60	27.1	32.5	25 to 35	70.0	16	26.7
02/01/2026	18:00	2	4	12	8	6	0	0	0	0	0	0	0	0	0	0	0	0	0	0	0	32	23.8	30.8	20 to 30	62.5	6	18.8
02/01/2026	19:00	0	0	6	22	6	0	0	0	0	0	0	0	0	0	0	0	0	0	0	0	34	27.2	30.8	20 to 30	82.4	6	17.6
02/01/2026	20:00	0	0	2	6	2	0	0	0	0	0	0	0	0	0	0	0	0	0	0	0	10	27.2	30	20 to 30	80.0	2	20.0
02/01/2026	21:00	0	0	2	8	2	0	0	0	0	0	0	0	0	0	0	0	0	0	0	0	12	27	30	20 to 30	83.3	2	16.7
02/01/2026	22:00	2	2	2	2	4	0	0	0	0	0	0	0	0	0	0	0	0	0	0	0	12	23.7	32.5	25 to 35	50.0	4	33.3
02/01/2026	23:00	0	0	0	2	0	0	0	0	0	0	0	0	0	0	0	0	0	0	0	0	2	27	30	20 to 30	100.0	*	*
24 Hr Summary		12	32	176	426	166	10	0	0	0	0	0	0	0	0	0	0	0	0	0	822	26.7	31.6	20 to 30	73.2	176	21.4	

Incoming Histogram

The Barley Mow - Winchfield

from Thu-Jan-01-2026-12-00-AM to Sat-Jan-31-2026-11-59-PM

Date	Starting Hr:min	<15	15 to <20	20 to <25	25 to <30	30 to <35	35 to <40	40 to <45	45 to <50	50 to <55	55 to <60	60 to <65	65 to <70	70 to <75	75 to <80	80 to <85	85 to <90	90 to <95	95 to <100	100 to >105	Total Counts	Avg Speed (MPH)	85pet Speed	10MPH Pace	% in pace	# of Speeders	% Speeders	
03/01/2026	00:00	0	0	2	0	0	0	0	0	0	0	0	0	0	0	0	0	0	0	0	0	2	22	25	15 to 25	100.0	*	*
03/01/2026	01:00	0	0	0	0	0	0	0	0	0	0	0	0	0	0	0	0	0	0	0	0	0	0	0	*	*	*	*
03/01/2026	02:00	0	0	0	0	0	0	0	0	0	0	0	0	0	0	0	0	0	0	0	0	0	0	0	*	*	*	*
03/01/2026	03:00	0	0	0	0	0	0	0	0	0	0	0	0	0	0	0	0	0	0	0	0	0	0	0	*	*	*	*
03/01/2026	04:00	0	0	0	0	0	0	0	0	0	0	0	0	0	0	0	0	0	0	0	0	0	0	0	*	*	*	*
03/01/2026	05:00	0	0	0	0	0	0	0	0	0	0	0	0	0	0	0	0	0	0	0	0	0	0	0	*	*	*	*
03/01/2026	06:00	0	0	0	6	0	0	0	0	0	0	0	0	0	0	0	0	0	0	0	0	6	27	29.2	20 to 30	100.0	*	*
03/01/2026	07:00	0	4	2	4	6	0	0	0	0	0	0	0	0	0	0	0	0	0	0	0	16	25.8	33.3	25 to 35	62.5	6	37.5
03/01/2026	08:00	0	6	20	16	4	0	0	0	0	0	0	0	0	0	0	0	0	0	0	0	46	24.3	29.1	20 to 30	78.3	4	8.7
03/01/2026	09:00	2	2	16	18	2	0	0	0	0	0	0	0	0	0	0	0	0	0	0	0	40	24.1	28.9	20 to 30	85.0	2	5.0
03/01/2026	10:00	2	12	20	26	8	0	0	0	0	0	0	0	0	0	0	0	0	0	0	0	68	24.1	29.6	20 to 30	67.6	8	11.8
03/01/2026	11:00	2	6	24	30	14	2	0	0	0	0	0	0	0	0	0	0	0	0	0	0	78	25.7	31.4	20 to 30	69.2	16	20.5
03/01/2026	12:00	0	0	24	42	22	0	0	0	0	0	0	0	0	0	0	0	0	0	0	0	88	27.2	32	20 to 30	75.0	22	25.0
03/01/2026	13:00	0	4	32	34	14	2	0	0	0	0	0	0	0	0	0	0	0	0	0	0	86	26	31.1	20 to 30	76.7	16	18.6
03/01/2026	14:00	2	2	30	32	18	0	0	0	0	0	0	0	0	0	0	0	0	0	0	0	84	25.9	31.4	20 to 30	73.8	18	21.4
03/01/2026	15:00	2	2	18	22	10	0	0	0	0	0	0	0	0	0	0	0	0	0	0	0	54	25.4	31	20 to 30	74.1	10	18.5
03/01/2026	16:00	4	0	20	10	8	0	0	0	0	0	0	0	0	0	0	0	0	0	0	0	42	24.1	31.2	20 to 30	71.4	8	19.0
03/01/2026	17:00	0	4	14	20	8	4	0	0	0	0	0	0	0	0	0	0	0	0	0	0	50	26.5	32.5	20 to 30	68.0	12	24.0
03/01/2026	18:00	2	4	4	20	10	2	0	0	0	0	0	0	0	0	0	0	0	0	0	0	42	26.7	33	25 to 35	71.4	12	28.6
03/01/2026	19:00	0	0	8	4	18	4	0	0	0	0	0	0	0	0	0	0	0	0	0	0	34	29.9	34.7	25 to 35	64.7	22	64.7
03/01/2026	20:00	0	0	2	4	4	0	0	0	0	0	0	0	0	0	0	0	0	0	0	0	10	28	32.5	25 to 35	80.0	4	40.0
03/01/2026	21:00	0	0	0	2	2	2	0	0	0	0	0	0	0	0	0	0	0	0	0	0	6	32	37.5	25 to 35	66.7	4	66.7
03/01/2026	22:00	0	0	2	8	4	0	0	0	0	0	0	0	0	0	0	0	0	0	0	0	14	27.7	32.5	25 to 35	85.7	4	28.6
03/01/2026	23:00	0	0	2	8	0	2	0	0	0	0	0	0	0	0	0	0	0	0	0	0	12	27.8	30	20 to 30	83.3	2	16.7
24 Hr Summary		16	46	240	306	152	18	0	0	0	0	0	0	0	0	0	0	0	0	0	778	25.9	31.7	20 to 30	70.2	170	21.9	

Incoming Histogram

The Barley Mow - Winchfield

from Thu-Jan-01-2026-12-00-AM to Sat-Jan-31-2026-11-59-PM

Date	Starting Hr:min	<15	15 to <20	20 to <25	25 to <30	30 to <35	35 to <40	40 to <45	45 to <50	50 to <55	55 to <60	60 to <65	65 to <70	70 to <75	75 to <80	80 to <85	85 to <90	90 to <95	95 to <100	100 to >105	Total Counts	Avg Speed (MPH)	85pet Speed	10MPH Pace	% in pace	# of Speeders	% Speeders	
04/01/2026	00:00	0	0	2	0	0	0	0	0	0	0	0	0	0	0	0	0	0	0	0	0	2	22	25	15 to 25	100.0	*	*
04/01/2026	01:00	0	0	0	2	0	0	0	0	0	0	0	0	0	0	0	0	0	0	0	0	2	27	30	20 to 30	100.0	*	*
04/01/2026	02:00	0	0	0	0	0	0	0	0	0	0	0	0	0	0	0	0	0	0	0	0	0	0	0	*	*	*	*
04/01/2026	03:00	0	0	2	0	0	0	0	0	0	0	0	0	0	0	0	0	0	0	0	0	2	22	25	15 to 25	100.0	*	*
04/01/2026	04:00	0	0	0	0	0	0	0	0	0	0	0	0	0	0	0	0	0	0	0	0	0	0	0	*	*	*	*
04/01/2026	05:00	0	0	0	0	0	0	0	0	0	0	0	0	0	0	0	0	0	0	0	0	0	0	0	*	*	*	*
04/01/2026	06:00	0	0	2	4	2	0	0	0	0	0	0	0	0	0	0	0	0	0	0	0	8	27	32.5	20 to 30	75.0	2	25.0
04/01/2026	07:00	0	0	2	10	0	0	0	0	0	0	0	0	0	0	0	0	0	0	0	0	12	26.3	29	20 to 30	100.0	*	*
04/01/2026	08:00	0	2	6	8	0	0	0	0	0	0	0	0	0	0	0	0	0	0	0	0	16	23.9	28.8	20 to 30	87.5	*	*
04/01/2026	09:00	2	0	14	20	0	0	0	0	0	0	0	0	0	0	0	0	0	0	0	0	36	24.5	28.8	20 to 30	94.4	*	*
04/01/2026	10:00	2	0	12	36	14	0	0	0	0	0	0	0	0	0	0	0	0	0	0	0	64	27	31.4	25 to 35	78.1	14	21.9
04/01/2026	11:00	0	6	24	24	16	0	0	0	0	0	0	0	0	0	0	0	0	0	0	0	70	25.9	31.9	20 to 30	68.6	16	22.9
04/01/2026	12:00	0	8	16	30	6	0	0	0	0	0	0	0	0	0	0	0	0	0	0	0	60	25.1	29.5	20 to 30	76.7	6	10.0
04/01/2026	13:00	0	2	14	38	14	2	0	0	0	0	0	0	0	0	0	0	0	0	0	0	70	27.2	32.1	20 to 30	74.3	16	22.9
04/01/2026	14:00	2	8	18	26	16	0	0	0	0	0	0	0	0	0	0	0	0	0	0	0	70	25.4	31.9	20 to 30	62.9	16	22.9
04/01/2026	15:00	2	4	26	24	10	0	0	0	0	0	0	0	0	0	0	0	0	0	0	0	66	24.9	30	20 to 30	75.8	10	15.2
04/01/2026	16:00	0	4	22	30	14	0	0	0	0	0	0	0	0	0	0	0	0	0	0	0	70	26.1	31.4	20 to 30	74.3	14	20.0
04/01/2026	17:00	0	0	0	16	16	2	0	0	0	0	0	0	0	0	0	0	0	0	0	0	34	30.1	34.1	25 to 35	94.1	18	52.9
04/01/2026	18:00	0	0	2	22	6	0	0	0	0	0	0	0	0	0	0	0	0	0	0	0	30	27.9	31.7	25 to 35	93.3	6	20.0
04/01/2026	19:00	0	0	4	4	4	2	2	0	0	0	0	0	0	0	0	0	0	0	0	0	16	30.1	40	20 to 30	50.0	8	50.0
04/01/2026	20:00	0	0	2	4	0	0	0	0	0	0	0	0	0	0	0	0	0	0	0	0	6	25.3	28.8	20 to 30	100.0	*	*
04/01/2026	21:00	0	0	0	4	0	0	0	0	0	0	0	0	0	0	0	0	0	0	0	0	4	27.5	28.8	20 to 30	100.0	*	*
04/01/2026	22:00	0	0	2	0	2	0	0	0	0	0	0	0	0	0	0	0	0	0	0	0	4	27	32.5	15 to 25	50.0	2	50.0
04/01/2026	23:00	0	0	2	4	0	2	0	0	0	0	0	0	0	0	0	0	0	0	0	0	8	28.3	37.5	20 to 30	75.0	2	25.0
24 Hr Summary		8	34	172	306	120	8	2	0	0	0	0	0	0	0	0	0	0	0	0	0	650	26.3	31.3	20 to 30	73.5	130	20.0

Incoming Histogram

The Barley Mow - Winchfield

from Thu-Jan-01-2026-12-00-AM to Sat-Jan-31-2026-11-59-PM

Date	Starting Hr:min	<15	15 to <20	20 to <25	25 to <30	30 to <35	35 to <40	40 to <45	45 to <50	50 to <55	55 to <60	60 to <65	65 to <70	70 to <75	75 to <80	80 to <85	85 to <90	90 to <95	95 to <100	100 to >105	Total Counts	Avg Speed (MPH)	85pet Speed	10MPH Pace	% in pace	# of Speeders	% Speeders	
05/01/2026	00:00	0	0	2	0	0	0	0	0	0	0	0	0	0	0	0	0	0	0	0	0	2	22	25	15 to 25	100.0	*	*
05/01/2026	01:00	0	0	0	0	0	0	0	0	0	0	0	0	0	0	0	0	0	0	0	0	0	0	0	*	*	*	*
05/01/2026	02:00	0	0	0	0	0	0	0	0	0	0	0	0	0	0	0	0	0	0	0	0	0	0	0	*	*	*	*
05/01/2026	03:00	0	0	0	0	0	0	0	0	0	0	0	0	0	0	0	0	0	0	0	0	0	0	0	*	*	*	*
05/01/2026	04:00	0	0	0	0	0	0	0	0	0	0	0	0	0	0	0	0	0	0	0	0	0	0	0	*	*	*	*
05/01/2026	05:00	0	2	2	0	0	0	0	0	0	0	0	0	0	0	0	0	0	0	0	0	4	19.5	22.5	15 to 25	100.0	*	*
05/01/2026	06:00	2	4	10	6	2	0	0	0	0	0	0	0	0	0	0	0	0	0	0	0	24	22.4	28.3	20 to 30	66.7	2	8.3
05/01/2026	07:00	4	14	22	12	4	0	0	0	0	0	0	0	0	0	0	0	0	0	0	0	56	21.8	28.3	15 to 25	64.3	4	7.1
05/01/2026	08:00	8	10	38	16	0	0	0	0	0	0	0	0	0	0	0	0	0	0	0	0	72	21.5	26.6	20 to 30	75.0	*	*
05/01/2026	09:00	4	8	30	10	2	0	0	0	0	0	0	0	0	0	0	0	0	0	0	0	54	22.1	27	20 to 30	74.1	2	3.7
05/01/2026	10:00	6	8	30	14	0	0	0	0	0	0	0	0	0	0	0	0	0	0	0	0	58	21.6	26.8	20 to 30	75.9	*	*
05/01/2026	11:00	2	2	24	14	0	0	0	0	0	0	0	0	0	0	0	0	0	0	0	0	42	23.2	27.9	20 to 30	90.5	*	*
05/01/2026	12:00	0	6	48	24	2	0	0	0	0	0	0	0	0	0	0	0	0	0	0	0	80	23.7	27.9	20 to 30	90.0	2	2.5
05/01/2026	13:00	0	6	20	22	4	2	0	0	0	0	0	0	0	0	0	0	0	0	0	0	54	25	29.5	20 to 30	77.8	6	11.1
05/01/2026	14:00	0	4	18	22	4	0	0	0	0	0	0	0	0	0	0	0	0	0	0	0	48	24.9	29.3	20 to 30	83.3	4	8.3
05/01/2026	15:00	0	10	28	54	6	0	0	0	0	0	0	0	0	0	0	0	0	0	0	0	98	25.2	29.2	20 to 30	83.7	6	6.1
05/01/2026	16:00	0	4	36	40	8	0	0	0	0	0	0	0	0	0	0	0	0	0	0	0	88	25.4	29.4	20 to 30	86.4	8	9.1
05/01/2026	17:00	2	4	26	32	6	0	0	0	0	0	0	0	0	0	0	0	0	0	0	0	70	25	29.4	20 to 30	82.9	6	8.6
05/01/2026	18:00	0	8	4	24	10	0	0	0	0	0	0	0	0	0	0	0	0	0	0	0	46	26.1	31.5	25 to 35	73.9	10	21.7
05/01/2026	19:00	0	2	8	20	0	2	0	0	0	0	0	0	0	0	0	0	0	0	0	0	32	26	29.2	20 to 30	87.5	2	6.3
05/01/2026	20:00	2	0	2	10	4	2	0	0	0	0	0	0	0	0	0	0	0	0	0	0	20	27.2	33.8	25 to 35	70.0	6	30.0
05/01/2026	21:00	0	2	4	4	0	2	0	0	0	0	0	0	0	0	0	0	0	0	0	0	12	25.5	30	20 to 30	66.7	2	16.7
05/01/2026	22:00	0	0	0	4	0	0	0	0	0	0	0	0	0	0	0	0	0	0	0	0	4	27	28.8	20 to 30	100.0	*	*
05/01/2026	23:00	0	0	2	2	0	0	0	0	0	0	0	0	0	0	0	0	0	0	0	0	4	24.5	27.5	20 to 30	100.0	*	*
24 Hr Summary		30	94	354	330	52	8	0	0	0	0	0	0	0	0	0	0	0	0	0	0	868	24	28.9	20 to 30	78.8	60	6.9

Incoming Histogram

The Barley Mow - Winchfield

from Thu-Jan-01-2026-12-00-AM to Sat-Jan-31-2026-11-59-PM

Date	Starting Hr:min	<15	15 to <20	20 to <25	25 to <30	30 to <35	35 to <40	40 to <45	45 to <50	50 to <55	55 to <60	60 to <65	65 to <70	70 to <75	75 to <80	80 to <85	85 to <90	90 to <95	95 to <100	100 to >105	Total Counts	Avg Speed (MPH)	85pet Speed	10MPH Pace	% in pace	# of Speeders	% Speeders	
06/01/2026	00:00	0	0	0	0	0	0	0	0	0	0	0	0	0	0	0	0	0	0	0	0	0	0	*	*	*	*	
06/01/2026	01:00	0	0	0	0	0	0	0	0	0	0	0	0	0	0	0	0	0	0	0	0	0	0	*	*	*	*	
06/01/2026	02:00	0	0	0	0	0	0	0	0	0	0	0	0	0	0	0	0	0	0	0	0	0	0	*	*	*	*	
06/01/2026	03:00	0	0	0	0	0	0	0	0	0	0	0	0	0	0	0	0	0	0	0	0	0	0	*	*	*	*	
06/01/2026	04:00	2	2	0	0	0	0	0	0	0	0	0	0	0	0	0	0	0	0	0	0	4	12	17.5	0 to 10	50.0	*	*
06/01/2026	05:00	0	0	2	4	2	0	0	0	0	0	0	0	0	0	0	0	0	0	0	0	8	27	32.5	20 to 30	75.0	2	25.0
06/01/2026	06:00	0	0	6	20	4	0	0	0	0	0	0	0	0	0	0	0	0	0	0	0	30	26.9	30	20 to 30	86.7	4	13.3
06/01/2026	07:00	0	0	18	28	14	0	0	0	0	0	0	0	0	0	0	0	0	0	0	0	60	27	31.8	20 to 30	76.7	14	23.3
06/01/2026	08:00	0	2	14	52	2	2	0	0	0	0	0	0	0	0	0	0	0	0	0	0	72	26.4	29.3	20 to 30	91.7	4	5.6
06/01/2026	09:00	0	6	32	24	4	0	0	0	0	0	0	0	0	0	0	0	0	0	0	0	66	24.2	28.8	20 to 30	84.8	4	6.1
06/01/2026	10:00	2	18	24	14	0	0	0	0	0	0	0	0	0	0	0	0	0	0	0	0	58	21.6	26.8	15 to 25	72.4	*	*
06/01/2026	11:00	2	6	20	16	2	0	0	0	0	0	0	0	0	0	0	0	0	0	0	0	46	23	28.4	20 to 30	78.3	2	4.3
06/01/2026	12:00	2	10	12	32	6	0	0	0	0	0	0	0	0	0	0	0	0	0	0	0	62	24.7	29.5	20 to 30	71.0	6	9.7
06/01/2026	13:00	0	2	18	30	4	0	0	0	0	0	0	0	0	0	0	0	0	0	0	0	54	25.6	29.3	20 to 30	88.9	4	7.4
06/01/2026	14:00	0	4	16	14	12	0	0	0	0	0	0	0	0	0	0	0	0	0	0	0	46	26	32.1	20 to 30	65.2	12	26.1
06/01/2026	15:00	2	14	46	38	4	0	0	0	0	0	0	0	0	0	0	0	0	0	0	0	104	23.7	28.4	20 to 30	80.8	4	3.8
06/01/2026	16:00	0	8	24	50	10	2	0	0	0	0	0	0	0	0	0	0	0	0	0	0	94	25.9	29.8	20 to 30	78.7	12	12.8
06/01/2026	17:00	0	0	16	40	10	4	0	0	0	0	0	0	0	0	0	0	0	0	0	0	70	27.4	32	20 to 30	80.0	14	20.0
06/01/2026	18:00	0	0	4	22	14	0	0	0	0	0	0	0	0	0	0	0	0	0	0	0	40	28.5	32.9	25 to 35	90.0	14	35.0
06/01/2026	19:00	2	0	8	12	6	0	0	0	0	0	0	0	0	0	0	0	0	0	0	0	28	25.7	31.7	20 to 30	71.4	6	21.4
06/01/2026	20:00	0	0	0	8	4	0	0	0	0	0	0	0	0	0	0	0	0	0	0	0	12	28.8	32.5	25 to 35	100.0	4	33.3
06/01/2026	21:00	0	0	0	8	2	0	0	0	0	0	0	0	0	0	0	0	0	0	0	0	10	28	30	25 to 35	100.0	2	20.0
06/01/2026	22:00	0	2	0	2	0	0	0	0	0	0	0	0	0	0	0	0	0	0	0	0	4	22	27.5	10 to 20	50.0	*	*
06/01/2026	23:00	0	0	2	0	0	0	0	0	0	0	0	0	0	0	0	0	0	0	0	0	2	22	25	15 to 25	100.0	*	*
24 Hr Summary		12	74	262	414	100	8	0	0	0	0	0	0	0	0	0	0	0	0	0	0	870	25.4	29.7	20 to 30	77.7	108	12.4

Incoming Histogram

The Barley Mow - Winchfield

from Thu-Jan-01-2026-12-00-AM to Sat-Jan-31-2026-11-59-PM

Date	Starting Hr:min	<15	15 to <20	20 to <25	25 to <30	30 to <35	35 to <40	40 to <45	45 to <50	50 to <55	55 to <60	60 to <65	65 to <70	70 to <75	75 to <80	80 to <85	85 to <90	90 to <95	95 to <100	100 to >105	Total Counts	Avg Speed (MPH)	85pet Speed	10MPH Pace	% in pace	# of Speeders	% Speeders	
07/01/2026	00:00	0	0	0	0	0	0	0	0	0	0	0	0	0	0	0	0	0	0	0	0	0	0	*	*	*	*	
07/01/2026	01:00	0	0	0	0	0	0	0	0	0	0	0	0	0	0	0	0	0	0	0	0	0	0	*	*	*	*	
07/01/2026	02:00	0	0	0	0	0	0	0	0	0	0	0	0	0	0	0	0	0	0	0	0	0	0	*	*	*	*	
07/01/2026	03:00	0	0	0	0	0	0	0	0	0	0	0	0	0	0	0	0	0	0	0	0	0	0	*	*	*	*	
07/01/2026	04:00	0	2	0	0	0	0	0	0	0	0	0	0	0	0	0	0	0	0	0	0	2	17	20	10 to 20	100.0	*	*
07/01/2026	05:00	0	0	0	6	2	0	0	0	0	0	0	0	0	0	0	0	0	0	0	0	8	28.3	32.5	25 to 35	100.0	2	25.0
07/01/2026	06:00	0	0	8	16	4	0	0	0	0	0	0	0	0	0	0	0	0	0	0	0	28	26.4	30	20 to 30	85.7	4	14.3
07/01/2026	07:00	2	2	30	28	2	0	0	0	0	0	0	0	0	0	0	0	0	0	0	0	64	24.3	28.6	20 to 30	90.6	2	3.1
07/01/2026	08:00	8	8	34	20	0	0	0	0	0	0	0	0	0	0	0	0	0	0	0	0	70	21.9	27.5	20 to 30	77.1	*	*
07/01/2026	09:00	2	2	22	26	0	0	0	0	0	0	0	0	0	0	0	0	0	0	0	0	52	24	28.5	20 to 30	92.3	*	*
07/01/2026	10:00	0	2	30	22	2	0	0	0	0	0	0	0	0	0	0	0	0	0	0	0	56	24.4	28.6	20 to 30	92.9	2	3.6
07/01/2026	11:00	2	2	22	20	2	0	0	0	0	0	0	0	0	0	0	0	0	0	0	0	48	24.1	28.8	20 to 30	87.5	2	4.2
07/01/2026	12:00	4	0	32	50	4	0	0	0	0	0	0	0	0	0	0	0	0	0	0	0	90	25.1	29	20 to 30	91.1	4	4.4
07/01/2026	13:00	2	4	8	36	4	0	0	0	0	0	0	0	0	0	0	0	0	0	0	0	54	25.6	29.4	20 to 30	81.5	4	7.4
07/01/2026	14:00	0	0	24	18	22	0	0	0	0	0	0	0	0	0	0	0	0	0	0	0	64	27.1	32.7	20 to 30	65.6	22	34.4
07/01/2026	15:00	0	4	20	50	12	0	0	0	0	0	0	0	0	0	0	0	0	0	0	0	86	26.4	29.9	20 to 30	81.4	12	14.0
07/01/2026	16:00	0	6	22	36	6	0	0	0	0	0	0	0	0	0	0	0	0	0	0	0	70	25.3	29.4	20 to 30	82.9	6	8.6
07/01/2026	17:00	2	4	30	24	18	0	0	0	0	0	0	0	0	0	0	0	0	0	0	0	78	25.6	31.7	20 to 30	69.2	18	23.1
07/01/2026	18:00	0	4	12	26	8	0	0	0	0	0	0	0	0	0	0	0	0	0	0	0	50	26	30	20 to 30	76.0	8	16.0
07/01/2026	19:00	0	2	8	28	6	0	0	0	0	0	0	0	0	0	0	0	0	0	0	0	44	26.5	29.8	20 to 30	81.8	6	13.6
07/01/2026	20:00	0	2	8	6	0	0	0	0	0	0	0	0	0	0	0	0	0	0	0	0	16	23.4	28.3	20 to 30	87.5	*	*
07/01/2026	21:00	0	2	0	6	2	0	0	0	0	0	0	0	0	0	0	0	0	0	0	0	10	26.2	30	25 to 35	80.0	2	20.0
07/01/2026	22:00	0	0	0	6	0	0	0	0	0	0	0	0	0	0	0	0	0	0	0	0	6	27	29.2	20 to 30	100.0	*	*
07/01/2026	23:00	0	0	2	0	0	0	0	0	0	0	0	0	0	0	0	0	0	0	0	0	2	22	25	15 to 25	100.0	*	*
24 Hr Summary		22	46	312	424	94	0	0	0	0	0	0	0	0	0	0	0	0	0	0	0	898	25.2	29.5	20 to 30	82.0	94	10.5

Incoming Histogram

The Barley Mow - Winchfield

from Thu-Jan-01-2026-12-00-AM to Sat-Jan-31-2026-11-59-PM

Date	Starting Hr:min	<15	15 to <20	20 to <25	25 to <30	30 to <35	35 to <40	40 to <45	45 to <50	50 to <55	55 to <60	60 to <65	65 to <70	70 to <75	75 to <80	80 to <85	85 to <90	90 to <95	95 to <100	100 to >105	Total Counts	Avg Speed (MPH)	85pet Speed	10MPH Pace	% in pace	# of Speeders	% Speeders	
08/01/2026	00:00	0	0	0	0	0	0	0	0	0	0	0	0	0	0	0	0	0	0	0	0	0	0	*	*	*	*	
08/01/2026	01:00	0	0	0	2	0	0	0	0	0	0	0	0	0	0	0	0	0	0	0	0	2	27	30	20 to 30	100.0	*	*
08/01/2026	02:00	0	0	0	0	0	0	0	0	0	0	0	0	0	0	0	0	0	0	0	0	0	0	0	*	*	*	*
08/01/2026	03:00	0	2	0	2	0	0	0	0	0	0	0	0	0	0	0	0	0	0	0	0	4	22	27.5	10 to 20	50.0	*	*
08/01/2026	04:00	0	0	0	0	2	0	0	0	0	0	0	0	0	0	0	0	0	0	0	0	2	32	35	25 to 35	100.0	2	100.0
08/01/2026	05:00	0	0	2	0	8	0	0	0	0	0	0	0	0	0	0	0	0	0	0	0	10	30.2	33.8	25 to 35	80.0	8	80.0
08/01/2026	06:00	0	0	2	18	4	0	2	0	0	0	0	0	0	0	0	0	0	0	0	0	26	28.8	32.5	25 to 35	84.6	6	23.1
08/01/2026	07:00	0	0	10	40	22	4	0	0	0	0	0	0	0	0	0	0	0	0	0	0	76	28.6	33.4	25 to 35	81.6	26	34.2
08/01/2026	08:00	0	4	10	34	28	0	0	0	0	0	0	0	0	0	0	0	0	0	0	0	76	28	33	25 to 35	81.6	28	36.8
08/01/2026	09:00	0	6	18	40	22	0	0	0	0	0	0	0	0	0	0	0	0	0	0	0	86	26.9	32	25 to 35	72.1	22	25.6
08/01/2026	10:00	2	6	20	56	20	2	0	0	0	0	0	0	0	0	0	0	0	0	0	0	106	26.7	31.5	20 to 30	71.7	22	20.8
08/01/2026	11:00	0	4	22	24	4	0	0	0	0	0	0	0	0	0	0	0	0	0	0	0	54	24.9	29.2	20 to 30	85.2	4	7.4
08/01/2026	12:00	2	2	16	40	20	0	0	0	0	0	0	0	0	0	0	0	0	0	0	0	80	26.8	32	25 to 35	75.0	20	25.0
08/01/2026	13:00	2	0	26	28	18	0	0	0	0	0	0	0	0	0	0	0	0	0	0	0	74	26.4	31.9	20 to 30	73.0	18	24.3
08/01/2026	14:00	2	6	12	38	14	2	0	0	0	0	0	0	0	0	0	0	0	0	0	0	74	26.5	31.8	25 to 35	70.3	16	21.6
08/01/2026	15:00	2	2	12	56	6	0	0	0	0	0	0	0	0	0	0	0	0	0	0	0	78	26.3	29.5	20 to 30	87.2	6	7.7
08/01/2026	16:00	2	0	8	46	4	0	0	0	0	0	0	0	0	0	0	0	0	0	0	0	60	26.4	29.5	20 to 30	90.0	4	6.7
08/01/2026	17:00	2	2	14	40	12	0	0	0	0	0	0	0	0	0	0	0	0	0	0	0	70	26.5	30.8	20 to 30	77.1	12	17.1
08/01/2026	18:00	2	4	12	14	6	0	0	0	0	0	0	0	0	0	0	0	0	0	0	0	38	24.5	30	20 to 30	68.4	6	15.8
08/01/2026	19:00	0	0	0	10	2	2	0	0	0	0	0	0	0	0	0	0	0	0	0	0	14	29.4	35	25 to 35	85.7	4	28.6
08/01/2026	20:00	0	0	4	4	2	0	0	0	0	0	0	0	0	0	0	0	0	0	0	0	10	26	30	20 to 30	80.0	2	20.0
08/01/2026	21:00	0	2	2	0	2	0	0	0	0	0	0	0	0	0	0	0	0	0	0	0	6	23.7	32.5	15 to 25	66.7	2	33.3
08/01/2026	22:00	0	0	2	6	0	0	0	0	0	0	0	0	0	0	0	0	0	0	0	0	8	25.8	29.2	20 to 30	100.0	*	*
08/01/2026	23:00	0	0	0	2	2	2	0	0	0	0	0	0	0	0	0	0	0	0	0	0	6	32	37.5	25 to 35	66.7	4	66.7
24 Hr Summary		16	40	192	500	198	12	2	0	0	0	0	0	0	0	0	0	0	0	0	960	26.8	31.7	25 to 35	72.7	212	22.1	

Incoming Histogram

The Barley Mow - Winchfield

from Thu-Jan-01-2026-12-00-AM to Sat-Jan-31-2026-11-59-PM

Date	Starting Hr:min	<15	15 to <20	20 to <25	25 to <30	30 to <35	35 to <40	40 to <45	45 to <50	50 to <55	55 to <60	60 to <65	65 to <70	70 to <75	75 to <80	80 to <85	85 to <90	90 to <95	95 to <100	100 to >105	Total Counts	Avg Speed (MPH)	85pet Speed	10MPH Pace	% in pace	# of Speeders	% Speeders	
09/01/2026	00:00	0	0	0	0	0	0	0	0	0	0	0	0	0	0	0	0	0	0	0	0	0	0	*	*	*	*	
09/01/2026	01:00	0	0	0	0	0	0	0	0	0	0	0	0	0	0	0	0	0	0	0	0	0	0	*	*	*	*	
09/01/2026	02:00	0	0	0	0	0	0	0	0	0	0	0	0	0	0	0	0	0	0	0	0	0	0	*	*	*	*	
09/01/2026	03:00	0	0	0	0	0	0	0	0	0	0	0	0	0	0	0	0	0	0	0	0	0	0	*	*	*	*	
09/01/2026	04:00	0	0	0	0	0	0	0	0	0	0	0	0	0	0	0	0	0	0	0	0	0	0	*	*	*	*	
09/01/2026	05:00	0	0	0	6	2	0	0	0	0	0	0	0	0	0	0	0	0	0	0	0	8	28.5	32.5	25 to 35	100.0	2	25.0
09/01/2026	06:00	0	0	2	14	0	0	2	0	0	0	0	0	0	0	0	0	0	0	0	0	18	28.2	29.6	20 to 30	88.9	2	11.1
09/01/2026	07:00	2	2	8	24	14	0	0	0	0	0	0	0	0	0	0	0	0	0	0	0	50	26.8	32.1	25 to 35	76.0	14	28.0
09/01/2026	08:00	0	0	18	40	18	0	0	0	0	0	0	0	0	0	0	0	0	0	0	0	76	27.3	31.9	20 to 30	76.3	18	23.7
09/01/2026	09:00	2	0	22	20	8	0	0	0	0	0	0	0	0	0	0	0	0	0	0	0	52	25.3	30	20 to 30	80.8	8	15.4
09/01/2026	10:00	0	8	14	38	6	2	0	0	0	0	0	0	0	0	0	0	0	0	0	0	68	25.8	29.7	20 to 30	76.5	8	11.8
09/01/2026	11:00	0	2	16	38	8	2	0	0	0	0	0	0	0	0	0	0	0	0	0	0	66	26.6	30	20 to 30	81.8	10	15.2
09/01/2026	12:00	0	2	14	22	12	0	0	0	0	0	0	0	0	0	0	0	0	0	0	0	50	26.6	31.7	20 to 30	72.0	12	24.0
09/01/2026	13:00	0	8	20	34	14	2	0	0	0	0	0	0	0	0	0	0	0	0	0	0	78	26.1	31.4	20 to 30	69.2	16	20.5
09/01/2026	14:00	8	4	28	30	20	0	2	0	0	0	0	0	0	0	0	0	0	0	0	0	92	25.2	32	20 to 30	63.0	22	23.9
09/01/2026	15:00	2	2	10	42	14	2	0	0	0	0	0	0	0	0	0	0	0	0	0	0	72	27	31.8	25 to 35	77.8	16	22.2
09/01/2026	16:00	0	0	22	54	10	0	0	0	0	0	0	0	0	0	0	0	0	0	0	0	86	26.7	29.7	20 to 30	88.4	10	11.6
09/01/2026	17:00	0	2	26	30	12	0	0	0	0	0	0	0	0	0	0	0	0	0	0	0	70	26.1	30.8	20 to 30	80.0	12	17.1
09/01/2026	18:00	0	2	8	24	12	0	0	0	0	0	0	0	0	0	0	0	0	0	0	0	46	27.2	32.1	25 to 35	78.3	12	26.1
09/01/2026	19:00	0	2	10	20	10	0	0	0	0	0	0	0	0	0	0	0	0	0	0	0	42	26.7	32	20 to 30	71.4	10	23.8
09/01/2026	20:00	0	0	0	12	8	4	0	0	0	0	0	0	0	0	0	0	0	0	0	0	24	30.5	35	25 to 35	83.3	12	50.0
09/01/2026	21:00	0	0	2	8	4	0	0	0	0	0	0	0	0	0	0	0	0	0	0	0	14	27.7	32.5	25 to 35	85.7	4	28.6
09/01/2026	22:00	0	0	6	8	4	2	0	0	0	0	0	0	0	0	0	0	0	0	0	0	20	27.6	33.8	20 to 30	70.0	6	30.0
09/01/2026	23:00	0	0	4	0	0	0	0	0	0	0	0	0	0	0	0	0	0	0	0	0	4	22	23.8	15 to 25	100.0	*	*
24 Hr Summary		14	34	230	464	176	14	4	0	0	0	0	0	0	0	0	0	0	0	0	936	26.6	31.5	20 to 30	74.1	194	20.7	

Incoming Histogram

The Barley Mow - Winchfield

from Thu-Jan-01-2026-12-00-AM to Sat-Jan-31-2026-11-59-PM

Date	Starting Hr:min	<15	15 to <20	20 to <25	25 to <30	30 to <35	35 to <40	40 to <45	45 to <50	50 to <55	55 to <60	60 to <65	65 to <70	70 to <75	75 to <80	80 to <85	85 to <90	90 to <95	95 to <100	100 to >105	Total Counts	Avg Speed (MPH)	85pet Speed	10MPH Pace	% in pace	# of Speeders	% Speeders	
10/01/2026	00:00	0	0	0	0	0	0	0	0	0	0	0	0	0	0	0	0	0	0	0	0	0	0	*	*	*	*	
10/01/2026	01:00	0	0	0	2	0	0	0	0	0	0	0	0	0	0	0	0	0	0	0	0	2	27	30	20 to 30	100.0	*	*
10/01/2026	02:00	0	0	0	0	0	2	0	0	0	0	0	0	0	0	0	0	0	0	0	0	2	37	40	30 to 40	100.0	2	100.0
10/01/2026	03:00	0	0	0	0	0	0	0	0	0	0	0	0	0	0	0	0	0	0	0	0	0	0	*	*	*	*	
10/01/2026	04:00	0	0	0	0	0	0	0	0	0	0	0	0	0	0	0	0	0	0	0	0	0	0	*	*	*	*	
10/01/2026	05:00	0	0	0	0	0	0	0	0	0	0	0	0	0	0	0	0	0	0	0	0	0	0	*	*	*	*	
10/01/2026	06:00	0	0	0	8	2	0	0	0	0	0	0	0	0	0	0	0	0	0	0	0	10	28	30	25 to 35	100.0	2	20.0
10/01/2026	07:00	0	0	6	4	6	0	0	0	0	0	0	0	0	0	0	0	0	0	0	0	16	27.1	33.3	20 to 30	62.5	6	37.5
10/01/2026	08:00	2	2	2	24	8	2	0	0	0	0	0	0	0	0	0	0	0	0	0	0	40	27.3	32.5	25 to 35	80.0	10	25.0
10/01/2026	09:00	2	0	12	30	14	0	0	0	0	0	0	0	0	0	0	0	0	0	0	0	58	26.8	31.8	25 to 35	75.9	14	24.1
10/01/2026	10:00	0	0	20	34	18	2	0	0	0	0	0	0	0	0	0	0	0	0	0	0	74	27.4	32.5	20 to 30	73.0	20	27.0
10/01/2026	11:00	4	8	34	50	10	4	2	0	0	0	0	0	0	0	0	0	0	0	0	0	112	25.4	29.9	20 to 30	75.0	16	14.3
10/01/2026	12:00	8	0	24	44	12	4	0	0	0	0	0	0	0	0	0	0	0	0	0	0	92	25.8	30.8	20 to 30	73.9	16	17.4
10/01/2026	13:00	4	8	24	40	10	2	0	0	0	0	0	0	0	0	0	0	0	0	0	0	88	25.1	29.9	20 to 30	72.7	12	13.6
10/01/2026	14:00	4	10	22	26	14	0	0	0	0	0	0	0	0	0	0	0	0	0	0	0	76	24.6	31.1	20 to 30	63.2	14	18.4
10/01/2026	15:00	6	4	46	48	16	0	0	0	0	0	0	0	0	0	0	0	0	0	0	0	120	25	29.8	20 to 30	78.3	16	13.3
10/01/2026	16:00	2	6	24	18	0	2	0	0	0	0	0	0	0	0	0	0	0	0	0	0	52	23.6	28.3	20 to 30	80.8	2	3.8
10/01/2026	17:00	0	2	4	18	6	2	0	0	0	0	0	0	0	0	0	0	0	0	0	0	32	27.5	32.5	25 to 35	75.0	8	25.0
10/01/2026	18:00	0	2	6	14	2	4	0	0	0	0	0	0	0	0	0	0	0	0	0	0	28	27.1	35	20 to 30	71.4	6	21.4
10/01/2026	19:00	0	0	0	6	6	2	0	0	0	0	0	0	0	0	0	0	0	0	0	0	14	30.7	35	25 to 35	85.7	8	57.1
10/01/2026	20:00	0	2	4	6	2	0	0	0	0	0	0	0	0	0	0	0	0	0	0	0	14	24.9	30	20 to 30	71.4	2	14.3
10/01/2026	21:00	0	0	6	8	8	2	0	0	0	0	0	0	0	0	0	0	0	0	0	0	24	28.4	33.8	25 to 35	66.7	10	41.7
10/01/2026	22:00	0	0	2	10	2	0	0	0	0	0	0	0	0	0	0	0	0	0	0	0	14	27.1	30	20 to 30	85.7	2	14.3
10/01/2026	23:00	0	4	0	0	0	0	0	0	0	0	0	0	0	0	0	0	0	0	0	0	4	17	18.8	10 to 20	100.0	*	*
24 Hr Summary		32	48	236	390	136	28	2	0	0	0	0	0	0	0	0	0	0	0	0	0	872	25.9	31.3	20 to 30	71.8	166	19.0

Incoming Histogram

The Barley Mow - Winchfield

from Thu-Jan-01-2026-12-00-AM to Sat-Jan-31-2026-11-59-PM

Date	Starting Hr:min	<15	15 to <20	20 to <25	25 to <30	30 to <35	35 to <40	40 to <45	45 to <50	50 to <55	55 to <60	60 to <65	65 to <70	70 to <75	75 to <80	80 to <85	85 to <90	90 to <95	95 to <100	100 to >105	Total Counts	Avg Speed (MPH)	85pet Speed	10MPH Pace	% in pace	# of Speeders	% Speeders	
11/01/2026	00:00	0	0	2	8	2	0	0	0	0	0	0	0	0	0	0	0	0	0	0	0	12	27.2	30	20 to 30	83.3	2	16.7
11/01/2026	01:00	0	0	0	2	0	0	0	0	0	0	0	0	0	0	0	0	0	0	0	0	2	27	30	20 to 30	100.0	*	*
11/01/2026	02:00	0	0	0	0	0	0	0	0	0	0	0	0	0	0	0	0	0	0	0	0	0	0	0	*	*	*	*
11/01/2026	03:00	0	0	0	0	0	0	0	0	0	0	0	0	0	0	0	0	0	0	0	0	0	0	0	*	*	*	*
11/01/2026	04:00	0	0	0	0	0	0	0	0	0	0	0	0	0	0	0	0	0	0	0	0	0	0	0	*	*	*	*
11/01/2026	05:00	0	0	0	0	0	0	0	0	0	0	0	0	0	0	0	0	0	0	0	0	0	0	0	*	*	*	*
11/01/2026	06:00	0	2	0	4	2	0	0	0	0	0	0	0	0	0	0	0	0	0	0	0	8	25.8	32.5	25 to 35	75.0	2	25.0
11/01/2026	07:00	0	2	6	4	0	0	0	0	0	0	0	0	0	0	0	0	0	0	0	0	12	23	27.5	20 to 30	83.3	*	*
11/01/2026	08:00	0	0	2	18	6	2	0	0	0	0	0	0	0	0	0	0	0	0	0	0	28	28.6	33.3	25 to 35	85.7	8	28.6
11/01/2026	09:00	2	0	12	16	8	0	0	0	0	0	0	0	0	0	0	0	0	0	0	0	38	25.9	31.2	20 to 30	73.7	8	21.1
11/01/2026	10:00	0	0	22	36	10	0	0	0	0	0	0	0	0	0	0	0	0	0	0	0	68	26.4	30	20 to 30	85.3	10	14.7
11/01/2026	11:00	4	6	8	26	14	4	0	0	0	0	0	0	0	0	0	0	0	0	0	0	62	26.4	33.2	25 to 35	64.5	18	29.0
11/01/2026	12:00	2	0	22	36	14	0	0	0	0	0	0	0	0	0	0	0	0	0	0	0	74	26.3	31.1	20 to 30	78.4	14	18.9
11/01/2026	13:00	4	8	14	22	14	2	0	0	0	0	0	0	0	0	0	0	0	0	0	0	64	25.2	32.1	20 to 30	56.3	16	25.0
11/01/2026	14:00	0	2	18	32	0	0	0	0	0	0	0	0	0	0	0	0	0	0	0	0	52	25.2	28.8	20 to 30	96.2	*	*
11/01/2026	15:00	0	0	12	24	10	0	0	0	0	0	0	0	0	0	0	0	0	0	0	0	46	27	31.5	20 to 30	78.3	10	21.7
11/01/2026	16:00	0	4	6	6	4	2	0	0	0	0	0	0	0	0	0	0	0	0	0	0	22	25.7	33.8	20 to 30	54.5	6	27.3
11/01/2026	17:00	0	0	8	8	2	2	0	0	0	0	0	0	0	0	0	0	0	0	0	0	20	26.5	32.5	20 to 30	80.0	4	20.0
11/01/2026	18:00	0	2	6	8	2	2	0	0	0	0	0	0	0	0	0	0	0	0	0	0	20	26.1	32.5	20 to 30	70.0	4	20.0
11/01/2026	19:00	0	0	2	12	4	0	0	0	0	0	0	0	0	0	0	0	0	0	0	0	18	27.8	31.2	25 to 35	88.9	4	22.2
11/01/2026	20:00	0	0	2	0	4	0	0	0	0	0	0	0	0	0	0	0	0	0	0	0	6	28.7	33.8	25 to 35	66.7	4	66.7
11/01/2026	21:00	0	0	2	0	0	0	0	0	0	0	0	0	0	0	0	0	0	0	0	0	2	22	25	15 to 25	100.0	*	*
11/01/2026	22:00	0	0	0	2	0	0	0	0	0	0	0	0	0	0	0	0	0	0	0	0	2	27	30	20 to 30	100.0	*	*
11/01/2026	23:00	0	0	0	0	0	0	0	0	0	0	0	0	0	0	0	0	0	0	0	0	0	0	0	*	*	*	*
24 Hr Summary		12	26	144	264	96	14	0	0	0	0	0	0	0	0	0	0	0	0	0	0	556	26.2	31.4	20 to 30	73.4	110	19.8

Incoming Histogram

The Barley Mow - Winchfield

from Thu-Jan-01-2026-12-00-AM to Sat-Jan-31-2026-11-59-PM

Date	Starting Hr:min	<15	15 to <20	20 to <25	25 to <30	30 to <35	35 to <40	40 to <45	45 to <50	50 to <55	55 to <60	60 to <65	65 to <70	70 to <75	75 to <80	80 to <85	85 to <90	90 to <95	95 to <100	100 to >105	Total Counts	Avg Speed (MPH)	85pet Speed	10MPH Pace	% in pace	# of Speeders	% Speeders	
12/01/2026	00:00	0	0	0	0	0	0	0	0	0	0	0	0	0	0	0	0	0	0	0	0	0	0	*	*	*	*	
12/01/2026	01:00	0	0	0	0	0	0	0	0	0	0	0	0	0	0	0	0	0	0	0	0	0	0	*	*	*	*	
12/01/2026	02:00	0	0	0	0	0	0	0	0	0	0	0	0	0	0	0	0	0	0	0	0	0	0	*	*	*	*	
12/01/2026	03:00	0	0	2	0	2	0	0	0	0	0	0	0	0	0	0	0	0	0	0	0	4	27	32.5	15 to 25	50.0	2	50.0
12/01/2026	04:00	0	0	0	0	0	0	0	0	0	0	0	0	0	0	0	0	0	0	0	0	0	0	*	*	*	*	
12/01/2026	05:00	0	0	0	2	6	0	0	0	0	0	0	0	0	0	0	0	0	0	0	0	8	30.8	34.2	25 to 35	100.0	6	75.0
12/01/2026	06:00	0	0	0	10	6	0	2	0	0	0	0	0	0	0	0	0	0	0	0	0	18	30.4	34.2	25 to 35	88.9	8	44.4
12/01/2026	07:00	0	0	16	44	18	2	0	0	0	0	0	0	0	0	0	0	0	0	0	0	80	27.7	32.2	25 to 35	77.5	20	25.0
12/01/2026	08:00	0	0	16	36	22	2	0	0	0	0	0	0	0	0	0	0	0	0	0	0	76	28	33	25 to 35	76.3	24	31.6
12/01/2026	09:00	4	2	10	30	12	4	0	0	0	0	0	0	0	0	0	0	0	0	0	0	62	26.6	32.9	25 to 35	67.7	16	25.8
12/01/2026	10:00	2	2	8	20	18	0	0	0	0	0	0	0	0	0	0	0	0	0	0	0	50	27	32.8	25 to 35	76.0	18	36.0
12/01/2026	11:00	2	2	24	26	14	0	0	0	0	0	0	0	0	0	0	0	0	0	0	0	68	25.8	31.4	20 to 30	73.5	14	20.6
12/01/2026	12:00	0	4	6	28	8	0	0	0	0	0	0	0	0	0	0	0	0	0	0	0	46	26.5	30.6	25 to 35	78.3	8	17.4
12/01/2026	13:00	4	0	10	44	12	2	2	0	0	0	0	0	0	0	0	0	0	0	0	0	74	27.1	32.1	25 to 35	75.7	16	21.6
12/01/2026	14:00	4	4	16	28	16	2	0	0	0	0	0	0	0	0	0	0	0	0	0	0	70	26.1	32.5	20 to 30	62.9	18	25.7
12/01/2026	15:00	2	8	20	58	18	2	0	0	0	0	0	0	0	0	0	0	0	0	0	0	108	26.3	31.1	20 to 30	72.2	20	18.5
12/01/2026	16:00	0	6	10	40	18	2	0	0	0	0	0	0	0	0	0	0	0	0	0	0	76	27.3	32.5	25 to 35	76.3	20	26.3
12/01/2026	17:00	0	6	6	36	22	2	0	0	0	0	0	0	0	0	0	0	0	0	0	0	72	27.8	33	25 to 35	80.6	24	33.3
12/01/2026	18:00	0	2	14	20	28	2	0	0	0	0	0	0	0	0	0	0	0	0	0	0	66	28.3	33.6	25 to 35	72.7	30	45.5
12/01/2026	19:00	2	0	8	18	6	4	0	0	0	0	0	0	0	0	0	0	0	0	0	0	38	26.8	33.3	20 to 30	68.4	10	26.3
12/01/2026	20:00	0	0	4	8	8	0	0	0	0	0	0	0	0	0	0	0	0	0	0	0	20	28.2	33.1	25 to 35	80.0	8	40.0
12/01/2026	21:00	0	0	0	8	0	0	0	0	0	0	0	0	0	0	0	0	0	0	0	0	8	27	29.4	20 to 30	100.0	*	*
12/01/2026	22:00	0	0	4	6	4	0	0	0	0	0	0	0	0	0	0	0	0	0	0	0	14	27	32.5	20 to 30	71.4	4	28.6
12/01/2026	23:00	0	0	0	0	0	0	0	0	0	0	0	0	0	0	0	0	0	0	0	0	0	0	*	*	*	*	
24 Hr Summary		20	36	174	462	238	24	4	0	0	0	0	0	0	0	0	0	0	0	0	0	958	27.1	32.6	25 to 35	73.1	266	27.8

Incoming Histogram

The Barley Mow - Winchfield

from Thu-Jan-01-2026-12-00-AM to Sat-Jan-31-2026-11-59-PM

Date	Starting Hr:min	<15	15 to <20	20 to <25	25 to <30	30 to <35	35 to <40	40 to <45	45 to <50	50 to <55	55 to <60	60 to <65	65 to <70	70 to <75	75 to <80	80 to <85	85 to <90	90 to <95	95 to <100	100 to >105	Total Counts	Avg Speed (MPH)	85pet Speed	10MPH Pace	% in pace	# of Speeders	% Speeders	
13/01/2026	00:00	0	0	0	2	0	0	0	0	0	0	0	0	0	0	0	0	0	0	0	0	2	27	30	20 to 30	100.0	*	*
13/01/2026	01:00	0	0	0	0	0	0	0	0	0	0	0	0	0	0	0	0	0	0	0	0	0	0	0	*	*	*	*
13/01/2026	02:00	0	0	0	0	0	0	0	0	0	0	0	0	0	0	0	0	0	0	0	0	0	0	0	*	*	*	*
13/01/2026	03:00	0	0	0	0	0	0	0	0	0	0	0	0	0	0	0	0	0	0	0	0	0	0	0	*	*	*	*
13/01/2026	04:00	0	0	0	4	0	0	0	0	0	0	0	0	0	0	0	0	0	0	0	0	4	27	28.8	20 to 30	100.0	*	*
13/01/2026	05:00	0	0	0	4	6	0	0	0	0	0	0	0	0	0	0	0	0	0	0	0	10	30.2	33.3	25 to 35	100.0	6	60.0
13/01/2026	06:00	2	0	0	18	16	0	2	0	0	0	0	0	0	0	0	0	0	0	0	0	38	29.4	33.8	25 to 35	89.5	18	47.4
13/01/2026	07:00	0	2	20	56	24	0	0	0	0	0	0	0	0	0	0	0	0	0	0	0	102	27.4	31.9	25 to 35	78.4	24	23.5
13/01/2026	08:00	0	4	10	48	38	4	0	0	0	0	0	0	0	0	0	0	0	0	0	0	104	28.7	33.4	25 to 35	82.7	42	40.4
13/01/2026	09:00	0	2	16	40	6	0	0	0	0	0	0	0	0	0	0	0	0	0	0	0	64	26.2	29.5	20 to 30	87.5	6	9.4
13/01/2026	10:00	4	2	20	40	8	2	0	0	0	0	0	0	0	0	0	0	0	0	0	0	76	25.6	29.9	20 to 30	78.9	10	13.2
13/01/2026	11:00	2	0	12	32	8	0	0	0	0	0	0	0	0	0	0	0	0	0	0	0	54	26.1	30	20 to 30	81.5	8	14.8
13/01/2026	12:00	4	2	24	36	14	0	0	0	0	0	0	0	0	0	0	0	0	0	0	0	80	25.7	30.7	20 to 30	75.0	14	17.5
13/01/2026	13:00	2	0	18	38	0	0	0	0	0	0	0	0	0	0	0	0	0	0	0	0	58	25.2	28.8	20 to 30	96.6	*	*
13/01/2026	14:00	0	2	18	34	14	0	0	0	0	0	0	0	0	0	0	0	0	0	0	0	68	26.7	31.4	20 to 30	76.5	14	20.6
13/01/2026	15:00	0	4	12	40	10	2	0	0	0	0	0	0	0	0	0	0	0	0	0	0	68	26.9	31	20 to 30	76.5	12	17.6
13/01/2026	16:00	2	0	10	44	12	0	0	0	0	0	0	0	0	0	0	0	0	0	0	0	68	27	30.8	25 to 35	82.4	12	17.6
13/01/2026	17:00	2	2	18	32	16	0	0	0	0	0	0	0	0	0	0	0	0	0	0	0	70	26.3	31.9	20 to 30	71.4	16	22.9
13/01/2026	18:00	2	2	10	32	10	0	0	0	0	0	0	0	0	0	0	0	0	0	0	0	56	26.1	31	20 to 30	75.0	10	17.9
13/01/2026	19:00	0	2	4	16	8	2	0	0	0	0	0	0	0	0	0	0	0	0	0	0	32	27.7	33.1	25 to 35	75.0	10	31.3
13/01/2026	20:00	0	0	4	18	10	0	0	0	0	0	0	0	0	0	0	0	0	0	0	0	32	28.2	32.5	25 to 35	87.5	10	31.3
13/01/2026	21:00	2	2	12	4	2	0	0	0	0	0	0	0	0	0	0	0	0	0	0	0	22	22.5	28.8	20 to 30	72.7	2	9.1
13/01/2026	22:00	0	0	2	4	0	0	0	0	0	0	0	0	0	0	0	0	0	0	0	0	6	25.3	28.8	20 to 30	100.0	*	*
13/01/2026	23:00	0	0	2	0	2	0	0	0	0	0	0	0	0	0	0	0	0	0	0	0	4	27	32.5	15 to 25	50.0	2	50.0
24 Hr Summary		22	26	212	542	204	10	2	0	0	0	0	0	0	0	0	0	0	0	0	0	1018	26.7	31.5	20 to 30	74.1	216	21.2

Incoming Histogram

The Barley Mow - Winchfield

from Thu-Jan-01-2026-12-00-AM to Sat-Jan-31-2026-11-59-PM

Date	Starting Hr:min	<15	15 to <20	20 to <25	25 to <30	30 to <35	35 to <40	40 to <45	45 to <50	50 to <55	55 to <60	60 to <65	65 to <70	70 to <75	75 to <80	80 to <85	85 to <90	90 to <95	95 to <100	100 to >105	Total Counts	Avg Speed (MPH)	85pet Speed	10MPH Pace	% in pace	# of Speeders	% Speeders	
14/01/2026	00:00	0	0	0	2	0	0	0	0	0	0	0	0	0	0	0	0	0	0	0	0	2	27	30	20 to 30	100.0	*	*
14/01/2026	01:00	0	0	0	0	0	0	0	0	0	0	0	0	0	0	0	0	0	0	0	0	0	0	0	*	*	*	*
14/01/2026	02:00	0	0	0	0	0	0	0	0	0	0	0	0	0	0	0	0	0	0	0	0	0	0	0	*	*	*	*
14/01/2026	03:00	0	0	0	0	0	0	0	0	0	0	0	0	0	0	0	0	0	0	0	0	0	0	0	*	*	*	*
14/01/2026	04:00	0	0	0	0	0	0	0	0	0	0	0	0	0	0	0	0	0	0	0	0	0	0	0	*	*	*	*
14/01/2026	05:00	0	0	0	2	4	0	0	0	0	0	0	0	0	0	0	0	0	0	0	0	6	30.3	33.8	25 to 35	100.0	4	66.7
14/01/2026	06:00	0	0	0	16	2	0	0	0	0	0	0	0	0	0	0	0	0	0	0	0	18	27.9	29.7	25 to 35	100.0	2	11.1
14/01/2026	07:00	2	6	24	40	6	0	0	0	0	0	0	0	0	0	0	0	0	0	0	0	78	25	29.2	20 to 30	82.1	6	7.7
14/01/2026	08:00	0	4	28	86	18	0	0	0	0	0	0	0	0	0	0	0	0	0	0	0	136	26.7	29.9	20 to 30	83.8	18	13.2
14/01/2026	09:00	0	12	28	36	4	0	0	0	0	0	0	0	0	0	0	0	0	0	0	0	80	24.3	28.9	20 to 30	80.0	4	5.0
14/01/2026	10:00	4	6	28	28	8	0	0	0	0	0	0	0	0	0	0	0	0	0	0	0	74	24.1	29.5	20 to 30	75.7	8	10.8
14/01/2026	11:00	2	0	14	40	6	0	0	0	0	0	0	0	0	0	0	0	0	0	0	0	62	26.2	29.6	20 to 30	87.1	6	9.7
14/01/2026	12:00	2	12	24	30	8	2	0	0	0	0	0	0	0	0	0	0	0	0	0	0	78	24.6	29.7	20 to 30	69.2	10	12.8
14/01/2026	13:00	6	4	8	46	6	0	0	0	0	0	0	0	0	0	0	0	0	0	0	0	70	25.2	29.6	20 to 30	77.1	6	8.6
14/01/2026	14:00	2	6	18	26	10	0	0	0	0	0	0	0	0	0	0	0	0	0	0	0	62	25.2	30.5	20 to 30	71.0	10	16.1
14/01/2026	15:00	6	6	18	60	8	2	0	0	0	0	0	0	0	0	0	0	0	0	0	0	100	25.5	29.6	20 to 30	78.0	10	10.0
14/01/2026	16:00	0	4	14	60	22	4	0	0	0	0	0	0	0	0	0	0	0	0	0	0	104	27.7	32.3	25 to 35	78.8	26	25.0
14/01/2026	17:00	2	10	22	52	18	0	0	0	0	0	0	0	0	0	0	0	0	0	0	0	104	25.8	30.6	20 to 30	71.2	18	17.3
14/01/2026	18:00	0	0	12	32	6	0	0	0	0	0	0	0	0	0	0	0	0	0	0	0	50	26.6	29.7	20 to 30	88.0	6	12.0
14/01/2026	19:00	0	0	8	20	2	4	0	0	0	0	0	0	0	0	0	0	0	0	0	0	34	27.5	32.5	20 to 30	82.4	6	17.6
14/01/2026	20:00	0	0	2	10	6	0	0	0	0	0	0	0	0	0	0	0	0	0	0	0	18	28.2	32.5	25 to 35	88.9	6	33.3
14/01/2026	21:00	0	0	4	4	2	0	0	0	0	0	0	0	0	0	0	0	0	0	0	0	10	26.2	30	20 to 30	80.0	2	20.0
14/01/2026	22:00	0	0	2	2	2	0	0	0	0	0	0	0	0	0	0	0	0	0	0	0	6	27	32.5	20 to 30	66.7	2	33.3
14/01/2026	23:00	0	0	2	0	2	0	0	0	0	0	0	0	0	0	0	0	0	0	0	0	4	27	32.5	15 to 25	50.0	2	50.0
24 Hr Summary		26	70	256	592	140	12	0	0	0	0	0	0	0	0	0	0	0	0	0	1096	25.8	29.9	20 to 30	77.4	152	13.9	

Incoming Histogram

The Barley Mow - Winchfield

from Thu-Jan-01-2026-12-00-AM to Sat-Jan-31-2026-11-59-PM

Date	Starting Hr:min	<15	15 to <20	20 to <25	25 to <30	30 to <35	35 to <40	40 to <45	45 to <50	50 to <55	55 to <60	60 to <65	65 to <70	70 to <75	75 to <80	80 to <85	85 to <90	90 to <95	95 to <100	100 to >105	Total Counts	Avg Speed (MPH)	85pet Speed	10MPH Pace	% in pace	# of Speeders	% Speeders	
15/01/2026	00:00	0	0	0	0	0	0	0	0	0	0	0	0	0	0	0	0	0	0	0	0	0	0	*	*	*	*	
15/01/2026	01:00	0	0	0	0	0	0	0	0	0	0	0	0	0	0	0	0	0	0	0	0	0	0	*	*	*	*	
15/01/2026	02:00	0	0	0	0	0	0	0	0	0	0	0	0	0	0	0	0	0	0	0	0	0	0	*	*	*	*	
15/01/2026	03:00	0	0	0	0	0	0	0	0	0	0	0	0	0	0	0	0	0	0	0	0	0	0	*	*	*	*	
15/01/2026	04:00	0	0	0	0	0	0	0	0	0	0	0	0	0	0	0	0	0	0	0	0	0	0	*	*	*	*	
15/01/2026	05:00	0	0	2	4	2	0	0	0	0	0	0	0	0	0	0	0	0	0	0	0	8	27.3	32.5	20 to 30	75.0	2	25.0
15/01/2026	06:00	0	0	2	16	12	0	2	0	0	0	0	0	0	0	0	0	0	0	0	0	32	29.6	33.8	25 to 35	87.5	14	43.8
15/01/2026	07:00	0	0	14	52	18	2	0	0	0	0	0	0	0	0	0	0	0	0	0	0	86	27.8	31.9	25 to 35	81.4	20	23.3
15/01/2026	08:00	2	2	18	46	18	0	0	0	0	0	0	0	0	0	0	0	0	0	0	0	86	26.6	31.4	20 to 30	74.4	18	20.9
15/01/2026	09:00	0	4	12	30	8	0	0	0	0	0	0	0	0	0	0	0	0	0	0	0	54	26.1	30	20 to 30	77.8	8	14.8
15/01/2026	10:00	8	4	16	34	2	0	0	0	0	0	0	0	0	0	0	0	0	0	0	0	64	23.3	28.8	20 to 30	78.1	2	3.1
15/01/2026	11:00	0	4	20	30	10	0	0	0	0	0	0	0	0	0	0	0	0	0	0	0	64	25.8	30	20 to 30	78.1	10	15.6
15/01/2026	12:00	0	12	14	28	8	0	0	0	0	0	0	0	0	0	0	0	0	0	0	0	62	24.7	29.8	20 to 30	67.7	8	12.9
15/01/2026	13:00	0	0	18	50	10	0	0	0	0	0	0	0	0	0	0	0	0	0	0	0	78	26.8	29.8	20 to 30	87.2	10	12.8
15/01/2026	14:00	0	2	14	40	8	0	0	0	0	0	0	0	0	0	0	0	0	0	0	0	64	26.5	29.8	20 to 30	84.4	8	12.5
15/01/2026	15:00	0	6	10	26	4	0	0	0	0	0	0	0	0	0	0	0	0	0	0	0	46	25.2	29.4	20 to 30	78.3	4	8.7
15/01/2026	16:00	0	4	16	54	8	0	0	0	0	0	0	0	0	0	0	0	0	0	0	0	82	26.3	29.6	20 to 30	85.4	8	9.8
15/01/2026	17:00	4	2	18	34	14	0	0	0	0	0	0	0	0	0	0	0	0	0	0	0	72	25.8	31.1	20 to 30	72.2	14	19.4
15/01/2026	18:00	0	0	2	30	6	0	0	0	0	0	0	0	0	0	0	0	0	0	0	0	38	27.8	30	25 to 35	94.7	6	15.8
15/01/2026	19:00	0	2	8	8	8	0	0	0	0	0	0	0	0	0	0	0	0	0	0	0	26	26.4	32.5	20 to 30	61.5	8	30.8
15/01/2026	20:00	0	4	12	6	8	0	0	0	0	0	0	0	0	0	0	0	0	0	0	0	30	25.1	32.5	20 to 30	60.0	8	26.7
15/01/2026	21:00	0	2	0	2	0	0	0	0	0	0	0	0	0	0	0	0	0	0	0	0	4	22	27.5	10 to 20	50.0	*	*
15/01/2026	22:00	0	0	2	10	0	0	0	0	0	0	0	0	0	0	0	0	0	0	0	0	12	26.2	29	20 to 30	100.0	*	*
15/01/2026	23:00	0	0	0	0	0	0	0	0	0	0	0	0	0	0	0	0	0	0	0	0	0	0	*	*	*	*	
24 Hr Summary		14	48	198	500	144	2	2	0	0	0	0	0	0	0	0	0	0	0	0	0	908	26.2	30.4	20 to 30	76.9	148	16.3

Incoming Histogram

The Barley Mow - Winchfield

from Thu-Jan-01-2026-12-00-AM to Sat-Jan-31-2026-11-59-PM

Date	Starting Hr:min	<15	15 to <20	20 to <25	25 to <30	30 to <35	35 to <40	40 to <45	45 to <50	50 to <55	55 to <60	60 to <65	65 to <70	70 to <75	75 to <80	80 to <85	85 to <90	90 to <95	95 to <100	100 to >105	Total Counts	Avg Speed (MPH)	85pet Speed	10MPH Pace	% in pace	# of Speeders	% Speeders	
16/01/2026	00:00	0	0	0	2	0	0	0	0	0	0	0	0	0	0	0	0	0	0	0	0	2	27	30	20 to 30	100.0	*	*
16/01/2026	01:00	0	0	0	0	0	0	0	0	0	0	0	0	0	0	0	0	0	0	0	0	0	0	0	*	*	*	*
16/01/2026	02:00	0	0	0	0	0	0	0	0	0	0	0	0	0	0	0	0	0	0	0	0	0	0	0	*	*	*	*
16/01/2026	03:00	0	0	0	0	0	0	0	0	0	0	0	0	0	0	0	0	0	0	0	0	0	0	0	*	*	*	*
16/01/2026	04:00	0	0	4	0	0	0	0	0	0	0	0	0	0	0	0	0	0	0	0	0	4	22.5	23.8	15 to 25	100.0	*	*
16/01/2026	05:00	0	0	0	4	2	0	0	0	0	0	0	0	0	0	0	0	0	0	0	0	6	28.7	32.5	25 to 35	100.0	2	33.3
16/01/2026	06:00	0	0	8	8	2	0	2	0	0	0	0	0	0	0	0	0	0	0	0	0	20	27.2	32.5	20 to 30	80.0	4	20.0
16/01/2026	07:00	0	2	16	34	8	0	0	0	0	0	0	0	0	0	0	0	0	0	0	0	60	26.4	29.9	20 to 30	83.3	8	13.3
16/01/2026	08:00	0	0	6	34	24	0	0	0	0	0	0	0	0	0	0	0	0	0	0	0	64	28.6	32.9	25 to 35	90.6	24	37.5
16/01/2026	09:00	8	0	12	38	14	2	0	0	0	0	0	0	0	0	0	0	0	0	0	0	74	25.9	31.8	25 to 35	70.3	16	21.6
16/01/2026	10:00	2	2	10	38	16	2	0	0	0	0	0	0	0	0	0	0	0	0	0	0	70	27.1	32.5	25 to 35	77.1	18	25.7
16/01/2026	11:00	6	4	20	36	20	0	2	0	0	0	0	0	0	0	0	0	0	0	0	0	88	26	32.2	20 to 30	63.6	22	25.0
16/01/2026	12:00	4	12	34	34	6	0	0	0	0	0	0	0	0	0	0	0	0	0	0	0	90	23.7	28.8	20 to 30	75.6	6	6.7
16/01/2026	13:00	4	4	28	24	6	0	0	0	0	0	0	0	0	0	0	0	0	0	0	0	66	24.1	29.2	20 to 30	78.8	6	9.1
16/01/2026	14:00	4	2	22	32	22	2	0	0	0	0	0	0	0	0	0	0	0	0	0	0	84	26.6	32.5	20 to 30	64.3	24	28.6
16/01/2026	15:00	2	4	14	32	18	4	0	0	0	0	0	0	0	0	0	0	0	0	0	0	74	27	33.1	25 to 35	67.6	22	29.7
16/01/2026	16:00	0	4	20	48	12	0	0	0	0	0	0	0	0	0	0	0	0	0	0	0	84	26.4	29.9	20 to 30	81.0	12	14.3
16/01/2026	17:00	2	0	24	36	16	2	0	0	0	0	0	0	0	0	0	0	0	0	0	0	80	26.6	31.9	20 to 30	75.0	18	22.5
16/01/2026	18:00	0	2	4	34	14	0	0	0	0	0	0	0	0	0	0	0	0	0	0	0	54	27.8	32.1	25 to 35	88.9	14	25.9
16/01/2026	19:00	0	4	6	18	14	2	0	0	0	0	0	0	0	0	0	0	0	0	0	0	44	27.7	33.2	25 to 35	72.7	16	36.4
16/01/2026	20:00	0	2	4	12	6	0	0	0	0	0	0	0	0	0	0	0	0	0	0	0	24	26.7	31.7	25 to 35	75.0	6	25.0
16/01/2026	21:00	0	2	2	6	6	0	0	0	0	0	0	0	0	0	0	0	0	0	0	0	16	27	33.3	25 to 35	75.0	6	37.5
16/01/2026	22:00	0	0	2	12	2	0	0	0	0	0	0	0	0	0	0	0	0	0	0	0	16	27	30	20 to 30	87.5	2	12.5
16/01/2026	23:00	0	0	0	0	0	0	0	0	0	0	0	0	0	0	0	0	0	0	0	0	0	0	0	*	*	*	*
24 Hr Summary		32	44	236	482	208	14	4	0	0	0	0	0	0	0	0	0	0	0	0	0	1020	26.4	31.8	20 to 30	70.4	226	22.2

Incoming Histogram

The Barley Mow - Winchfield

from Thu-Jan-01-2026-12-00-AM to Sat-Jan-31-2026-11-59-PM

Date	Starting Hr:min	<15	15 to <20	20 to <25	25 to <30	30 to <35	35 to <40	40 to <45	45 to <50	50 to <55	55 to <60	60 to <65	65 to <70	70 to <75	75 to <80	80 to <85	85 to <90	90 to <95	95 to <100	100 to >105	Total Counts	Avg Speed (MPH)	85pct Speed	10MPH Pace	% in pace	# of Speeders	% Speeders	
17/01/2026	00:00	0	0	0	2	2	0	0	0	0	0	0	0	0	0	0	0	0	0	0	0	4	29.5	32.5	25 to 35	100.0	2	50.0
17/01/2026	01:00	0	0	0	0	0	0	0	0	0	0	0	0	0	0	0	0	0	0	0	0	0	0	0	*	*	*	*
17/01/2026	02:00	0	0	0	0	0	0	0	0	0	0	0	0	0	0	0	0	0	0	0	0	0	0	0	*	*	*	*
17/01/2026	03:00	0	0	0	2	0	0	0	0	0	0	0	0	0	0	0	0	0	0	0	0	2	27	30	20 to 30	100.0	*	*
17/01/2026	04:00	0	0	0	0	0	0	0	0	0	0	0	0	0	0	0	0	0	0	0	0	0	0	0	*	*	*	*
17/01/2026	05:00	0	0	0	0	0	0	0	0	0	0	0	0	0	0	0	0	0	0	0	0	0	0	0	*	*	*	*
17/01/2026	06:00	0	0	0	4	2	0	0	0	0	0	0	0	0	0	0	0	0	0	0	0	6	28.7	32.5	25 to 35	100.0	2	33.3
17/01/2026	07:00	0	2	0	10	6	2	0	0	0	0	0	0	0	0	0	0	0	0	0	0	20	28.6	34.2	25 to 35	80.0	8	40.0
17/01/2026	08:00	0	0	6	36	8	0	0	0	0	0	0	0	0	0	0	0	0	0	0	0	50	27.5	30	25 to 35	88.0	8	16.0
17/01/2026	09:00	0	4	18	26	24	0	0	0	0	0	0	0	0	0	0	0	0	0	0	0	72	27.1	32.7	25 to 35	69.4	24	33.3
17/01/2026	10:00	0	2	16	38	10	2	0	0	0	0	0	0	0	0	0	0	0	0	0	0	68	26.9	31	20 to 30	79.4	12	17.6
17/01/2026	11:00	0	4	16	32	12	2	0	0	0	0	0	0	0	0	0	0	0	0	0	0	66	26.6	31.7	20 to 30	72.7	14	21.2
17/01/2026	12:00	0	8	16	36	20	2	0	0	0	0	0	0	0	0	0	0	0	0	0	0	82	26.8	32.5	25 to 35	68.3	22	26.8
17/01/2026	13:00	2	6	20	32	16	0	0	0	0	0	0	0	0	0	0	0	0	0	0	0	76	25.8	31.6	20 to 30	68.4	16	21.1
17/01/2026	14:00	8	8	26	30	6	0	0	0	0	0	0	0	0	0	0	0	0	0	0	0	78	23.1	29	20 to 30	71.8	6	7.7
17/01/2026	15:00	4	6	30	42	4	2	0	0	0	0	0	0	0	0	0	0	0	0	0	0	88	24.7	29.2	20 to 30	81.8	6	6.8
17/01/2026	16:00	0	4	18	30	10	0	0	0	0	0	0	0	0	0	0	0	0	0	0	0	62	25.9	30.5	20 to 30	77.4	10	16.1
17/01/2026	17:00	0	4	8	18	6	2	0	0	0	0	0	0	0	0	0	0	0	0	0	0	38	26.4	31.7	20 to 30	68.4	8	21.1
17/01/2026	18:00	2	2	6	18	10	2	0	0	0	0	0	0	0	0	0	0	0	0	0	0	40	26.6	33	25 to 35	70.0	12	30.0
17/01/2026	19:00	0	0	6	12	8	2	0	0	0	0	0	0	0	0	0	0	0	0	0	0	28	28.3	33.8	25 to 35	71.4	10	35.7
17/01/2026	20:00	0	0	6	2	0	0	0	0	0	0	0	0	0	0	0	0	0	0	0	0	8	23.5	27.5	20 to 30	100.0	*	*
17/01/2026	21:00	0	0	2	4	2	2	0	0	0	0	0	0	0	0	0	0	0	0	0	0	10	29	35	20 to 30	60.0	4	40.0
17/01/2026	22:00	0	0	6	4	6	4	0	0	0	0	0	0	0	0	0	0	0	0	0	0	20	29.1	36.2	20 to 30	50.0	10	50.0
17/01/2026	23:00	4	2	0	6	0	2	0	0	0	0	0	0	0	0	0	0	0	0	0	0	14	22.7	30	10 to 20	42.9	2	14.3
24 Hr Summary		20	52	200	384	152	24	0	0	0	0	0	0	0	0	0	0	0	0	0	832	26.2	31.7	20 to 30	70.2	176	21.2	

Incoming Histogram

The Barley Mow - Winchfield

from Thu-Jan-01-2026-12-00-AM to Sat-Jan-31-2026-11-59-PM

Date	Starting Hr:min	<15	15 to <20	20 to <25	25 to <30	30 to <35	35 to <40	40 to <45	45 to <50	50 to <55	55 to <60	60 to <65	65 to <70	70 to <75	75 to <80	80 to <85	85 to <90	90 to <95	95 to <100	100 to >105	Total Counts	Avg Speed (MPH)	85pct Speed	10MPH Pace	% in pace	# of Speeders	% Speeders
18/01/2026	00:00	0	0	2	0	0	0	0	0	0	0	0	0	0	0	0	0	0	0	0	2	22	25	15 to 25	100.0	*	*
18/01/2026	01:00	0	0	0	0	0	0	0	0	0	0	0	0	0	0	0	0	0	0	0	0	0	0	*	*	*	*
18/01/2026	02:00	0	0	0	2	0	0	0	0	0	0	0	0	0	0	0	0	0	0	0	2	27	30	20 to 30	100.0	*	*
18/01/2026	03:00	0	0	0	0	2	2	0	0	0	0	0	0	0	0	0	0	0	0	0	4	34.5	37.5	30 to 40	100.0	4	100.0
18/01/2026	04:00	0	2	0	0	0	0	0	0	0	0	0	0	0	0	0	0	0	0	0	2	17	20	10 to 20	100.0	*	*
18/01/2026	05:00	0	0	0	0	2	0	0	0	0	0	0	0	0	0	0	0	0	0	0	2	32	35	25 to 35	100.0	2	100.0
18/01/2026	06:00	0	0	0	2	0	0	0	0	0	0	0	0	0	0	0	0	0	0	0	2	27	30	20 to 30	100.0	*	*
18/01/2026	07:00	0	2	2	2	4	0	0	0	0	0	0	0	0	0	0	0	0	0	0	10	26	32.5	25 to 35	60.0	4	40.0
18/01/2026	08:00	6	4	4	8	6	0	0	0	0	0	0	0	0	0	0	0	0	0	0	28	22.9	31.7	25 to 35	50.0	6	21.4
18/01/2026	09:00	2	10	14	4	6	0	0	0	0	0	0	0	0	0	0	0	0	0	0	36	22.5	30.8	15 to 25	66.7	6	16.7
18/01/2026	10:00	4	6	20	22	6	0	0	0	0	0	0	0	0	0	0	0	0	0	0	58	24	29.3	20 to 30	72.4	6	10.3
18/01/2026	11:00	4	12	10	22	16	4	0	0	0	0	0	0	0	0	0	0	0	0	0	68	25.4	33.1	25 to 35	55.9	20	29.4
18/01/2026	12:00	4	8	10	22	28	0	0	0	0	0	0	0	0	0	0	0	0	0	0	72	26.4	33	25 to 35	69.4	28	38.9
18/01/2026	13:00	6	10	36	26	22	0	0	0	0	0	0	0	0	0	0	0	0	0	0	100	24.6	31.6	20 to 30	62.0	22	22.0
18/01/2026	14:00	0	4	16	38	6	2	0	0	0	0	0	0	0	0	0	0	0	0	0	66	26.2	29.7	20 to 30	81.8	8	12.1
18/01/2026	15:00	4	0	30	22	18	0	0	0	0	0	0	0	0	0	0	0	0	0	0	74	25.7	31.9	20 to 30	70.3	18	24.3
18/01/2026	16:00	4	0	18	46	14	0	0	0	0	0	0	0	0	0	0	0	0	0	0	82	26	30.7	20 to 30	78.0	14	17.1
18/01/2026	17:00	0	0	12	20	4	2	0	0	0	0	0	0	0	0	0	0	0	0	0	38	26.6	30	20 to 30	84.2	6	15.8
18/01/2026	18:00	0	0	12	12	12	0	0	0	0	0	0	0	0	0	0	0	0	0	0	36	27.2	32.9	20 to 30	66.7	12	33.3
18/01/2026	19:00	0	4	6	8	4	2	0	0	0	0	0	0	0	0	0	0	0	0	0	24	25.8	32.5	20 to 30	58.3	6	25.0
18/01/2026	20:00	2	2	4	6	2	0	0	0	0	0	0	0	0	0	0	0	0	0	0	16	23.4	30	20 to 30	62.5	2	12.5
18/01/2026	21:00	0	0	0	6	6	0	2	0	0	0	0	0	0	0	0	0	0	0	0	14	31.3	35	25 to 35	85.7	8	57.1
18/01/2026	22:00	0	0	2	0	4	0	0	0	0	0	0	0	0	0	0	0	0	0	0	6	28.7	33.8	25 to 35	66.7	4	66.7
18/01/2026	23:00	0	0	0	2	0	0	0	0	0	0	0	0	0	0	0	0	0	0	0	2	27	30	20 to 30	100.0	*	*
24 Hr Summary		36	64	198	270	162	12	2	0	0	0	0	0	0	0	0	0	0	0	0	744	25.5	32	20 to 30	62.9	176	23.7

Incoming Histogram

The Barley Mow - Winchfield

from Thu-Jan-01-2026-12-00-AM to Sat-Jan-31-2026-11-59-PM

Date	Starting Hr:min	<15	15 to <20	20 to <25	25 to <30	30 to <35	35 to <40	40 to <45	45 to <50	50 to <55	55 to <60	60 to <65	65 to <70	70 to <75	75 to <80	80 to <85	85 to <90	90 to <95	95 to <100	100 to >105	Total Counts	Avg Speed (MPH)	85pet Speed	10MPH Pace	% in pace	# of Speeders	% Speeders	
19/01/2026	00:00	0	0	0	2	0	0	0	0	0	0	0	0	0	0	0	0	0	0	0	0	2	27	30	20 to 30	100.0	*	*
19/01/2026	01:00	0	0	0	0	0	0	0	0	0	0	0	0	0	0	0	0	0	0	0	0	0	0	0	*	*	*	*
19/01/2026	02:00	0	0	0	0	0	0	0	0	0	0	0	0	0	0	0	0	0	0	0	0	0	0	0	*	*	*	*
19/01/2026	03:00	0	0	0	0	0	0	0	0	0	0	0	0	0	0	0	0	0	0	0	0	0	0	0	*	*	*	*
19/01/2026	04:00	0	0	0	0	0	0	0	0	0	0	0	0	0	0	0	0	0	0	0	0	0	0	0	*	*	*	*
19/01/2026	05:00	0	0	0	0	4	0	0	0	0	0	0	0	0	0	0	0	0	0	0	0	4	32	33.8	25 to 35	100.0	4	100.0
19/01/2026	06:00	0	0	4	12	6	2	2	0	0	0	0	0	0	0	0	0	0	0	0	0	26	29.5	35	25 to 35	69.2	10	38.5
19/01/2026	07:00	0	2	14	38	24	2	0	0	0	0	0	0	0	0	0	0	0	0	0	0	80	27.9	32.9	25 to 35	77.5	26	32.5
19/01/2026	08:00	0	2	16	38	28	2	0	0	0	0	0	0	0	0	0	0	0	0	0	0	86	28	33	25 to 35	76.7	30	34.9
19/01/2026	09:00	2	6	20	28	12	0	0	0	0	0	0	0	0	0	0	0	0	0	0	0	68	25.3	30.8	20 to 30	70.6	12	17.6
19/01/2026	10:00	0	4	20	44	16	0	0	0	0	0	0	0	0	0	0	0	0	0	0	0	84	26.6	30.9	20 to 30	76.2	16	19.0
19/01/2026	11:00	0	4	24	34	6	2	0	0	0	0	0	0	0	0	0	0	0	0	0	0	70	25.7	29.7	20 to 30	82.9	8	11.4
19/01/2026	12:00	0	6	20	32	12	0	0	0	0	0	0	0	0	0	0	0	0	0	0	0	70	25.9	30.8	20 to 30	74.3	12	17.1
19/01/2026	13:00	2	2	4	36	22	0	0	0	0	0	0	0	0	0	0	0	0	0	0	0	66	27.8	32.7	25 to 35	87.9	22	33.3
19/01/2026	14:00	2	6	18	42	8	2	0	0	0	0	0	0	0	0	0	0	0	0	0	0	78	25.7	29.8	20 to 30	76.9	10	12.8
19/01/2026	15:00	2	4	24	36	6	4	0	0	0	0	0	0	0	0	0	0	0	0	0	0	76	25.6	29.9	20 to 30	78.9	10	13.2
19/01/2026	16:00	4	6	28	32	16	2	0	0	0	0	0	0	0	0	0	0	0	0	0	0	88	25.4	31.6	20 to 30	68.2	18	20.5
19/01/2026	17:00	0	0	12	48	24	2	2	0	0	0	0	0	0	0	0	0	0	0	0	0	88	28.6	33.1	25 to 35	81.8	28	31.8
19/01/2026	18:00	0	4	16	24	12	0	0	0	0	0	0	0	0	0	0	0	0	0	0	0	56	26.1	31.7	20 to 30	71.4	12	21.4
19/01/2026	19:00	0	0	4	14	14	2	0	0	0	0	0	0	0	0	0	0	0	0	0	0	34	29.2	33.9	25 to 35	82.4	16	47.1
19/01/2026	20:00	0	0	0	6	4	2	0	0	0	0	0	0	0	0	0	0	0	0	0	0	12	30.3	35	25 to 35	83.3	6	50.0
19/01/2026	21:00	0	0	2	6	6	0	0	0	0	0	0	0	0	0	0	0	0	0	0	0	14	28.7	33.3	25 to 35	85.7	6	42.9
19/01/2026	22:00	0	0	4	4	0	0	0	0	0	0	0	0	0	0	0	0	0	0	0	0	8	24.5	28.8	20 to 30	100.0	*	*
19/01/2026	23:00	0	0	0	0	0	0	0	0	0	0	0	0	0	0	0	0	0	0	0	0	0	0	0	*	*	*	*
24 Hr Summary		12	46	230	476	220	22	4	0	0	0	0	0	0	0	0	0	0	0	0	0	1010	26.8	32.1	20 to 30	69.9	246	24.4

Incoming Histogram

The Barley Mow - Winchfield

from Thu-Jan-01-2026-12-00-AM to Sat-Jan-31-2026-11-59-PM

Date	Starting Hr:min	<15	15 to <20	20 to <25	25 to <30	30 to <35	35 to <40	40 to <45	45 to <50	50 to <55	55 to <60	60 to <65	65 to <70	70 to <75	75 to <80	80 to <85	85 to <90	90 to <95	95 to <100	100 to >105	Total Counts	Avg Speed (MPH)	85pet Speed	10MPH Pace	% in pace	# of Speeders	% Speeders	
20/01/2026	00:00	0	0	0	0	0	0	0	0	0	0	0	0	0	0	0	0	0	0	0	0	0	0	*	*	*	*	
20/01/2026	01:00	0	0	0	0	0	0	0	0	0	0	0	0	0	0	0	0	0	0	0	0	0	0	*	*	*	*	
20/01/2026	02:00	0	0	0	0	0	0	0	0	0	0	0	0	0	0	0	0	0	0	0	0	0	0	*	*	*	*	
20/01/2026	03:00	0	0	0	0	0	0	0	0	0	0	0	0	0	0	0	0	0	0	0	0	0	0	*	*	*	*	
20/01/2026	04:00	0	4	0	2	0	0	0	0	0	0	0	0	0	0	0	0	0	0	0	0	6	20.7	27.5	10 to 20	66.7	*	*
20/01/2026	05:00	0	0	0	2	2	0	0	0	0	0	0	0	0	0	0	0	0	0	0	0	4	29.5	32.5	25 to 35	100.0	2	50.0
20/01/2026	06:00	0	0	0	12	4	2	0	0	0	0	0	0	0	0	0	0	0	0	0	0	18	29.3	33.8	25 to 35	88.9	6	33.3
20/01/2026	07:00	0	4	16	44	30	6	0	0	0	0	0	0	0	0	0	0	0	0	0	0	100	28.2	33.5	25 to 35	74.0	36	36.0
20/01/2026	08:00	0	0	16	46	38	4	0	0	0	0	0	0	0	0	0	0	0	0	0	0	104	28.8	33.4	25 to 35	80.8	42	40.4
20/01/2026	09:00	8	2	14	22	18	0	0	0	0	0	0	0	0	0	0	0	0	0	0	0	64	25.1	32.2	25 to 35	62.5	18	28.1
20/01/2026	10:00	6	4	18	46	6	2	0	0	0	0	0	0	0	0	0	0	0	0	0	0	82	25.2	29.6	20 to 30	78.0	8	9.8
20/01/2026	11:00	0	6	18	24	10	2	0	0	0	0	0	0	0	0	0	0	0	0	0	0	60	25.9	31.5	20 to 30	70.0	12	20.0
20/01/2026	12:00	0	8	30	48	10	0	0	0	0	0	0	0	0	0	0	0	0	0	0	0	96	25.4	29.6	20 to 30	81.3	10	10.4
20/01/2026	13:00	0	2	14	46	6	0	0	0	0	0	0	0	0	0	0	0	0	0	0	0	68	26.4	29.6	20 to 30	88.2	6	8.8
20/01/2026	14:00	12	4	26	34	12	0	0	0	0	0	0	0	0	0	0	0	0	0	0	0	88	23.8	29.9	20 to 30	68.2	12	13.6
20/01/2026	15:00	4	4	10	46	22	0	0	0	0	0	0	0	0	0	0	0	0	0	0	0	86	26.8	32	25 to 35	79.1	22	25.6
20/01/2026	16:00	0	10	20	52	20	2	0	0	0	0	0	0	0	0	0	0	0	0	0	0	104	26.5	31.5	20 to 30	69.2	22	21.2
20/01/2026	17:00	0	2	14	38	18	6	0	0	0	0	0	0	0	0	0	0	0	0	0	0	78	28.1	33.3	25 to 35	71.8	24	30.8
20/01/2026	18:00	0	2	2	22	14	4	0	0	0	0	0	0	0	0	0	0	0	0	0	0	44	29	33.9	25 to 35	81.8	18	40.9
20/01/2026	19:00	0	0	0	18	14	2	0	0	0	0	0	0	0	0	0	0	0	0	0	0	34	29.9	33.9	25 to 35	94.1	16	47.1
20/01/2026	20:00	0	0	2	10	10	0	0	0	0	0	0	0	0	0	0	0	0	0	0	0	22	29.2	33.5	25 to 35	90.9	10	45.5
20/01/2026	21:00	0	0	0	12	4	0	0	0	0	0	0	0	0	0	0	0	0	0	0	0	16	28.4	32.5	25 to 35	100.0	4	25.0
20/01/2026	22:00	0	0	4	4	2	0	0	0	0	0	0	0	0	0	0	0	0	0	0	0	10	26	30	20 to 30	80.0	2	20.0
20/01/2026	23:00	0	0	0	2	2	0	0	0	0	0	0	0	0	0	0	0	0	0	0	0	4	29.5	32.5	25 to 35	100.0	2	50.0
24 Hr Summary		30	52	204	530	242	30	0	0	0	0	0	0	0	0	0	0	0	0	0	0	1088	26.8	32.3	25 to 35	71.0	272	25.0

Incoming Histogram

The Barley Mow - Winchfield

from Thu-Jan-01-2026-12-00-AM to Sat-Jan-31-2026-11-59-PM

Date	Starting Hr:min	<15	15 to <20	20 to <25	25 to <30	30 to <35	35 to <40	40 to <45	45 to <50	50 to <55	55 to <60	60 to <65	65 to <70	70 to <75	75 to <80	80 to <85	85 to <90	90 to <95	95 to <100	100 to >105	Total Counts	Avg Speed (MPH)	85pet Speed	10MPH Pace	% in pace	# of Speeders	% Speeders	
21/01/2026	00:00	0	0	0	0	2	0	0	0	0	0	0	0	0	0	0	0	0	0	0	0	2	32	35	25 to 35	100.0	2	100.0
21/01/2026	01:00	0	0	0	0	0	0	0	0	0	0	0	0	0	0	0	0	0	0	0	0	0	0	0	*	*	*	*
21/01/2026	02:00	0	0	0	0	0	0	0	0	0	0	0	0	0	0	0	0	0	0	0	0	0	0	0	*	*	*	*
21/01/2026	03:00	0	2	0	0	0	0	0	0	0	0	0	0	0	0	0	0	0	0	0	0	2	17	20	10 to 20	100.0	*	*
21/01/2026	04:00	0	0	0	0	0	0	0	0	0	0	0	0	0	0	0	0	0	0	0	0	0	0	0	*	*	*	*
21/01/2026	05:00	0	0	0	0	2	0	0	0	0	0	0	0	0	0	0	0	0	0	0	0	2	32	35	25 to 35	100.0	2	100.0
21/01/2026	06:00	0	0	2	10	16	0	2	0	0	0	0	0	0	0	0	0	0	0	0	0	30	30.4	34.4	25 to 35	86.7	18	60.0
21/01/2026	07:00	0	4	10	28	20	6	0	0	0	0	0	0	0	0	0	0	0	0	0	0	68	28.2	34	25 to 35	70.6	26	38.2
21/01/2026	08:00	0	4	16	50	22	0	0	0	0	0	0	0	0	0	0	0	0	0	0	0	92	27.3	31.8	25 to 35	78.3	22	23.9
21/01/2026	09:00	4	0	12	22	10	2	0	0	0	0	0	0	0	0	0	0	0	0	0	0	50	26	32	20 to 30	68.0	12	24.0
21/01/2026	10:00	0	2	18	24	2	0	0	0	0	0	0	0	0	0	0	0	0	0	0	0	46	25.1	29	20 to 30	91.3	2	4.3
21/01/2026	11:00	2	4	6	36	6	0	0	0	0	0	0	0	0	0	0	0	0	0	0	0	54	26	29.7	20 to 30	77.8	6	11.1
21/01/2026	12:00	2	2	24	16	8	6	0	0	0	0	0	0	0	0	0	0	0	0	0	0	58	25.9	33.1	20 to 30	69.0	14	24.1
21/01/2026	13:00	2	0	18	32	8	2	0	0	0	0	0	0	0	0	0	0	0	0	0	0	62	26.3	30.6	20 to 30	80.6	10	16.1
21/01/2026	14:00	2	2	20	24	6	0	0	0	0	0	0	0	0	0	0	0	0	0	0	0	54	24.9	29.6	20 to 30	81.5	6	11.1
21/01/2026	15:00	0	2	26	46	4	0	0	0	0	0	0	0	0	0	0	0	0	0	0	0	78	25.6	29.1	20 to 30	92.3	4	5.1
21/01/2026	16:00	0	4	12	30	12	0	0	0	0	0	0	0	0	0	0	0	0	0	0	0	58	26.6	31.2	20 to 30	72.4	12	20.7
21/01/2026	17:00	0	2	18	30	4	0	0	0	0	0	0	0	0	0	0	0	0	0	0	0	54	25.6	29.3	20 to 30	88.9	4	7.4
21/01/2026	18:00	0	0	6	12	14	2	0	0	0	0	0	0	0	0	0	0	0	0	0	0	34	28.9	33.9	25 to 35	76.5	16	47.1
21/01/2026	19:00	2	2	4	18	8	0	0	0	0	0	0	0	0	0	0	0	0	0	0	0	34	26.3	31.9	25 to 35	76.5	8	23.5
21/01/2026	20:00	0	0	0	8	2	0	0	0	0	0	0	0	0	0	0	0	0	0	0	0	10	28.2	30	25 to 35	100.0	2	20.0
21/01/2026	21:00	0	0	2	2	0	0	0	0	0	0	0	0	0	0	0	0	0	0	0	0	4	24.5	27.5	20 to 30	100.0	*	*
21/01/2026	22:00	0	0	0	0	0	0	0	0	0	0	0	0	0	0	0	0	0	0	0	0	0	0	0	*	*	*	*
21/01/2026	23:00	0	0	0	2	2	0	0	0	0	0	0	0	0	0	0	0	0	0	0	0	4	29.5	32.5	25 to 35	100.0	2	50.0
24 Hr Summary		14	30	194	390	148	18	2	0	0	0	0	0	0	0	0	0	0	0	0	0	796	26.6	31.7	20 to 30	73.4	168	21.1

Incoming Histogram

The Barley Mow - Winchfield

from Thu-Jan-01-2026-12-00-AM to Sat-Jan-31-2026-11-59-PM

Date	Starting Hr:min	<15	15 to <20	20 to <25	25 to <30	30 to <35	35 to <40	40 to <45	45 to <50	50 to <55	55 to <60	60 to <65	65 to <70	70 to <75	75 to <80	80 to <85	85 to <90	90 to <95	95 to <100	100 to >105	Total Counts	Avg Speed (MPH)	85pet Speed	10MPH Pace	% in pace	# of Speeders	% Speeders	
22/01/2026	00:00	0	0	0	0	2	0	0	0	0	0	0	0	0	0	0	0	0	0	0	0	2	32	35	25 to 35	100.0	2	100.0
22/01/2026	01:00	0	0	0	0	0	0	0	0	0	0	0	0	0	0	0	0	0	0	0	0	0	0	0	*	*	*	*
22/01/2026	02:00	0	0	0	0	0	0	0	0	0	0	0	0	0	0	0	0	0	0	0	0	0	0	0	*	*	*	*
22/01/2026	03:00	2	2	0	0	0	0	0	0	0	0	0	0	0	0	0	0	0	0	0	0	4	14.5	17.5	10 to 20	100.0	*	*
22/01/2026	04:00	0	0	0	0	0	0	0	0	0	0	0	0	0	0	0	0	0	0	0	0	0	0	0	*	*	*	*
22/01/2026	05:00	0	0	0	0	8	0	0	0	0	0	0	0	0	0	0	0	0	0	0	0	8	32.3	34.4	25 to 35	100.0	8	100.0
22/01/2026	06:00	0	0	6	18	16	0	2	0	0	0	0	0	0	0	0	0	0	0	0	0	42	29	33.8	25 to 35	81.0	18	42.9
22/01/2026	07:00	0	0	14	26	12	0	0	0	0	0	0	0	0	0	0	0	0	0	0	0	52	27.1	31.7	20 to 30	76.9	12	23.1
22/01/2026	08:00	0	2	22	38	30	2	0	0	0	0	0	0	0	0	0	0	0	0	0	0	94	27.8	33	25 to 35	72.3	32	34.0
22/01/2026	09:00	0	0	14	54	8	2	0	0	0	0	0	0	0	0	0	0	0	0	0	0	78	27.2	29.8	20 to 30	87.2	10	12.8
22/01/2026	10:00	4	4	16	22	6	0	0	0	0	0	0	0	0	0	0	0	0	0	0	0	52	24.3	29.5	20 to 30	73.1	6	11.5
22/01/2026	11:00	0	0	10	28	12	0	0	0	0	0	0	0	0	0	0	0	0	0	0	0	50	27.4	31.7	25 to 35	80.0	12	24.0
22/01/2026	12:00	0	4	16	38	26	0	0	0	0	0	0	0	0	0	0	0	0	0	0	0	84	27.4	32.5	25 to 35	76.2	26	31.0
22/01/2026	13:00	0	2	18	26	8	2	0	0	0	0	0	0	0	0	0	0	0	0	0	0	56	26.3	31.2	20 to 30	78.6	10	17.9
22/01/2026	14:00	0	4	18	44	18	4	0	0	0	0	0	0	0	0	0	0	0	0	0	0	88	27.3	32.5	20 to 30	70.5	22	25.0
22/01/2026	15:00	0	4	20	34	2	0	0	0	0	0	0	0	0	0	0	0	0	0	0	0	60	25.1	29	20 to 30	90.0	2	3.3
22/01/2026	16:00	4	0	18	50	14	0	0	0	0	0	0	0	0	0	0	0	0	0	0	0	86	26.3	30.4	20 to 30	79.1	14	16.3
22/01/2026	17:00	2	4	18	34	8	0	0	0	0	0	0	0	0	0	0	0	0	0	0	0	66	25.5	29.7	20 to 30	78.8	8	12.1
22/01/2026	18:00	0	2	8	30	14	0	0	0	0	0	0	0	0	0	0	0	0	0	0	0	54	27.4	32.1	25 to 35	81.5	14	25.9
22/01/2026	19:00	0	0	6	16	6	0	0	0	0	0	0	0	0	0	0	0	0	0	0	0	28	27.1	31.7	20 to 30	78.6	6	21.4
22/01/2026	20:00	0	0	4	6	6	0	0	0	0	0	0	0	0	0	0	0	0	0	0	0	16	27.8	33.3	25 to 35	75.0	6	37.5
22/01/2026	21:00	0	4	8	6	0	0	0	0	0	0	0	0	0	0	0	0	0	0	0	0	18	22.6	27.5	20 to 30	77.8	*	*
22/01/2026	22:00	2	0	2	2	0	0	0	0	0	0	0	0	0	0	0	0	0	0	0	0	6	20.3	27.5	20 to 30	66.7	*	*
22/01/2026	23:00	2	2	0	0	0	0	0	0	0	0	0	0	0	0	0	0	0	0	0	0	4	14.5	17.5	10 to 20	100.0	*	*
24 Hr Summary		16	34	218	472	196	10	2	0	0	0	0	0	0	0	0	0	0	0	0	0	948	26.7	31.7	20 to 30	72.8	208	21.9

Incoming Histogram

The Barley Mow - Winchfield

from Thu-Jan-01-2026-12-00-AM to Sat-Jan-31-2026-11-59-PM

Date	Starting Hr:min	<15	15 to <20	20 to <25	25 to <30	30 to <35	35 to <40	40 to <45	45 to <50	50 to <55	55 to <60	60 to <65	65 to <70	70 to <75	75 to <80	80 to <85	85 to <90	90 to <95	95 to <100	100 to >105	Total Counts	Avg Speed (MPH)	85pct Speed	10MPH Pace	% in pace	# of Speeders	% Speeders	
23/01/2026	00:00	0	0	0	2	2	0	0	0	0	0	0	0	0	0	0	0	0	0	0	0	4	29.5	32.5	25 to 35	100.0	2	50.0
23/01/2026	01:00	0	0	0	0	0	0	0	0	0	0	0	0	0	0	0	0	0	0	0	0	0	0	0	*	*	*	*
23/01/2026	02:00	0	0	0	0	0	0	0	0	0	0	0	0	0	0	0	0	0	0	0	0	0	0	0	*	*	*	*
23/01/2026	03:00	0	0	0	0	0	0	0	0	0	0	0	0	0	0	0	0	0	0	0	0	0	0	0	*	*	*	*
23/01/2026	04:00	0	2	0	0	0	0	0	0	0	0	0	0	0	0	0	0	0	0	0	0	2	17	20	10 to 20	100.0	*	*
23/01/2026	05:00	0	0	0	0	0	0	0	0	0	0	0	0	0	0	0	0	0	0	0	0	0	0	0	*	*	*	*
23/01/2026	06:00	0	0	2	8	4	2	2	0	0	0	0	0	0	0	0	0	0	0	0	0	18	30.3	37.5	25 to 35	66.7	8	44.4
23/01/2026	07:00	0	2	6	20	2	0	0	0	0	0	0	0	0	0	0	0	0	0	0	0	30	26	29.5	20 to 30	86.7	2	6.7
23/01/2026	08:00	0	4	24	34	18	0	0	0	0	0	0	0	0	0	0	0	0	0	0	0	80	26.5	31.7	20 to 30	72.5	18	22.5
23/01/2026	09:00	0	0	10	22	2	2	0	0	0	0	0	0	0	0	0	0	0	0	0	0	36	26.6	29.8	20 to 30	88.9	4	11.1
23/01/2026	10:00	0	12	28	52	24	2	0	0	0	0	0	0	0	0	0	0	0	0	0	0	118	26.3	31.7	20 to 30	67.8	26	22.0
23/01/2026	11:00	2	12	24	36	2	2	0	0	0	0	0	0	0	0	0	0	0	0	0	0	78	24.2	28.9	20 to 30	76.9	4	5.1
23/01/2026	12:00	0	6	26	30	4	0	0	0	0	0	0	0	0	0	0	0	0	0	0	0	66	24.7	29	20 to 30	84.8	4	6.1
23/01/2026	13:00	0	10	26	36	8	0	0	0	0	0	0	0	0	0	0	0	0	0	0	0	80	24.9	29.4	20 to 30	77.5	8	10.0
23/01/2026	14:00	8	4	16	40	12	2	0	0	0	0	0	0	0	0	0	0	0	0	0	0	82	25.3	30.8	20 to 30	68.3	14	17.1
23/01/2026	15:00	0	4	18	46	20	0	0	0	0	0	0	0	0	0	0	0	0	0	0	0	88	27	31.8	25 to 35	75.0	20	22.7
23/01/2026	16:00	8	10	20	52	16	2	0	0	0	0	0	0	0	0	0	0	0	0	0	0	108	25.2	30.6	20 to 30	66.7	18	16.7
23/01/2026	17:00	0	4	16	40	18	2	0	0	0	0	0	0	0	0	0	0	0	0	0	0	80	27.1	32.2	25 to 35	72.5	20	25.0
23/01/2026	18:00	0	0	16	24	14	2	0	0	0	0	0	0	0	0	0	0	0	0	0	0	56	27.5	32.9	20 to 30	71.4	16	28.6
23/01/2026	19:00	0	4	10	24	8	2	0	0	0	0	0	0	0	0	0	0	0	0	0	0	48	26.6	31.9	20 to 30	70.8	10	20.8
23/01/2026	20:00	0	0	8	4	0	0	0	0	0	0	0	0	0	0	0	0	0	0	0	0	12	23.8	27.5	20 to 30	100.0	*	*
23/01/2026	21:00	0	0	0	0	8	0	0	0	0	0	0	0	0	0	0	0	0	0	0	0	8	32.3	34.4	25 to 35	100.0	8	100.0
23/01/2026	22:00	0	0	0	2	8	4	0	0	0	0	0	0	0	0	0	0	0	0	0	0	14	32.7	37.5	30 to 40	85.7	12	85.7
23/01/2026	23:00	0	0	0	2	0	0	0	0	0	0	0	0	0	0	0	0	0	0	0	0	2	27	30	20 to 30	100.0	*	*
24 Hr Summary		18	74	250	474	170	22	2	0	0	0	0	0	0	0	0	0	0	0	0	1010	26.1	31.2	20 to 30	71.7	194	19.2	

Incoming Histogram

The Barley Mow - Winchfield

from Thu-Jan-01-2026-12-00-AM to Sat-Jan-31-2026-11-59-PM

Date	Starting Hr:min	<15	15 to <20	20 to <25	25 to <30	30 to <35	35 to <40	40 to <45	45 to <50	50 to <55	55 to <60	60 to <65	65 to <70	70 to <75	75 to <80	80 to <85	85 to <90	90 to <95	95 to <100	100 to >105	Total Counts	Avg Speed (MPH)	85pct Speed	10MPH Pace	% in pace	# of Speeders	% Speeders
24/01/2026	00:00	0	0	0	4	0	0	0	0	0	0	0	0	0	0	0	0	0	0	0	4	27	28.8	20 to 30	100.0	*	*
24/01/2026	01:00	0	0	0	2	0	0	0	0	0	0	0	0	0	0	0	0	0	0	0	2	27	30	20 to 30	100.0	*	*
24/01/2026	02:00	0	0	0	0	4	0	0	0	0	0	0	0	0	0	0	0	0	0	0	4	32	33.8	25 to 35	100.0	4	100.0
24/01/2026	03:00	0	0	0	4	0	2	0	0	0	0	0	0	0	0	0	0	0	0	0	6	30.7	37.5	20 to 30	66.7	2	33.3
24/01/2026	04:00	0	0	0	0	0	0	0	0	0	0	0	0	0	0	0	0	0	0	0	0	0	0	*	*	*	*
24/01/2026	05:00	0	0	0	0	0	2	0	0	0	0	0	0	0	0	0	0	0	0	0	2	37	40	30 to 40	100.0	2	100.0
24/01/2026	06:00	0	0	0	8	4	0	0	0	0	0	0	0	0	0	0	0	0	0	0	12	28.8	32.5	25 to 35	100.0	4	33.3
24/01/2026	07:00	2	4	2	16	12	0	0	0	0	0	0	0	0	0	0	0	0	0	0	36	26.4	32.9	25 to 35	77.8	12	33.3
24/01/2026	08:00	4	2	12	18	4	0	2	0	0	0	0	0	0	0	0	0	0	0	0	42	25	30	20 to 30	71.4	6	14.3
24/01/2026	09:00	6	6	8	36	12	2	0	0	0	0	0	0	0	0	0	0	0	0	0	70	25.7	31.7	25 to 35	68.6	14	20.0
24/01/2026	10:00	6	4	14	34	18	0	0	0	0	0	0	0	0	0	0	0	0	0	0	76	25.6	31.9	25 to 35	68.4	18	23.7
24/01/2026	11:00	16	4	24	52	16	2	0	0	0	0	0	0	0	0	0	0	0	0	0	114	24.7	30.3	20 to 30	66.7	18	15.8
24/01/2026	12:00	6	8	16	40	12	2	0	0	0	0	0	0	0	0	0	0	0	0	0	84	25.3	30.4	20 to 30	66.7	14	16.7
24/01/2026	13:00	6	6	20	52	22	2	0	0	0	0	0	0	0	0	0	0	0	0	0	108	26.1	31.8	25 to 35	68.5	24	22.2
24/01/2026	14:00	4	10	26	48	18	0	0	0	0	0	0	0	0	0	0	0	0	0	0	106	25.4	30.6	20 to 30	69.8	18	17.0
24/01/2026	15:00	2	6	12	28	10	2	2	0	0	0	0	0	0	0	0	0	0	0	0	62	26.4	32.5	20 to 30	64.5	14	22.6
24/01/2026	16:00	0	0	20	34	10	0	0	0	0	0	0	0	0	0	0	0	0	0	0	64	26.5	30	20 to 30	84.4	10	15.6
24/01/2026	17:00	0	6	16	22	0	2	0	0	0	0	0	0	0	0	0	0	0	0	0	46	24.6	28.9	20 to 30	82.6	2	4.3
24/01/2026	18:00	0	4	4	20	8	4	0	0	0	0	0	0	0	0	0	0	0	0	0	40	27.7	33.8	25 to 35	70.0	12	30.0
24/01/2026	19:00	0	0	6	14	4	2	0	0	0	0	0	0	0	0	0	0	0	0	0	26	27.5	32.5	20 to 30	76.9	6	23.1
24/01/2026	20:00	0	0	4	12	2	4	0	0	0	0	0	0	0	0	0	0	0	0	0	22	28.5	36.2	20 to 30	72.7	6	27.3
24/01/2026	21:00	0	2	0	12	4	0	0	0	0	0	0	0	0	0	0	0	0	0	0	18	27	31.2	25 to 35	88.9	4	22.2
24/01/2026	22:00	0	0	4	10	2	2	0	0	0	0	0	0	0	0	0	0	0	0	0	18	27.7	32.5	20 to 30	77.8	4	22.2
24/01/2026	23:00	0	0	0	4	2	0	0	0	0	0	0	0	0	0	0	0	0	0	0	6	28.7	32.5	25 to 35	100.0	2	33.3
24 Hr Summary		52	62	188	470	164	28	4	0	0	0	0	0	0	0	0	0	0	0	0	968	26	31.6	20 to 30	68.0	196	20.2

Incoming Histogram

The Barley Mow - Winchfield

from Thu-Jan-01-2026-12-00-AM to Sat-Jan-31-2026-11-59-PM

Date	Starting Hr:min	<15	15 to <20	20 to <25	25 to <30	30 to <35	35 to <40	40 to <45	45 to <50	50 to <55	55 to <60	60 to <65	65 to <70	70 to <75	75 to <80	80 to <85	85 to <90	90 to <95	95 to <100	100 to >105	Total Counts	Avg Speed (MPH)	85pct Speed	10MPH Pace	% in pace	# of Speeders	% Speeders	
25/01/2026	00:00	0	0	2	2	2	4	0	0	0	0	0	0	0	0	0	0	0	0	0	0	10	31	37.5	30 to 40	60.0	6	60.0
25/01/2026	01:00	0	0	0	0	0	0	0	0	0	0	0	0	0	0	0	0	0	0	0	0	0	0	0	*	*	*	*
25/01/2026	02:00	0	0	0	0	0	0	0	0	0	0	0	0	0	0	0	0	0	0	0	0	0	0	0	*	*	*	*
25/01/2026	03:00	0	0	0	0	0	0	0	0	0	0	0	0	0	0	0	0	0	0	0	0	0	0	0	*	*	*	*
25/01/2026	04:00	0	0	0	0	0	0	0	0	0	0	0	0	0	0	0	0	0	0	0	0	0	0	0	*	*	*	*
25/01/2026	05:00	0	0	2	0	0	0	0	0	0	0	0	0	0	0	0	0	0	0	0	0	2	22	25	15 to 25	100.0	*	*
25/01/2026	06:00	0	0	0	6	2	0	0	0	0	0	0	0	0	0	0	0	0	0	0	0	8	28.5	32.5	25 to 35	100.0	2	25.0
25/01/2026	07:00	2	0	0	4	2	0	0	0	0	0	0	0	0	0	0	0	0	0	0	0	8	24.5	32.5	25 to 35	75.0	2	25.0
25/01/2026	08:00	0	0	0	14	12	2	0	0	0	0	0	0	0	0	0	0	0	0	0	0	28	30	34.2	25 to 35	92.9	14	50.0
25/01/2026	09:00	2	0	10	36	8	0	0	0	0	0	0	0	0	0	0	0	0	0	0	0	56	26.6	30	20 to 30	82.1	8	14.3
25/01/2026	10:00	0	2	14	38	10	0	0	0	0	0	0	0	0	0	0	0	0	0	0	0	64	26.7	30	20 to 30	81.3	10	15.6
25/01/2026	11:00	2	4	14	22	16	4	0	0	0	0	0	0	0	0	0	0	0	0	0	0	62	26.9	33.4	25 to 35	61.3	20	32.3
25/01/2026	12:00	0	4	14	42	16	0	0	0	0	0	0	0	0	0	0	0	0	0	0	0	76	26.9	31.6	25 to 35	76.3	16	21.1
25/01/2026	13:00	0	0	22	14	14	2	0	0	0	0	0	0	0	0	0	0	0	0	0	0	52	26.9	32.9	20 to 30	69.2	16	30.8
25/01/2026	14:00	4	6	14	28	20	0	0	0	0	0	0	0	0	0	0	0	0	0	0	0	72	25.9	32.2	25 to 35	66.7	20	27.8
25/01/2026	15:00	0	4	6	30	8	2	2	0	0	0	0	0	0	0	0	0	0	0	0	0	52	27.7	32.5	25 to 35	73.1	12	23.1
25/01/2026	16:00	2	4	10	28	14	0	0	0	0	0	0	0	0	0	0	0	0	0	0	0	58	26.4	31.8	25 to 35	72.4	14	24.1
25/01/2026	17:00	0	0	6	12	6	0	0	0	0	0	0	0	0	0	0	0	0	0	0	0	24	27.2	31.7	20 to 30	75.0	6	25.0
25/01/2026	18:00	0	0	4	6	14	0	0	0	0	0	0	0	0	0	0	0	0	0	0	0	24	29.3	33.6	25 to 35	83.3	14	58.3
25/01/2026	19:00	0	0	2	10	4	2	0	0	0	0	0	0	0	0	0	0	0	0	0	0	18	28.7	33.8	25 to 35	77.8	6	33.3
25/01/2026	20:00	0	0	4	8	0	0	0	0	0	0	0	0	0	0	0	0	0	0	0	0	12	25.3	28.8	20 to 30	100.0	*	*
25/01/2026	21:00	0	0	0	0	0	0	0	0	0	0	0	0	0	0	0	0	0	0	0	0	0	0	0	*	*	*	*
25/01/2026	22:00	0	0	0	0	2	0	0	0	0	0	0	0	0	0	0	0	0	0	0	0	2	32	35	25 to 35	100.0	2	100.0
25/01/2026	23:00	0	0	0	0	0	0	0	0	0	0	0	0	0	0	0	0	0	0	0	0	0	0	0	*	*	*	*
24 Hr Summary		12	24	124	300	150	16	2	0	0	0	0	0	0	0	0	0	0	0	0	628	27.1	32.5	25 to 35	71.7	168	26.8	

Incoming Histogram

The Barley Mow - Winchfield

from Thu-Jan-01-2026-12-00-AM to Sat-Jan-31-2026-11-59-PM

Date	Starting Hr:min	<15	15 to <20	20 to <25	25 to <30	30 to <35	35 to <40	40 to <45	45 to <50	50 to <55	55 to <60	60 to <65	65 to <70	70 to <75	75 to <80	80 to <85	85 to <90	90 to <95	95 to <100	100 to >105	Total Counts	Avg Speed (MPH)	85pct Speed	10MPH Pace	% in pace	# of Speeders	% Speeders	
26/01/2026	00:00	0	0	2	2	0	0	0	0	0	0	0	0	0	0	0	0	0	0	0	0	4	24.5	27.5	20 to 30	100.0	*	*
26/01/2026	01:00	0	0	0	0	0	0	0	0	0	0	0	0	0	0	0	0	0	0	0	0	0	0	0	*	*	*	*
26/01/2026	02:00	0	0	0	0	0	0	0	0	0	0	0	0	0	0	0	0	0	0	0	0	0	0	0	*	*	*	*
26/01/2026	03:00	4	0	0	0	0	0	0	0	0	0	0	0	0	0	0	0	0	0	0	0	4	9.5	12.5	5 to 15	100.0	*	*
26/01/2026	04:00	0	0	0	0	0	0	0	0	0	0	0	0	0	0	0	0	0	0	0	0	0	0	0	*	*	*	*
26/01/2026	05:00	0	0	2	0	4	0	0	0	0	0	0	0	0	0	0	0	0	0	0	0	6	28.7	33.8	25 to 35	66.7	4	66.7
26/01/2026	06:00	0	0	0	4	6	6	0	0	0	0	0	0	0	0	0	0	0	0	0	0	16	32.9	38.3	30 to 40	75.0	12	75.0
26/01/2026	07:00	2	2	22	30	22	0	0	0	0	0	0	0	0	0	0	0	0	0	0	0	78	26.6	32.3	20 to 30	66.7	22	28.2
26/01/2026	08:00	0	2	18	50	18	0	0	0	0	0	0	0	0	0	0	0	0	0	0	0	88	27.1	31.4	20 to 30	77.3	18	20.5
26/01/2026	09:00	0	10	12	26	10	2	0	0	0	0	0	0	0	0	0	0	0	0	0	0	60	25.7	31.5	20 to 30	63.3	12	20.0
26/01/2026	10:00	0	4	14	16	18	2	0	0	0	0	0	0	0	0	0	0	0	0	0	0	54	27.2	33.3	25 to 35	63.0	20	37.0
26/01/2026	11:00	6	6	16	46	24	4	0	0	0	0	0	0	0	0	0	0	0	0	0	0	102	26.5	32.7	25 to 35	68.6	28	27.5
26/01/2026	12:00	6	0	16	28	14	0	0	0	0	0	0	0	0	0	0	0	0	0	0	0	64	25.2	31.4	20 to 30	68.8	14	21.9
26/01/2026	13:00	0	0	18	36	14	0	0	2	0	0	0	0	0	0	0	0	0	0	0	0	70	27.5	32.1	20 to 30	77.1	16	22.9
26/01/2026	14:00	6	5	9	28	3	1	0	0	0	0	0	0	0	0	0	0	0	0	0	0	52	24	29.3	20 to 30	71.2	4	7.7
26/01/2026	15:00	1	2	10	28	6	0	0	0	0	0	0	0	0	0	0	0	0	0	0	0	47	26.1	29.8	20 to 30	80.9	6	12.8
26/01/2026	16:00	0	10	12	22	7	4	0	0	0	0	0	0	0	0	0	0	0	0	0	0	55	25.7	32.1	20 to 30	61.8	11	20.0
26/01/2026	17:00	4	6	21	22	2	0	0	0	0	0	0	0	0	0	0	0	0	0	0	0	55	23.4	28.6	20 to 30	78.2	2	3.6
26/01/2026	18:00	1	4	8	10	3	0	0	0	0	0	0	0	0	0	0	0	0	0	0	0	26	24.2	29.5	20 to 30	69.2	3	11.5
26/01/2026	19:00	1	0	6	11	3	0	0	0	0	0	0	0	0	0	0	0	0	0	0	0	21	25.5	30	20 to 30	81.0	3	14.3
26/01/2026	20:00	1	0	0	7	2	0	0	0	0	0	0	0	0	0	0	0	0	0	0	0	10	26.9	30	25 to 35	90.0	2	20.0
26/01/2026	21:00	0	0	1	2	3	2	0	0	0	0	0	0	0	0	0	0	0	0	0	0	8	30.8	37.5	25 to 35	62.5	5	62.5
26/01/2026	22:00	0	1	1	2	1	0	0	0	0	0	0	0	0	0	0	0	0	0	0	0	5	25	30	20 to 30	60.0	1	20.0
26/01/2026	23:00	0	0	0	0	0	0	0	0	0	0	0	0	0	0	0	0	0	0	0	0	0	0	0	*	*	*	*
24 Hr Summary		32	52	188	370	160	21	0	2	0	0	0	0	0	0	0	0	0	0	0	825	26.1	31.8	20 to 30	67.6	183	22.2	

Incoming Histogram

The Barley Mow - Winchfield

from Thu-Jan-01-2026-12-00-AM to Sat-Jan-31-2026-11-59-PM

Date	Starting Hr:min	<15	15 to <20	20 to <25	25 to <30	30 to <35	35 to <40	40 to <45	45 to <50	50 to <55	55 to <60	60 to <65	65 to <70	70 to <75	75 to <80	80 to <85	85 to <90	90 to <95	95 to <100	100 to >105	Total Counts	Avg Speed (MPH)	85pet Speed	10MPH Pace	% in pace	# of Speeders	% Speeders	
27/01/2026	00:00	0	0	0	0	0	0	0	0	0	0	0	0	0	0	0	0	0	0	0	0	0	0	*	*	*	*	
27/01/2026	01:00	0	0	0	0	1	0	0	0	0	0	0	0	0	0	0	0	0	0	0	0	1	32	35	25 to 35	100.0	1	100.0
27/01/2026	02:00	0	0	0	0	0	0	0	0	0	0	0	0	0	0	0	0	0	0	0	0	0	0	0	*	*	*	*
27/01/2026	03:00	0	0	1	0	0	0	0	0	0	0	0	0	0	0	0	0	0	0	0	0	1	22	25	15 to 25	100.0	*	*
27/01/2026	04:00	0	0	0	0	0	0	0	0	0	0	0	0	0	0	0	0	0	0	0	0	0	0	0	*	*	*	*
27/01/2026	05:00	0	0	0	1	0	0	0	0	0	0	0	0	0	0	0	0	0	0	0	0	1	27	30	20 to 30	100.0	*	*
27/01/2026	06:00	0	0	2	3	0	0	0	0	0	0	0	0	0	0	0	0	0	0	0	0	5	25.2	28.3	20 to 30	100.0	*	*
27/01/2026	07:00	0	1	2	16	4	0	0	0	0	0	0	0	0	0	0	0	0	0	0	0	23	27.3	31.2	25 to 35	87.0	4	17.4
27/01/2026	08:00	0	2	13	22	3	1	0	0	0	0	0	0	0	0	0	0	0	0	0	0	41	25.9	29.5	20 to 30	85.4	4	9.8
27/01/2026	09:00	1	1	7	15	5	0	0	0	0	0	0	0	0	0	0	0	0	0	0	0	29	26.1	31	20 to 30	75.9	5	17.2
27/01/2026	10:00	2	6	10	5	3	0	0	0	0	0	0	0	0	0	0	0	0	0	0	0	26	22.4	29	15 to 25	61.5	3	11.5
27/01/2026	11:00	0	0	9	10	4	0	0	0	0	0	0	0	0	0	0	0	0	0	0	0	23	26.1	31.2	20 to 30	82.6	4	17.4
27/01/2026	12:00	2	2	5	16	2	1	0	0	0	0	0	0	0	0	0	0	0	0	0	0	28	25.3	29.7	20 to 30	75.0	3	10.7
27/01/2026	13:00	3	2	9	8	2	0	0	0	0	0	0	0	0	0	0	0	0	0	0	0	24	22.7	28.8	20 to 30	70.8	2	8.3
27/01/2026	14:00	0	2	2	13	4	0	0	0	0	0	0	0	0	0	0	0	0	0	0	0	21	26.8	31.2	25 to 35	81.0	4	19.0
27/01/2026	15:00	0	2	7	5	8	1	0	0	0	0	0	0	0	0	0	0	0	0	0	0	23	27	33.8	25 to 35	56.5	9	39.1
27/01/2026	16:00	2	1	14	28	8	1	0	0	0	0	0	0	0	0	0	0	0	0	0	0	54	26.2	30.6	20 to 30	77.8	9	16.7
27/01/2026	17:00	0	1	6	22	7	0	0	0	0	0	0	0	0	0	0	0	0	0	0	0	36	27.2	31.4	25 to 35	80.6	7	19.4
27/01/2026	18:00	2	0	11	10	4	2	0	1	0	0	0	0	0	0	0	0	0	0	0	0	30	26.4	33.8	20 to 30	70.0	7	23.3
27/01/2026	19:00	0	0	3	12	2	0	0	0	0	0	0	0	0	0	0	0	0	0	0	0	17	26.9	29.6	20 to 30	88.2	2	11.8
27/01/2026	20:00	0	0	4	6	3	0	0	0	0	0	0	0	0	0	0	0	0	0	0	0	13	26.7	31.7	20 to 30	76.9	3	23.1
27/01/2026	21:00	0	0	4	2	3	0	0	0	0	0	0	0	0	0	0	0	0	0	0	0	9	26.8	33.3	20 to 30	66.7	3	33.3
27/01/2026	22:00	0	0	0	0	0	0	0	0	0	0	0	0	0	0	0	0	0	0	0	0	0	0	0	*	*	*	*
27/01/2026	23:00	0	0	0	0	1	0	0	0	0	0	0	0	0	0	0	0	0	0	0	0	1	32	35	25 to 35	100.0	1	100.0
24 Hr Summary		12	20	109	194	64	6	0	1	0	0	0	0	0	0	0	0	0	0	0	0	406	25.9	30.8	20 to 30	74.6	71	17.5

Incoming Histogram

The Barley Mow - Winchfield

from Thu-Jan-01-2026-12-00-AM to Sat-Jan-31-2026-11-59-PM

Date	Starting Hr:min	<15	15 to <20	20 to <25	25 to <30	30 to <35	35 to <40	40 to <45	45 to <50	50 to <55	55 to <60	60 to <65	65 to <70	70 to <75	75 to <80	80 to <85	85 to <90	90 to <95	95 to <100	100 to >105	Total Counts	Avg Speed (MPH)	85pet Speed	10MPH Pace	% in pace	# of Speeders	% Speeders	
28/01/2026	00:00	0	0	0	0	0	0	0	0	0	0	0	0	0	0	0	0	0	0	0	0	0	0	*	*	*	*	
28/01/2026	01:00	0	0	0	0	0	0	0	0	0	0	0	0	0	0	0	0	0	0	0	0	0	0	*	*	*	*	
28/01/2026	02:00	0	0	0	0	0	0	0	0	0	0	0	0	0	0	0	0	0	0	0	0	0	0	*	*	*	*	
28/01/2026	03:00	0	0	0	0	0	0	0	0	0	0	0	0	0	0	0	0	0	0	0	0	0	0	*	*	*	*	
28/01/2026	04:00	0	0	0	0	0	0	0	0	0	0	0	0	0	0	0	0	0	0	0	0	0	0	*	*	*	*	
28/01/2026	05:00	4	1	0	0	0	0	0	0	0	0	0	0	0	0	0	0	0	0	0	0	5	11	15	5 to 15	80.0	*	*
28/01/2026	06:00	1	1	1	5	2	0	0	0	0	0	0	0	0	0	0	0	0	0	0	0	10	25.1	30	25 to 35	70.0	2	20.0
28/01/2026	07:00	0	0	7	18	8	0	0	0	0	0	0	0	0	0	0	0	0	0	0	0	33	27.5	31.9	25 to 35	78.8	8	24.2
28/01/2026	08:00	1	3	11	23	9	2	0	0	0	0	0	0	0	0	0	0	0	0	0	0	49	26.6	32.2	20 to 30	69.4	11	22.4
28/01/2026	09:00	1	2	4	14	6	0	0	0	0	0	0	0	0	0	0	0	0	0	0	0	27	26.3	31.7	25 to 35	74.1	6	22.2
28/01/2026	10:00	2	4	11	14	3	0	0	0	0	0	0	0	0	0	0	0	0	0	0	0	34	23.9	29.3	20 to 30	73.5	3	8.8
28/01/2026	11:00	0	5	17	14	1	0	0	0	0	0	0	0	0	0	0	0	0	0	0	0	37	23.8	28.2	20 to 30	83.8	1	2.7
28/01/2026	12:00	0	3	17	6	1	0	0	0	0	0	0	0	0	0	0	0	0	0	0	0	27	23.2	27.5	20 to 30	85.2	1	3.7
28/01/2026	13:00	3	2	14	10	1	0	0	0	0	0	0	0	0	0	0	0	0	0	0	0	30	22.7	28.5	20 to 30	80.0	1	3.3
28/01/2026	14:00	1	5	20	12	1	1	0	0	0	0	0	0	0	0	0	0	0	0	0	0	40	23.5	28.3	20 to 30	80.0	2	5.0
28/01/2026	15:00	3	10	15	17	4	0	0	0	0	0	0	0	0	0	0	0	0	0	0	0	49	23.2	29.1	20 to 30	65.3	4	8.2
28/01/2026	16:00	0	6	12	18	9	1	0	0	0	0	0	0	0	0	0	0	0	0	0	0	46	25.8	31.7	20 to 30	65.2	10	21.7
28/01/2026	17:00	0	3	5	27	13	2	0	0	0	0	0	0	0	0	0	0	0	0	0	0	50	27.9	32.7	25 to 35	80.0	15	30.0
28/01/2026	18:00	0	1	6	13	6	0	0	0	0	0	0	0	0	0	0	0	0	0	0	0	26	26.8	31.7	20 to 30	73.1	6	23.1
28/01/2026	19:00	0	0	2	12	5	3	0	0	0	0	0	0	0	0	0	0	0	0	0	0	22	29.4	35	25 to 35	77.3	8	36.4
28/01/2026	20:00	0	1	2	12	4	0	0	0	0	0	0	0	0	0	0	0	0	0	0	0	19	27.3	31.2	25 to 35	84.2	4	21.1
28/01/2026	21:00	0	1	3	4	2	1	0	0	0	0	0	0	0	0	0	0	0	0	0	0	11	26.7	32.5	20 to 30	63.6	3	27.3
28/01/2026	22:00	0	0	0	1	0	0	0	0	0	0	0	0	0	0	0	0	0	0	0	0	1	27	30	20 to 30	100.0	*	*
28/01/2026	23:00	0	0	0	4	0	0	0	0	0	0	0	0	0	0	0	0	0	0	0	0	4	27.5	28.8	20 to 30	100.0	*	*
24 Hr Summary		16	48	147	224	75	10	0	0	0	0	0	0	0	0	0	0	0	0	0	0	520	25.3	30.5	20 to 30	71.3	85	16.3

Incoming Histogram

The Barley Mow - Winchfield

from Thu-Jan-01-2026-12-00-AM to Sat-Jan-31-2026-11-59-PM

Date	Starting Hr:min	<15	15 to <20	20 to <25	25 to <30	30 to <35	35 to <40	40 to <45	45 to <50	50 to <55	55 to <60	60 to <65	65 to <70	70 to <75	75 to <80	80 to <85	85 to <90	90 to <95	95 to <100	100 to >105	Total Counts	Avg Speed (MPH)	85pet Speed	10MPH Pace	% in pace	# of Speeders	% Speeders	
29/01/2026	00:00	0	0	0	0	0	0	0	0	0	0	0	0	0	0	0	0	0	0	0	0	0	0	*	*	*	*	
29/01/2026	01:00	0	0	0	0	0	0	0	0	0	0	0	0	0	0	0	0	0	0	0	0	0	0	*	*	*	*	
29/01/2026	02:00	0	0	0	0	0	0	0	0	0	0	0	0	0	0	0	0	0	0	0	0	0	0	*	*	*	*	
29/01/2026	03:00	1	0	1	1	0	0	0	0	0	0	0	0	0	0	0	0	0	0	0	0	3	18.7	30	20 to 30	66.7	*	*
29/01/2026	04:00	0	0	0	0	0	0	0	0	0	0	0	0	0	0	0	0	0	0	0	0	0	0	*	*	*	*	
29/01/2026	05:00	0	0	0	0	0	0	0	0	0	0	0	0	0	0	0	0	0	0	0	0	0	0	*	*	*	*	
29/01/2026	06:00	0	0	2	3	1	0	0	0	0	0	0	0	0	0	0	0	0	0	0	0	6	26.3	30	20 to 30	83.3	1	16.7
29/01/2026	07:00	0	4	17	17	3	0	0	0	0	0	0	0	0	0	0	0	0	0	0	0	41	24.7	29.1	20 to 30	82.9	3	7.3
29/01/2026	08:00	0	1	19	20	3	0	0	0	0	0	0	0	0	0	0	0	0	0	0	0	43	25.3	29.2	20 to 30	90.7	3	7.0
29/01/2026	09:00	0	3	10	30	2	0	0	0	0	0	0	0	0	0	0	0	0	0	0	0	45	25.8	29.2	20 to 30	88.9	2	4.4
29/01/2026	10:00	4	0	12	11	1	0	0	0	0	0	0	0	0	0	0	0	0	0	0	0	28	22.7	28.6	20 to 30	82.1	1	3.6
29/01/2026	11:00	3	3	11	14	4	0	0	0	0	0	0	0	0	0	0	0	0	0	0	0	35	23.8	29.6	20 to 30	71.4	4	11.4
29/01/2026	12:00	1	4	13	15	3	0	0	0	0	0	0	0	0	0	0	0	0	0	0	0	36	24.4	29.3	20 to 30	77.8	3	8.3
29/01/2026	13:00	1	4	9	16	7	0	0	0	0	0	0	0	0	0	0	0	0	0	0	0	37	25.5	30.7	20 to 30	67.6	7	18.9
29/01/2026	14:00	2	4	13	20	10	1	0	0	0	0	0	0	0	0	0	0	0	0	0	0	50	25.8	31.5	20 to 30	66.0	11	22.0
29/01/2026	15:00	2	5	13	11	12	0	0	0	0	0	0	0	0	0	0	0	0	0	0	0	43	25.1	32.5	20 to 30	55.8	12	27.9
29/01/2026	16:00	0	6	13	21	10	3	0	0	0	0	0	0	0	0	0	0	0	0	0	0	53	26.5	32.5	20 to 30	64.2	13	24.5
29/01/2026	17:00	2	3	12	18	13	0	0	0	0	0	0	0	0	0	0	0	0	0	0	0	48	26.2	32.3	25 to 35	64.6	13	27.1
29/01/2026	18:00	1	2	6	17	6	0	0	0	0	0	0	0	0	0	0	0	0	0	0	0	32	26.1	30.8	20 to 30	71.9	6	18.8
29/01/2026	19:00	2	2	5	6	4	1	0	0	0	0	0	0	0	0	0	0	0	0	0	0	20	24.9	32.5	20 to 30	55.0	5	25.0
29/01/2026	20:00	0	0	5	4	3	0	0	0	0	0	0	0	0	0	0	0	0	0	0	0	12	26.5	31.7	20 to 30	75.0	3	25.0
29/01/2026	21:00	0	2	2	0	7	0	0	0	0	0	0	0	0	0	0	0	0	0	0	0	11	27.7	33.6	25 to 35	63.6	7	63.6
29/01/2026	22:00	0	0	1	4	1	0	0	0	0	0	0	0	0	0	0	0	0	0	0	0	6	27.2	30	20 to 30	83.3	1	16.7
29/01/2026	23:00	0	0	0	2	0	0	0	0	0	0	0	0	0	0	0	0	0	0	0	0	2	27	30	20 to 30	100.0	*	*
24 Hr Summary		19	43	164	230	90	5	0	0	0	0	0	0	0	0	0	0	0	0	0	551	25.3	30.7	20 to 30	71.5	95	17.2	

Incoming Histogram

The Barley Mow - Winchfield

from Thu-Jan-01-2026-12-00-AM to Sat-Jan-31-2026-11-59-PM

Date	Starting Hr:min	<15	15 to <20	20 to <25	25 to <30	30 to <35	35 to <40	40 to <45	45 to <50	50 to <55	55 to <60	60 to <65	65 to <70	70 to <75	75 to <80	80 to <85	85 to <90	90 to <95	95 to <100	100 to >105	Total Counts	Avg Speed (MPH)	85pet Speed	10MPH Pace	% in pace	# of Speeders	% Speeders	
30/01/2026	00:00	0	0	0	0	0	0	0	0	0	0	0	0	0	0	0	0	0	0	0	0	0	0	*	*	*	*	
30/01/2026	01:00	0	0	0	0	0	0	0	0	0	0	0	0	0	0	0	0	0	0	0	0	0	0	*	*	*	*	
30/01/2026	02:00	0	0	0	0	0	0	0	0	0	0	0	0	0	0	0	0	0	0	0	0	0	0	*	*	*	*	
30/01/2026	03:00	0	0	0	0	0	0	0	0	0	0	0	0	0	0	0	0	0	0	0	0	0	0	*	*	*	*	
30/01/2026	04:00	0	0	0	0	0	0	0	0	0	0	0	0	0	0	0	0	0	0	0	0	0	0	*	*	*	*	
30/01/2026	05:00	0	0	0	1	1	0	0	0	0	0	0	0	0	0	0	0	0	0	0	0	2	29.5	35	25 to 35	100.0	1	50.0
30/01/2026	06:00	0	0	0	5	1	1	0	0	0	0	0	0	0	0	0	0	0	0	0	0	7	29.3	35	25 to 35	85.7	2	28.6
30/01/2026	07:00	0	2	5	29	10	1	0	0	0	0	0	0	0	0	0	0	0	0	0	0	47	27.6	32	25 to 35	83.0	11	23.4
30/01/2026	08:00	0	1	7	21	13	1	0	0	0	0	0	0	0	0	0	0	0	0	0	0	43	28	33.1	25 to 35	79.1	14	32.6
30/01/2026	09:00	0	3	11	23	6	1	0	0	0	0	0	0	0	0	0	0	0	0	0	0	44	26.3	30	20 to 30	77.3	7	15.9
30/01/2026	10:00	1	3	12	13	8	0	0	0	0	0	0	0	0	0	0	0	0	0	0	0	37	25.5	31.2	20 to 30	67.6	8	21.6
30/01/2026	11:00	2	2	4	18	8	0	0	0	0	0	0	0	0	0	0	0	0	0	0	0	34	26.4	31.9	25 to 35	76.5	8	23.5
30/01/2026	12:00	2	2	8	19	4	1	1	0	0	0	0	0	0	0	0	0	0	0	0	0	37	26	30	20 to 30	73.0	6	16.2
30/01/2026	13:00	2	3	10	20	7	1	0	0	0	0	0	0	0	0	0	0	0	0	0	0	43	25.6	31.4	20 to 30	69.8	8	18.6
30/01/2026	14:00	0	2	7	19	9	1	0	0	0	0	0	0	0	0	0	0	0	0	0	0	38	27.3	32.2	25 to 35	73.7	10	26.3
30/01/2026	15:00	0	3	10	16	10	4	0	0	0	0	0	0	0	0	0	0	0	0	0	0	43	27.5	34	20 to 30	60.5	14	32.6
30/01/2026	16:00	3	6	11	14	5	0	0	0	0	0	0	0	0	0	0	0	0	0	0	0	39	23.8	29.6	20 to 30	64.1	5	12.8
30/01/2026	17:00	2	6	21	33	8	0	0	0	0	0	0	0	0	0	0	0	0	0	0	0	70	25.1	29.7	20 to 30	77.1	8	11.4
30/01/2026	18:00	0	4	8	30	11	1	0	0	0	0	0	0	0	0	0	0	0	0	0	0	54	27.1	31.8	25 to 35	75.9	12	22.2
30/01/2026	19:00	1	2	8	17	3	3	0	0	0	0	0	0	0	0	0	0	0	0	0	0	34	26.4	31.7	20 to 30	73.5	6	17.6
30/01/2026	20:00	1	2	4	10	5	0	0	0	0	0	0	0	0	0	0	0	0	0	0	0	22	25.8	32	25 to 35	68.2	5	22.7
30/01/2026	21:00	0	0	1	1	4	0	0	0	0	0	0	0	0	0	0	0	0	0	0	0	6	29.7	33.8	25 to 35	83.3	4	66.7
30/01/2026	22:00	2	0	0	3	0	0	0	0	0	0	0	0	0	0	0	0	0	0	0	0	5	19	28.3	20 to 30	60.0	*	*
30/01/2026	23:00	0	0	0	1	2	0	0	0	0	0	0	0	0	0	0	0	0	0	0	0	3	30.7	35	25 to 35	100.0	2	66.7
24 Hr Summary		16	41	127	293	115	15	1	0	0	0	0	0	0	0	0	0	0	0	0	608	26.4	31.7	20 to 30	69.1	131	21.5	

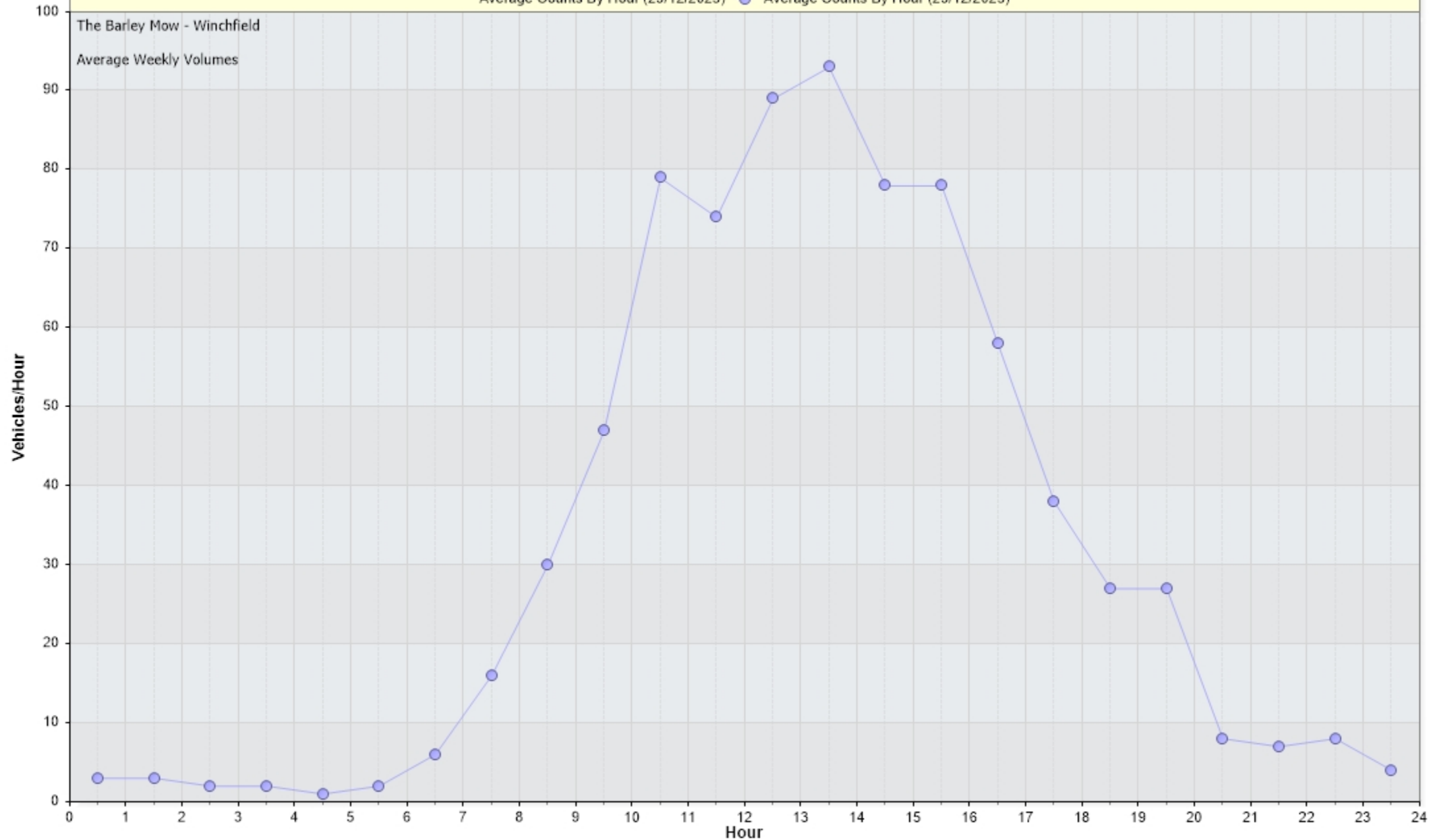
Incoming Histogram

The Barley Mow - Winchfield

from Thu-Jan-01-2026-12-00-AM to Sat-Jan-31-2026-11-59-PM

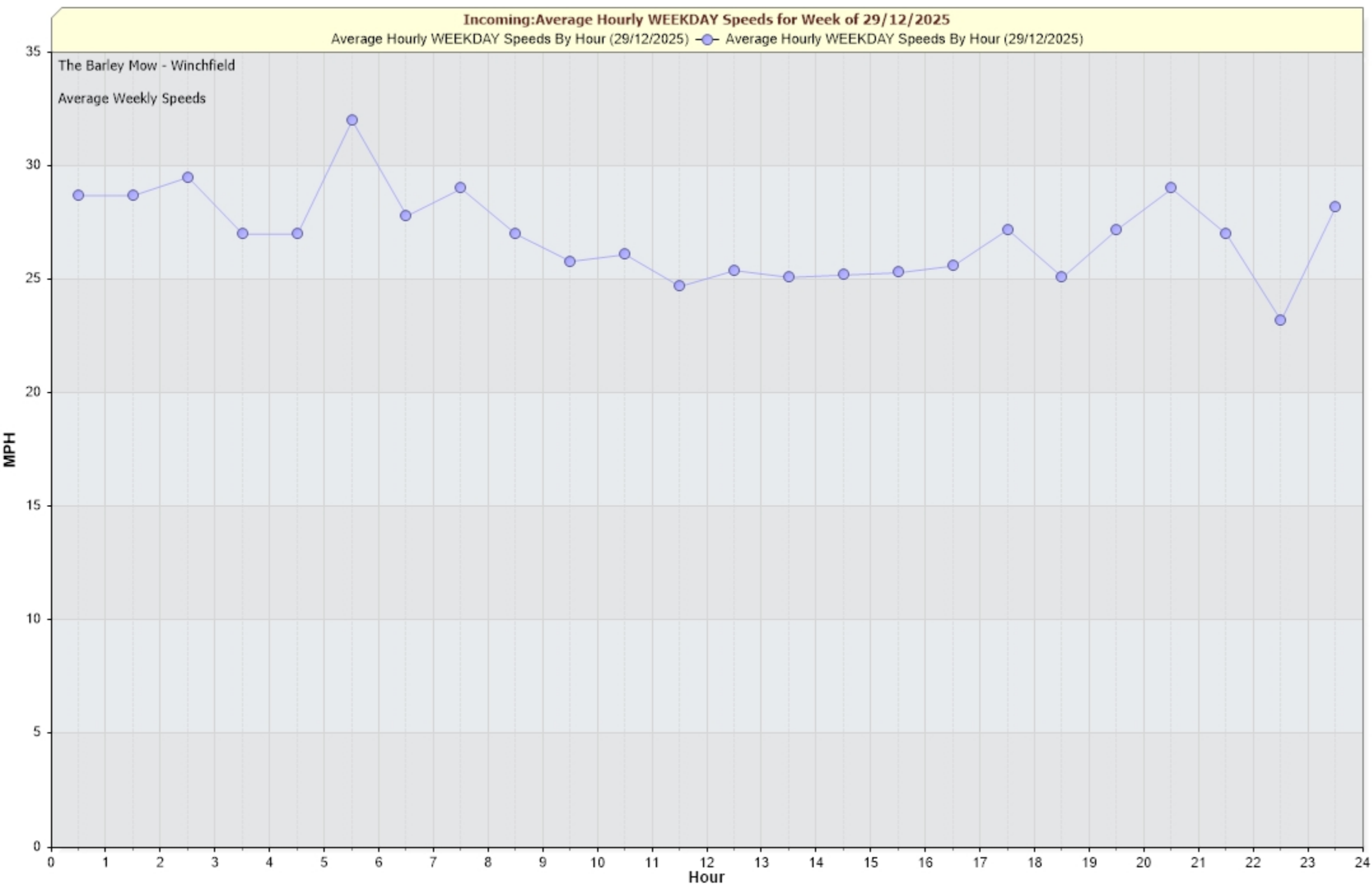
Date	Starting Hr:min	<15	15 to <20	20 to <25	25 to <30	30 to <35	35 to <40	40 to <45	45 to <50	50 to <55	55 to <60	60 to <65	65 to <70	70 to <75	75 to <80	80 to <85	85 to <90	90 to <95	95 to <100	100 to >105	Total Counts	Avg Speed (MPH)	85pet Speed	10MPH Pace	% in pace	# of Speeders	% Speeders	
31/01/2026	00:00	0	0	0	1	1	1	0	0	0	0	0	0	0	0	0	0	0	0	0	0	3	32	40	25 to 35	66.7	2	66.7
31/01/2026	01:00	0	0	1	1	0	0	0	0	0	0	0	0	0	0	0	0	0	0	0	0	2	24.5	30	20 to 30	100.0	*	*
31/01/2026	02:00	0	0	0	0	0	0	0	0	0	0	0	0	0	0	0	0	0	0	0	0	0	0	0	*	*	*	*
31/01/2026	03:00	0	0	0	1	0	0	0	0	0	0	0	0	0	0	0	0	0	0	0	0	1	27	30	20 to 30	100.0	*	*
31/01/2026	04:00	0	0	0	0	0	0	0	0	0	0	0	0	0	0	0	0	0	0	0	0	0	0	0	*	*	*	*
31/01/2026	05:00	0	0	0	0	0	0	0	0	0	0	0	0	0	0	0	0	0	0	0	0	0	0	0	*	*	*	*
31/01/2026	06:00	0	2	3	1	0	0	0	0	0	0	0	0	0	0	0	0	0	0	0	0	6	21.5	25	15 to 25	83.3	*	*
31/01/2026	07:00	0	2	1	4	4	1	0	0	0	0	0	0	0	0	0	0	0	0	0	0	12	27.6	33.8	25 to 35	66.7	5	41.7
31/01/2026	08:00	1	0	3	12	6	0	0	0	0	0	0	0	0	0	0	0	0	0	0	0	22	27.4	32.5	25 to 35	81.8	6	27.3
31/01/2026	09:00	3	2	6	16	5	0	0	0	0	0	0	0	0	0	0	0	0	0	0	0	32	25.1	30	20 to 30	68.8	5	15.6
31/01/2026	10:00	2	3	10	18	7	1	0	0	0	0	0	0	0	0	0	0	0	0	0	0	41	25.5	31.4	20 to 30	68.3	8	19.5
31/01/2026	11:00	1	1	8	21	7	1	0	0	0	0	0	0	0	0	0	0	0	0	0	0	39	26.7	31.4	20 to 30	74.4	8	20.5
31/01/2026	12:00	4	3	12	19	8	0	0	0	0	0	0	0	0	0	0	0	0	0	0	0	46	24.7	30.6	20 to 30	67.4	8	17.4
31/01/2026	13:00	2	5	7	22	10	1	0	0	0	0	0	0	0	0	0	0	0	0	0	0	47	26.1	32	25 to 35	68.1	11	23.4
31/01/2026	14:00	4	3	12	14	9	0	0	0	0	0	0	0	0	0	0	0	0	0	0	0	42	24.6	31.7	20 to 30	61.9	9	21.4
31/01/2026	15:00	1	1	6	18	9	2	0	0	0	0	0	0	0	0	0	0	0	0	0	0	37	27.5	32.8	25 to 35	73.0	11	29.7
31/01/2026	16:00	0	6	4	20	7	0	0	0	0	0	0	0	0	0	0	0	0	0	0	0	37	26.1	30.7	25 to 35	73.0	7	18.9
31/01/2026	17:00	0	3	4	9	5	2	0	0	0	0	0	0	0	0	0	0	0	0	0	0	23	27.1	34	25 to 35	60.9	7	30.4
31/01/2026	18:00	2	1	4	7	4	0	0	0	0	0	0	0	0	0	0	0	0	0	0	0	18	24.6	31.2	20 to 30	61.1	4	22.2
31/01/2026	19:00	0	2	4	7	5	0	0	0	0	0	0	0	0	0	0	0	0	0	0	0	18	26.4	32	25 to 35	66.7	5	27.8
31/01/2026	20:00	0	2	3	7	0	0	0	0	0	0	0	0	0	0	0	0	0	0	0	0	12	24.3	28.6	20 to 30	83.3	*	*
31/01/2026	21:00	1	0	1	3	1	0	0	0	0	0	0	0	0	0	0	0	0	0	0	0	6	24.7	30	20 to 30	66.7	1	16.7
31/01/2026	22:00	0	0	4	3	2	0	0	0	0	0	0	0	0	0	0	0	0	0	0	0	9	26	32.5	20 to 30	77.8	2	22.2
31/01/2026	23:00	1	0	2	2	0	0	0	0	0	0	0	0	0	0	0	0	0	0	0	0	5	22.2	27.5	20 to 30	80.0	*	*
24 Hr Summary		22	36	95	206	90	9	0	0	0	0	0	0	0	0	0	0	0	0	0	0	458	25.8	31.7	20 to 30	65.7	99	21.6

Incoming:Average Hourly Volume for Week of 29/12/2025  
Average Counts By Hour (29/12/2025) — Average Counts By Hour (29/12/2025)



Incoming:Average Hourly WEEKDAY Speeds for Week of 29/12/2025  
Average Hourly WEEKDAY Speeds By Hour (29/12/2025) — Average Hourly WEEKDAY Speeds By Hour (29/12/2025)

The Barley Mow - Winchfield  
Average Weekly Speeds



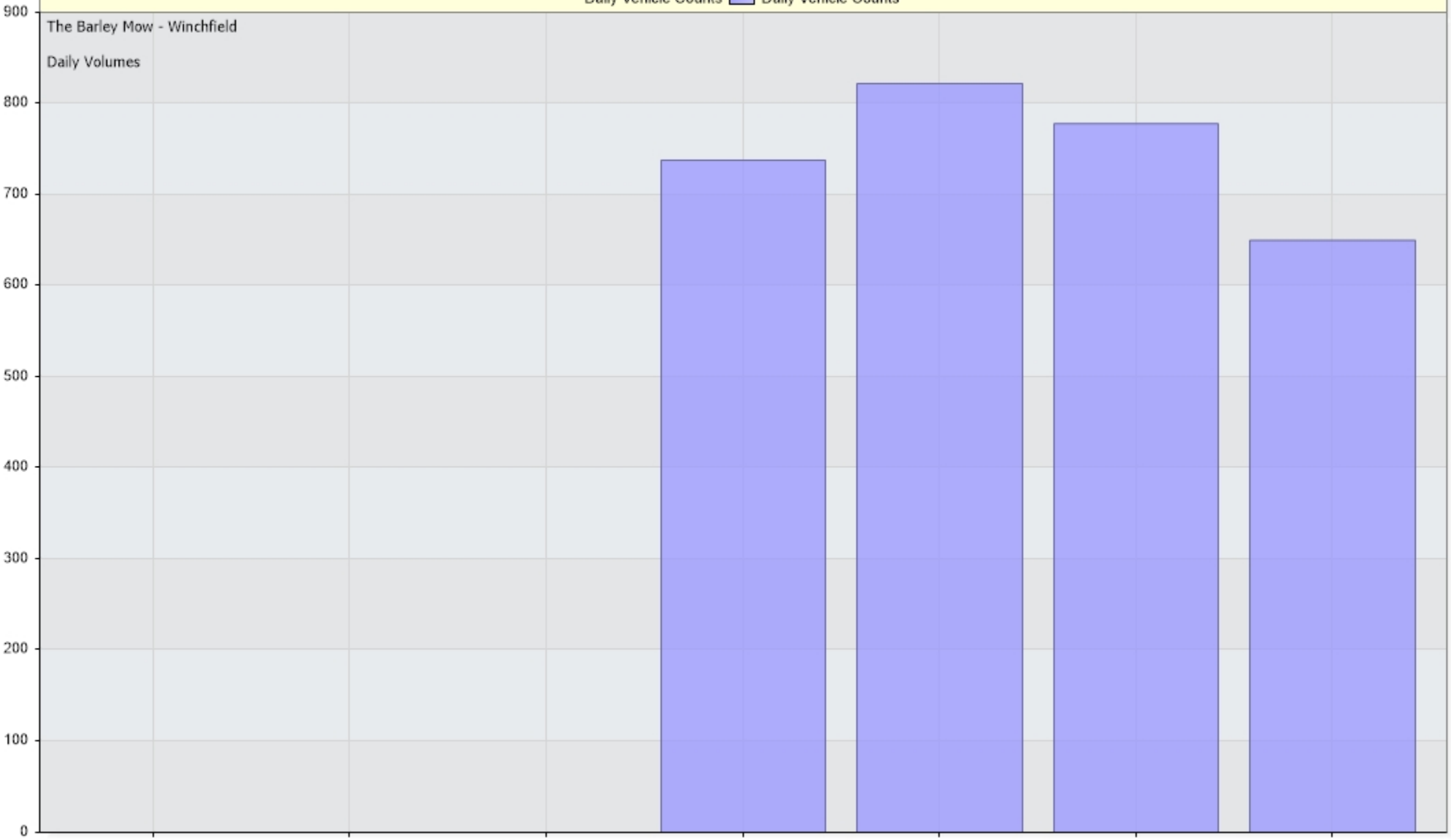
Incoming:Daily Volume for Week of 29/12/2025

Daily Vehicle Counts

Daily Vehicle Counts

The Barley Mow - Winchfield  
Daily Volumes

Vehicles



Monday

Tuesday

Wednesday

Thursday  
Day

Friday

Saturday

Sunday